

AeroMaster.

48-226

SHORT FUSE



"Marie"

Ninth/Fifteenth AF Mustang Aces

Virginia



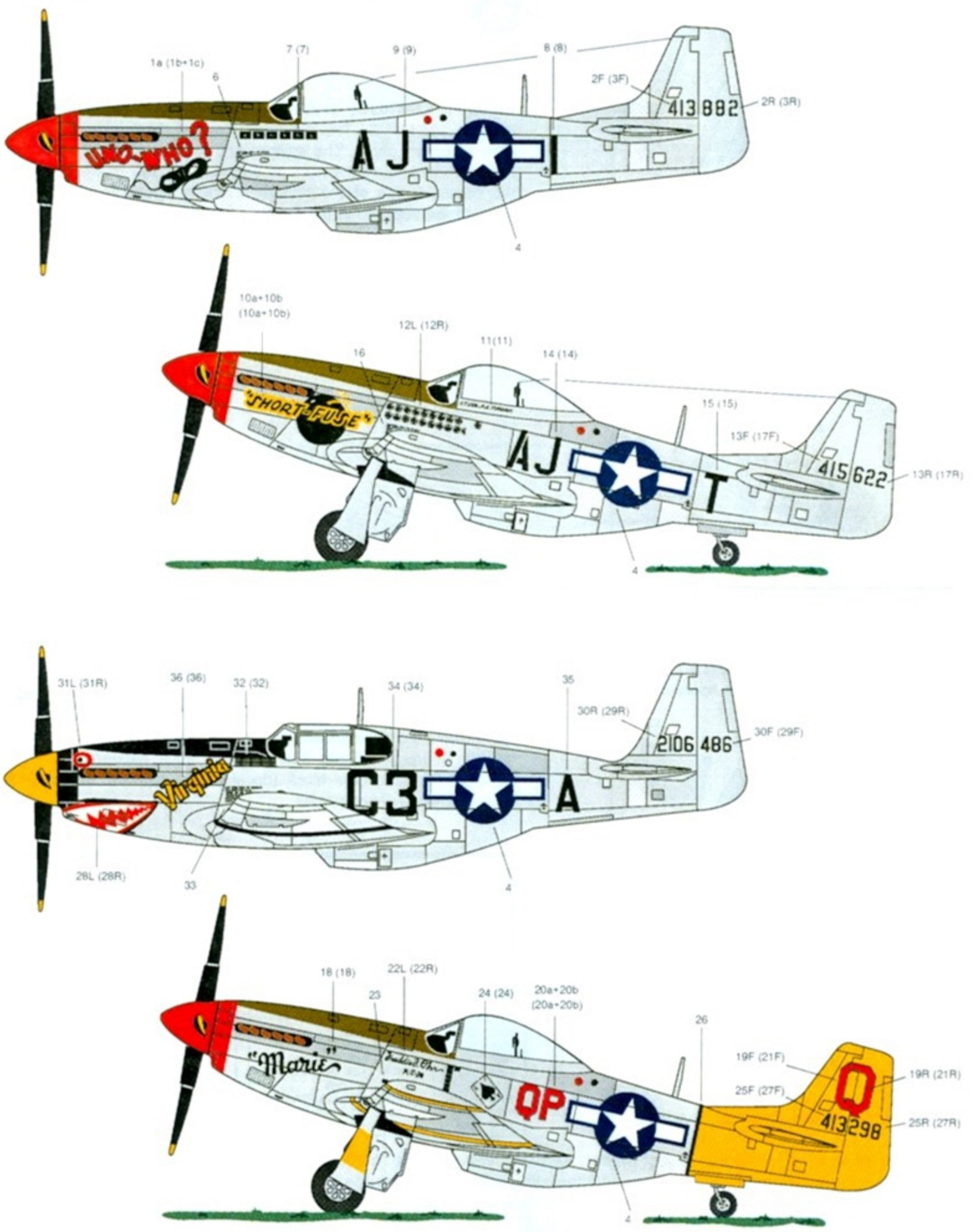
WHO-WHO?
Who-Who?

48-226

AeroMaster Decals™

Ninth/Fifteenth AF Mustang Aces 48-226

3615 NW 20th Ave • Miami, Florida 33142 • USA
 Tel. (305) 635-3134 • Fax (305) 638-4197



- U.S. Insignia Red

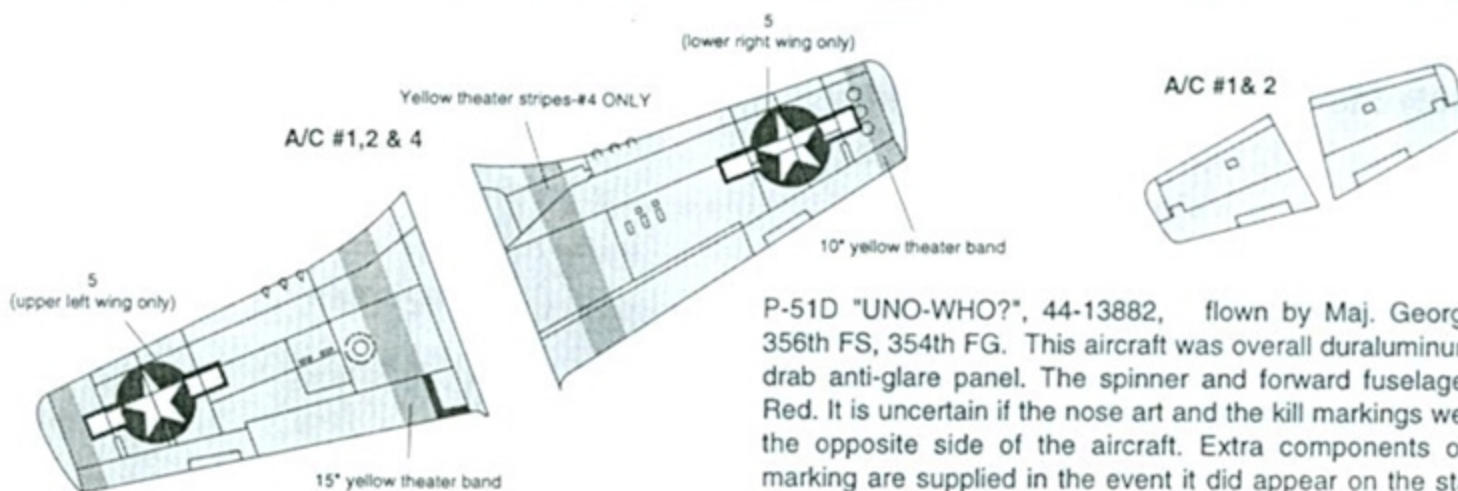
 FS 11136
- Chrome Yellow

 FS 13538
- U.S. Olive Drab

 FS 34087
- Ana 604 Black

 FS 37038

AeroMaster Decals™

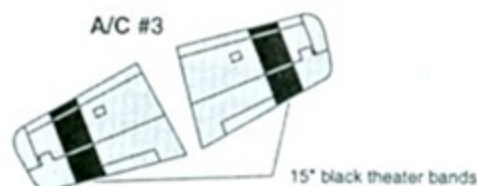


A/C #1

P-51D "UNO-WHO?", 44-13882, flown by Maj. George 'Max' Lamb, 356th FS, 354th FG. This aircraft was overall duraluminum with an olive drab anti-glare panel. The spinner and forward fuselage were Insignia Red. It is uncertain if the nose art and the kill markings were repeated on the opposite side of the aircraft. Extra components of the personal marking are supplied in the event it did appear on the starboard side of the aircraft.

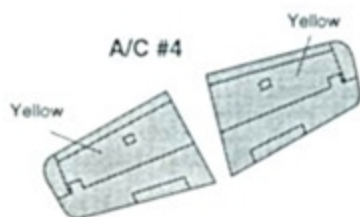
A/C #2

P-51D "SHORT-FUSE", 44-13882, flown by Lt. Col. Richard Turner, CO 356th FS, 354th FG. This aircraft was duraluminum with the anti-glare panel painted olive drab. The spinner and forward fuselage were painted Insignia Red. It is not known if the nose art, pilot's name and the kill markings were repeated on the opposite side of the aircraft, or whether the markings were handed.



A/C #3

P-51B "Virginia", 42-106486, flown by Robert McGee, 382nd FS, 363rd FG. Overall duraluminum finish with black anti-glare panel, forward fuselage and theater stripes on the wings. The spinner was Insignia Yellow. It is not known if the nose art was carried on the opposite side of the aircraft. After decals 28R and 28L have dried out, touch up the inner lip with red and white paint, or use spare decal Red trimmed to size.



A/C #4

P-51D "Marie", 44-13298, flown by Capt. Freddie F. Ohr, 2nd FS, 52nd FG. Overall duraluminum finish with olive drab anti-glare panel. The theater stripes on the wings and the aft fuselage / tail were Insignia Yellow. The spinner and nose were Insignia Red. It is not known if the nose art was carried on the opposite side of the aircraft. Our sources indicate that no data block appeared in the usual location, but a data block (decal 23) is supplied should additional reference prove otherwise.

Suggested Kits:

Accurate Miniatures P-51B, Monogram P-51B, Tamiya P-51B/C, Monogram P-51D, Tamiya P-51D, Hasegawa P-51D

References:

1. Mustang Aces of the Ninth & Fifteenth Air Forces, by Jerry Scutts, Osprey Aircraft of the Aces • 7.
2. P-51 in action, Squadron Signal Pub., 1981.
3. P-51 in color, Squadron Signal Pub., 1982.
4. P-51 Mustang, Model Art No.401.
5. P-51 Mustang, Aero Detail #13, 1995.
6. P-51 Mustang special, Squadron Signal Pub., 1995.

*NOTE: P-51's were delivered in a standard finish consisting of natural metal on the fuselage, vertical fin, and horizontal stabilizers. The majority of the upper and lower wings were painted aluminum lacquer with all rivets and joints sealed to provide smoother airflow over the laminar flow wing. Ailerons and flaps were left in natural metal.

Recommended AeroMaster Warbird Colors			
Acrylic			
1001	Gloss Clear	1015	Blue
1002	Semi-Gls Clr	1016	Green
1003	Flat Clear	1040	U.S. Olive Drab 41
1004	Tire Black	1041	U.S. Olive Drab 41
1011	Yellow		(Faded)
1012	White	1049	US Interior Green
1013	Black	1050	US Interior Yellow
1014	Red	1051	US Orange Yellow

Recommended AeroMaster Warbird Colors			
Enamels			
9001	Black	1040	U.S. Olive Drab 41
9002	White	1041	U.S. Olive Drab 41
9003	Yellow		(Faded)
9004	Blue		
9005	Red		
9010	Tire Black		

If you have suggestions for future subject matter, AeroMaster would like to hear from you. Our goal is to provide high quality, well researched decals of unusual and interesting subjects. We value our customers' inputs, so if you have specific suggestions or photographs of unusual subject matter which you would be willing to share, please contact:

AeroMaster Decals™

3615 NW 20th Ave • Miami, Florida 33142 • USA