

THUNDER CALS™

Left side gun numbers, places
right gun numbers same location
opposite wing.

5'1" →
4 3 2 1

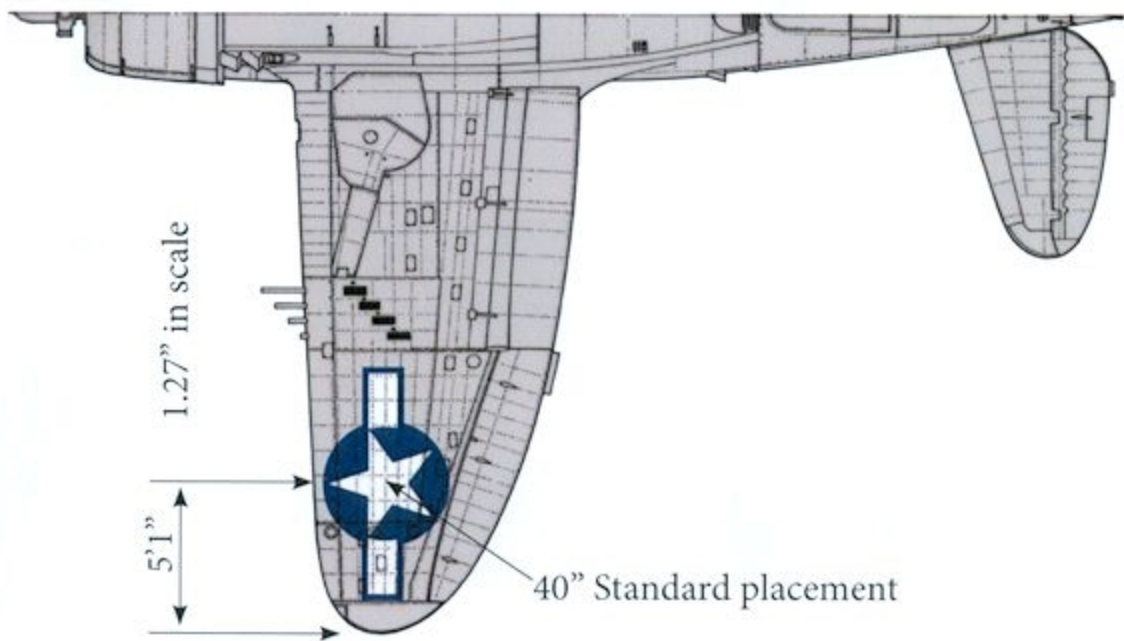
P-47

THUNDERBOLT

**NATIONAL INSIGNIA
TYPE 4 + DATA DECALS**

PT 1

48-005





Flap Indicator
Left & Right



Strut data placard
white (B) or black



35" Fuselage insignia placement Version 1



Version 2

Outer door open

Outer door closed

Inner section



Version 3



Outer door closed

Outer door open

Inner section



12' 2" AeroProducts

12' 2" Curtiss Electric

12' 2" AO Smith Asymmetrical

13' CE Symmetrical for M-N blades

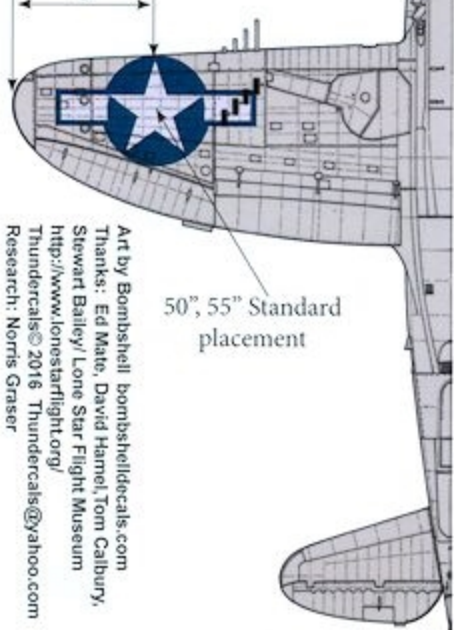
13' CE Symmetrical prop Alternate

13' CE Symmetrical prop

Hamilton Standard Hydromatic

Factory configuration P-47 blades were lo luster or flat black with 4 inch Insignia Yellow tips. Use black and yellow single stripes for the Aero Products 12' 2" blades. A.O. Smith 12' 2" Asymmetrical blades, use black and yellow double stripes. Check your references for variations.

6'
1.5" in scale



50", 55" Standard placement

Art by Bombshell bombshelldecals.com
Thanks: Ed Mate, David Hamel, Tom Calbury,
Stewart Bailey/ Lone Star Flight Museum
<http://www.lonestarflight.org/>
Thundercats© 2016 Thundercats@yahoo.com
Research: Norris Graser



Pratt & Whitney engine logo

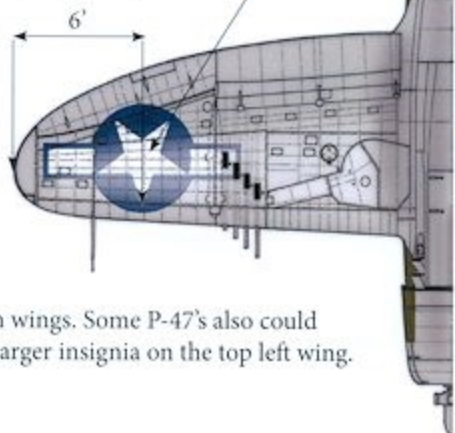
Engine data plate
typically found here.



50", 55" Standard placement

6'

Type 4 factory wing insignia: 40" left wing, topside; 40" right wing, underside. In the ETO, It became common to apply various combinations of 40, 50, 55" and even 60" insignia under both wings. Some P-47's also could be found to utilize the larger insignia on the top left wing.





12' 2" AeroProducts



12' 2" Curtiss Electric



12' 2" AO Smith Asymmetrical



13' CE Symmetrical for M-N blades



13' CE Symmetrical prop Alternate



13' CE Symmetrical prop



Hamilton Standard Hydromatic

Factory configuration P-47 blades were lo luster or flat black with 4 inch Insignia Yellow tips. Use black and yellow single stripes for the Aero Products 12' 2" blades. A.O. Smith 12' 2" Asymmetrical blades, use black and yellow double stripes. Check your references for variations.