

## de Havilland Tiger Moth Pt2 Civil Schemes



For the best results these decals should be applied to a gloss surface such as provided by either Xtracolor or Xtracrylix paints. Cut out the decal required and soak in warm water until the decal is released from the backing paper. Wet the area to be decaled with MICRO SET which will help to eliminate air trapped under the decal and position the decal.

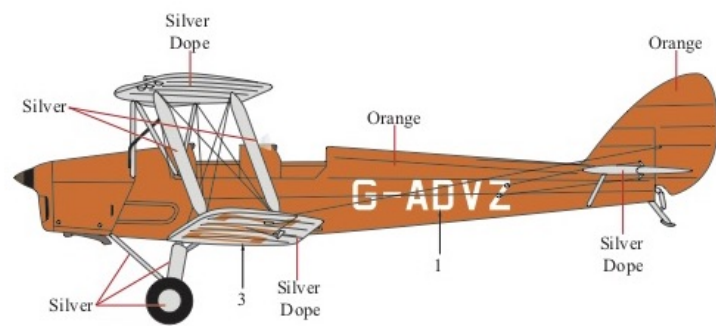
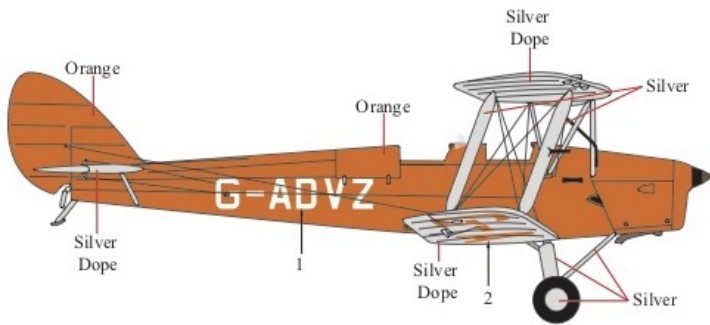
After 5 or 10 minutes wet the decal with MICRO SOL which will soften the decal and ensure that it settles down over any surface detail. Allow the decal to dry for at least 12 hours. During this time some wrinkling of the decal may occur, this is normal. Do not touch the decal at this time.

Carefully check for small air bubbles and if there are any prick with a needle and apply a drop of MICRO SOL. After all air bubbles have been eliminated and the decals are dry wash the entire model with water to remove any excess decal adhesive.

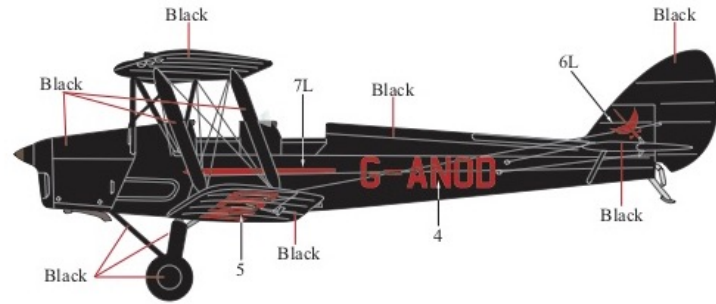
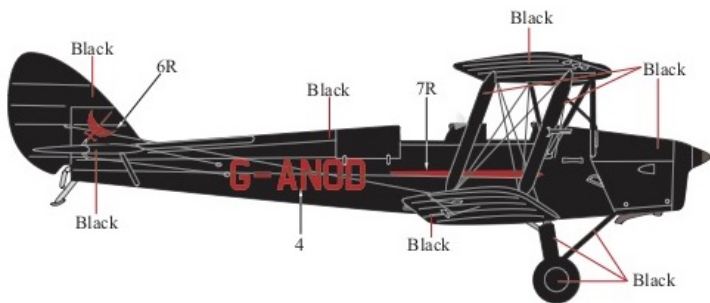
When completely dry the whole model should be sprayed with a coat of Xtracolor or Xtracrylix Flat, Satin or Gloss varnish depending on the finish required.

Store in a cool dry place, avoid sunlight, dampness or extremes of temperature and/or humidity.

de Havilland DH82A Tiger Moth  
'G-ADVZ' operated by  
Scottish Aviation/No.12 ERFTS,  
based at Prestwick, Scotland,  
1935.

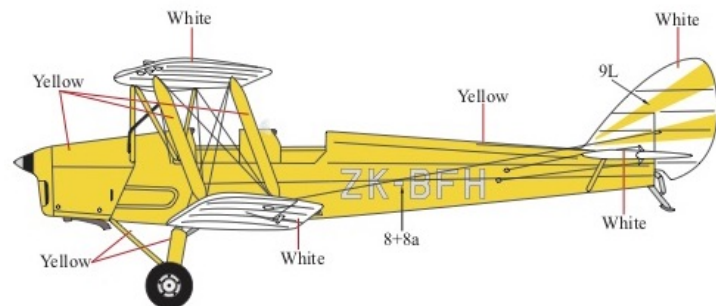
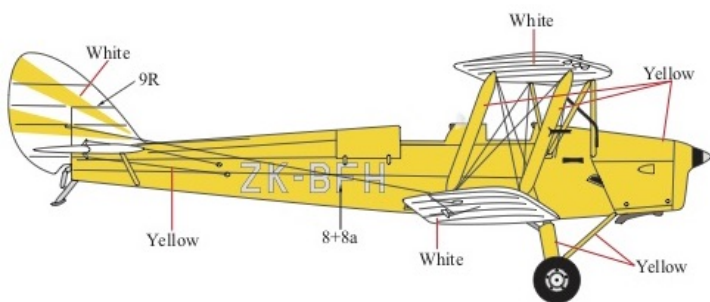


de Havilland DH82A Tiger Moth  
'G-ANOD' based at Ipswich Airport,  
UK, 24 July, 1954.

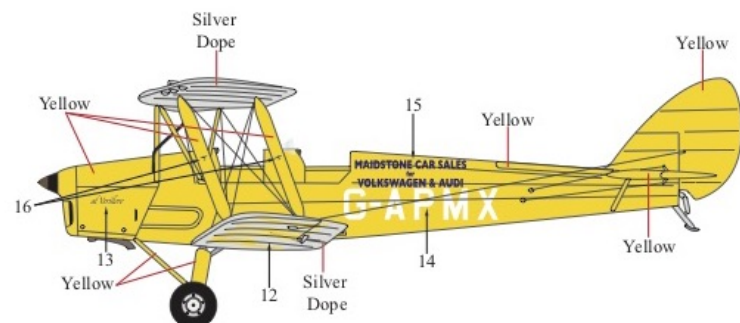
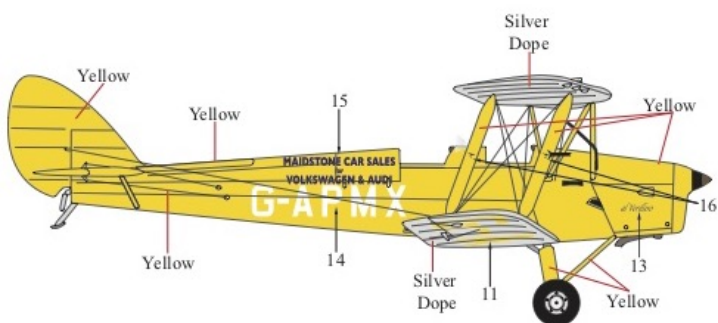


**Modellers Note:**  
G-ANOD had anti-spin strakes fitted.

de Havilland DH82A Tiger Moth  
'ZK-BFH' of Croydon Aircraft Works,  
Mandeville Airfield, South Island,  
New Zealand, 2006.

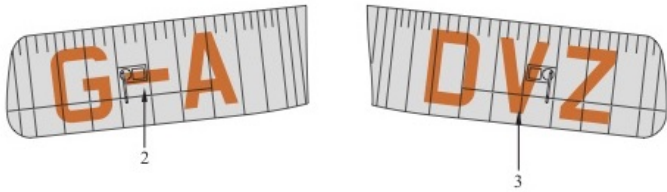


de Havilland DH82A Tiger Moth  
'G-APMX' owned by  
K. B. Palmer,  
seen at Popham, Hampshire, UK,  
10 August, 1980.




**Modellers Note:**  
G-APMX had anti-spin strakes fitted.

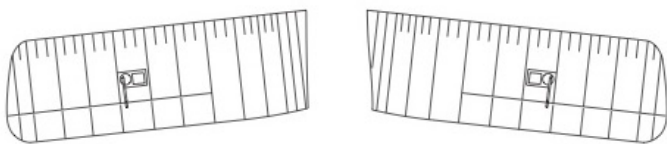
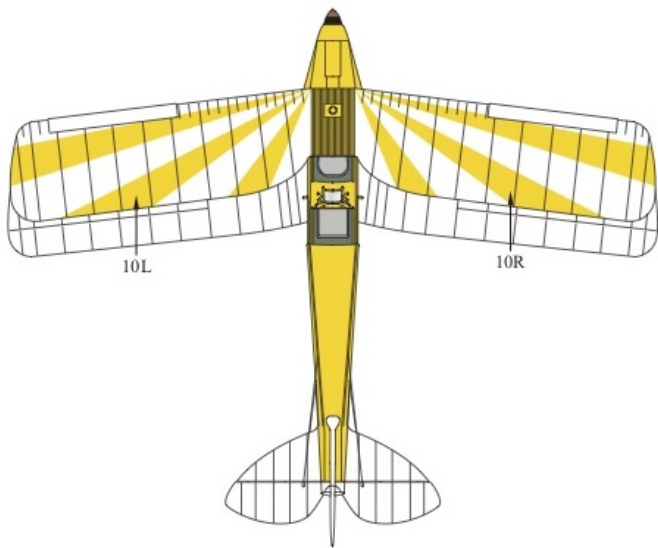
'G-ADVZ'



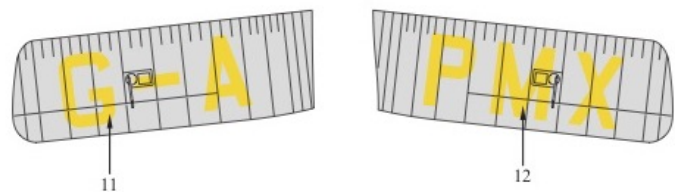
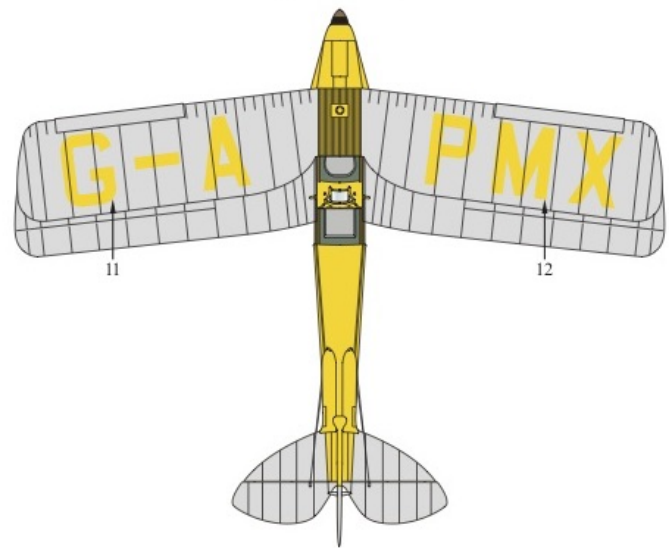
'G-ANOD'



'ZK-BFH'



'G-APMX'



Paints:

The colours used on these aircraft can be found in the Xtracolor (prefix number with X) and Xtracrylix (prefix number with XA1) range of paints.

- Xtracolor Paints  
 X011 RAF Trainer Yellow  
 X012 Night Black  
 X014 Red Arrows Red  
 X324 Orange  
 X141 White  
 X501 Silver

- Xtracrylix Paints  
 XA1011 RAF Trainer Yellow  
 XA1012 RAF Night Black  
 XA1014 Red Arrows Red  
 XA1041 White