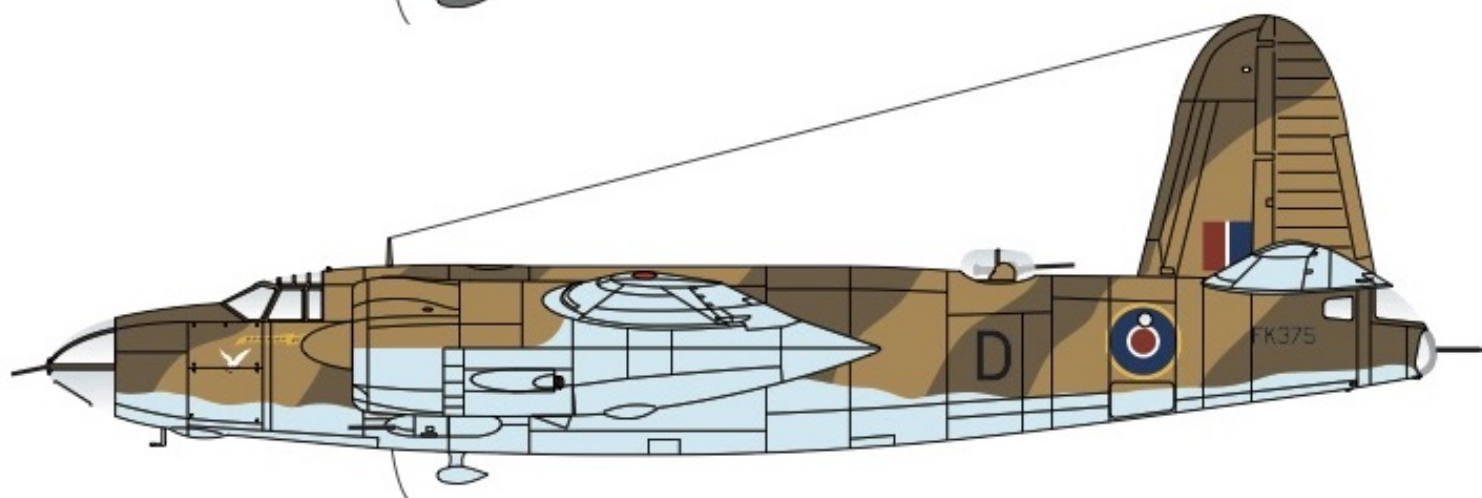
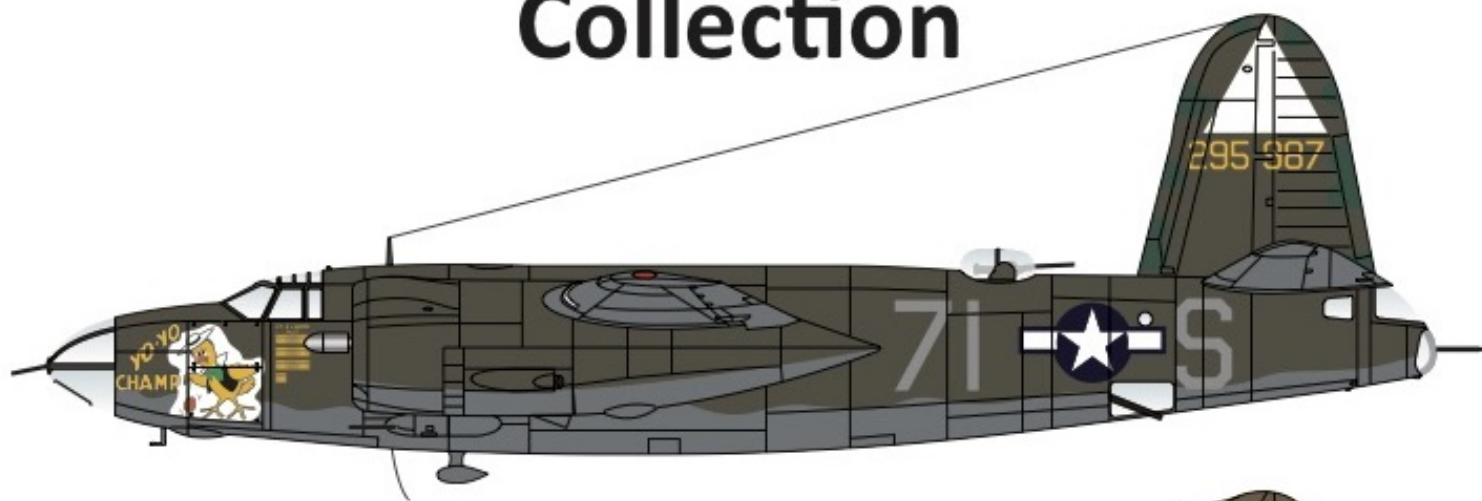


Martin B-26 Marauder Collection



For the best results these decals should be applied to a gloss surface such as provided by either Xtracolor or Xtracrylix paints. Cut out the decal required and soak in warm water until the decal is released from the backing paper. Wet the area to be decaled with MICRO SET which will help to eliminate air trapped under the decal and position the decal.

After 5 or 10 minutes wet the decal with MICRO SOL which will soften the decal and ensure that it settles down over any surface detail. Allow the decal to dry for at least 12 hours. During this time some wrinkling of the decal may occur, this is normal. Do not touch the decal at this time.

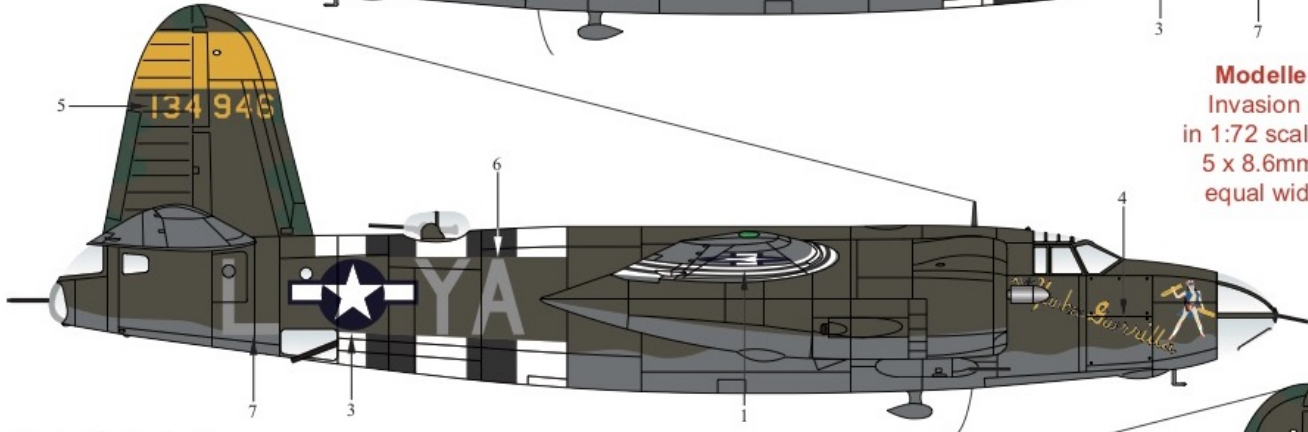
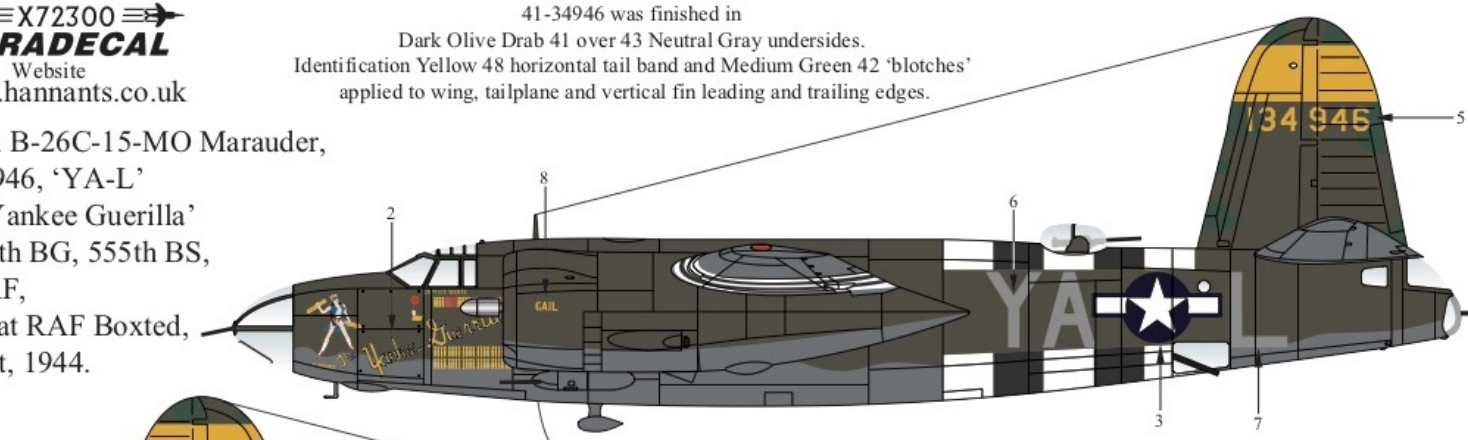
Carefully check for small air bubbles and if there are any prick with a needle and apply a drop of MICRO SOL. After all air bubbles have been eliminated and the decals are dry wash the entire model with water to remove any excess decal adhesive.

When completely dry the whole model should be sprayed with a coat of Xtracolor or Xtracrylix Flat, Satin or Gloss varnish depending on the finish required.

Store in a cool dry place, avoid sunlight, dampness or extremes of temperature and/or humidity.

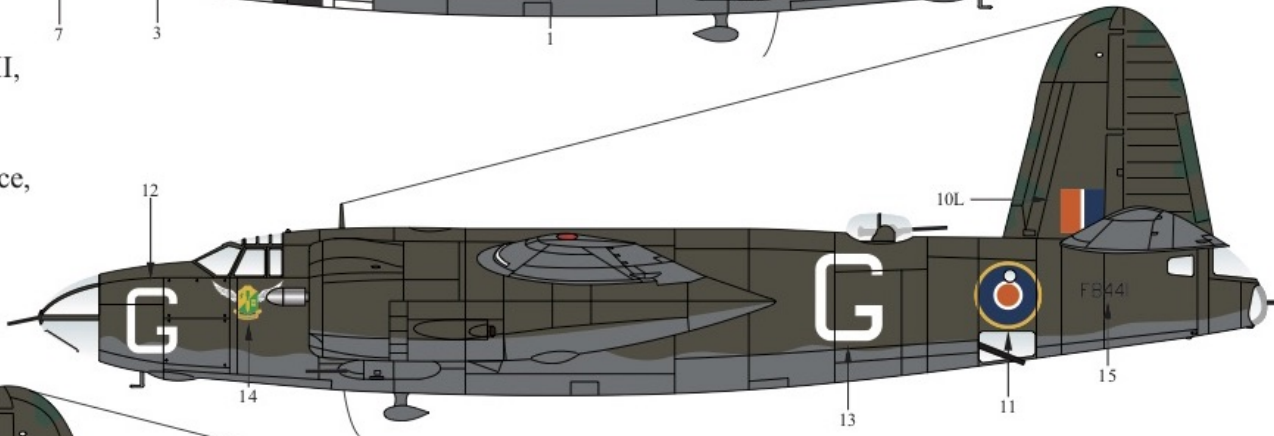
41-34946 was finished in
 Dark Olive Drab 41 over 43 Neutral Gray undersides.
 Identification Yellow 48 horizontal tail band and Medium Green 42 'blotches'
 applied to wing, tailplane and vertical fin leading and trailing edges.

Martin B-26C-15-MO Marauder,
 41-34946, 'YA-L'
 'The Yankee Guerilla'
 of 386th BG, 555th BS,
 USAAF,
 based at RAF Boxted,
 August, 1944.

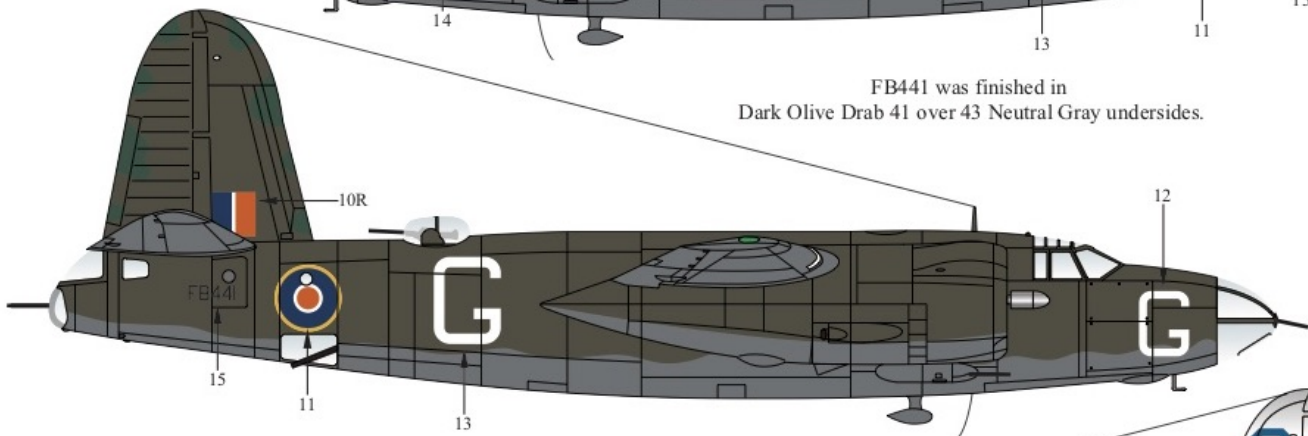


Modellers Note:
 Invasion markings
 in 1:72 scale equate to
 5 x 8.6mm (0.34 in)
 equal width bands.

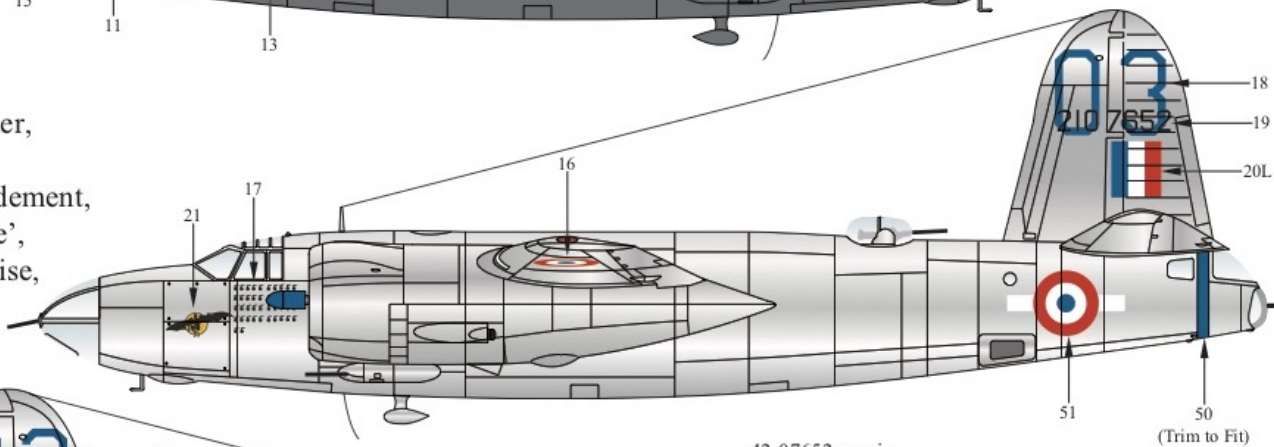
Martin Marauder Mk.II,
 FB441, 'G'
 of 21 Squadron,
 South African Air Force,
 based at Lesi,
 Italy, 1944.



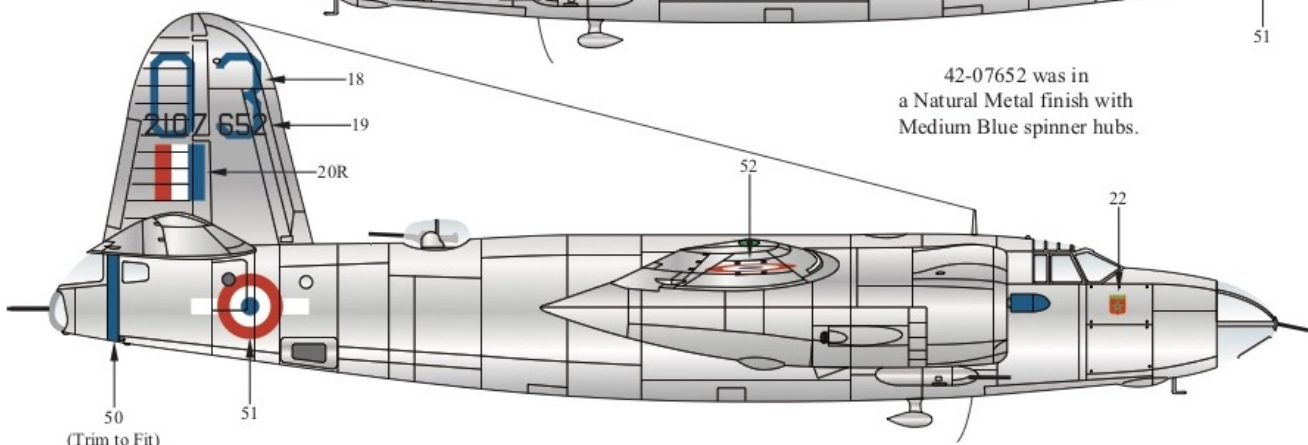
FB441 was finished in
 Dark Olive Drab 41 over 43 Neutral Gray undersides.



Martin B-26C Marauder,
 42-107652, '03'
 of Groupe de Bombardement,
 Moyen I/19 'Gascogne',
 Armée de l'Air Française,
 based in Sardinia,
 1944.



42-07652 was in
 a Natural Metal finish with
 Medium Blue spinner hubs.

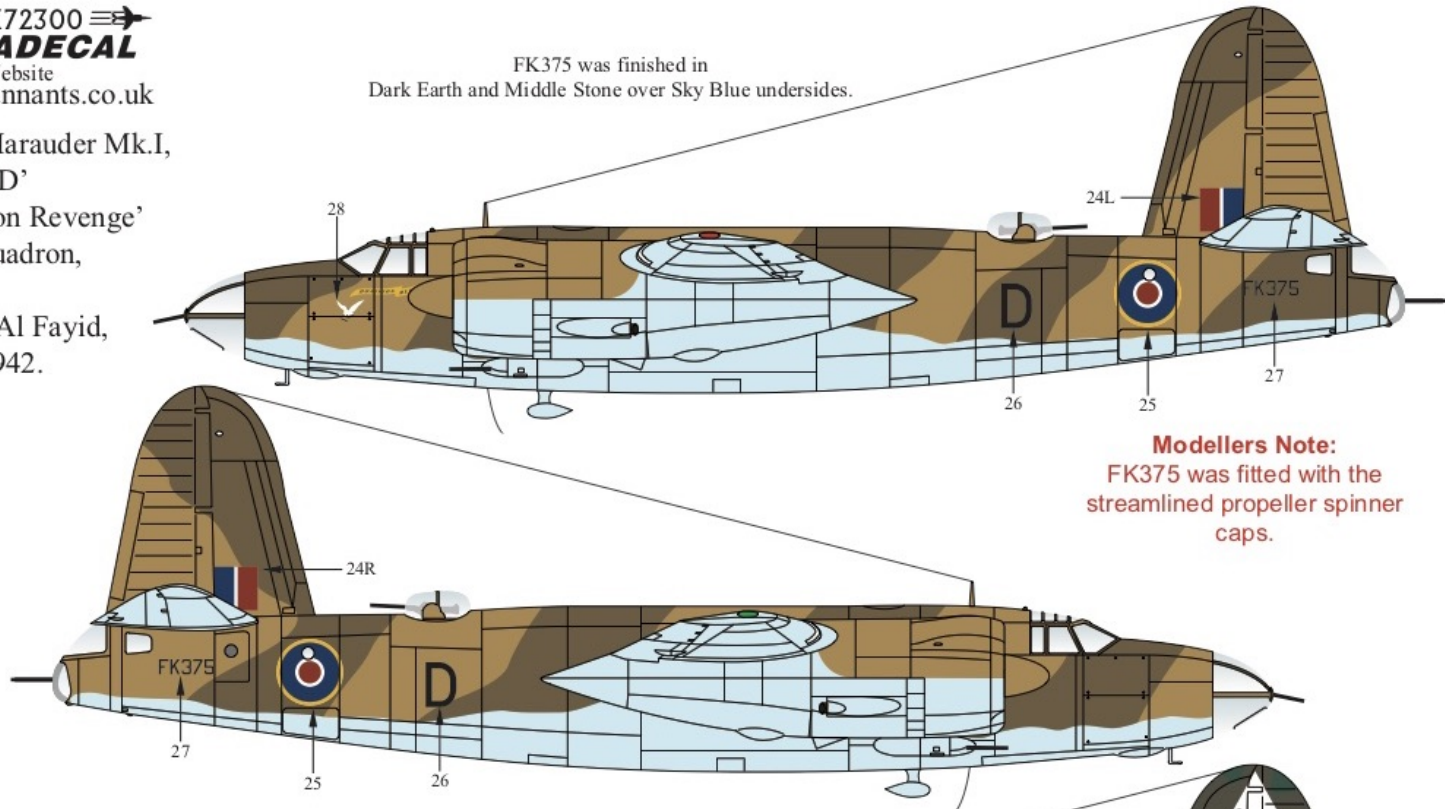


(Trim to Fit)

(Trim to Fit)

Martin Marauder Mk.I,
 FK375, 'D'
 'Dominion Revenge'
 of 14 Squadron,
 RAF,
 based at Al Fayid,
 Egypt, 1942.

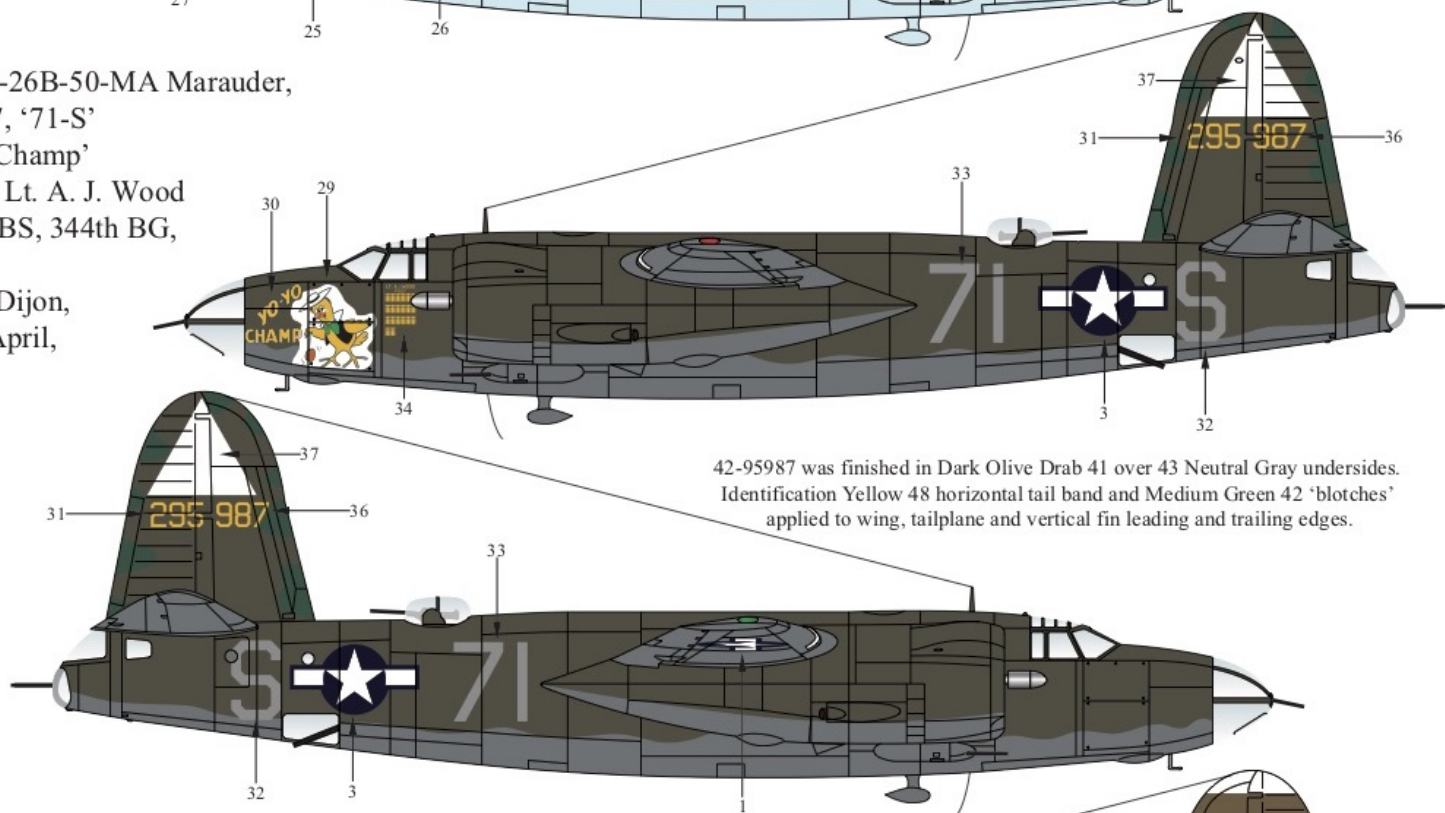
FK375 was finished in
 Dark Earth and Middle Stone over Sky Blue undersides.



Modellers Note:
 FK375 was fitted with the
 streamlined propeller spinner
 caps.

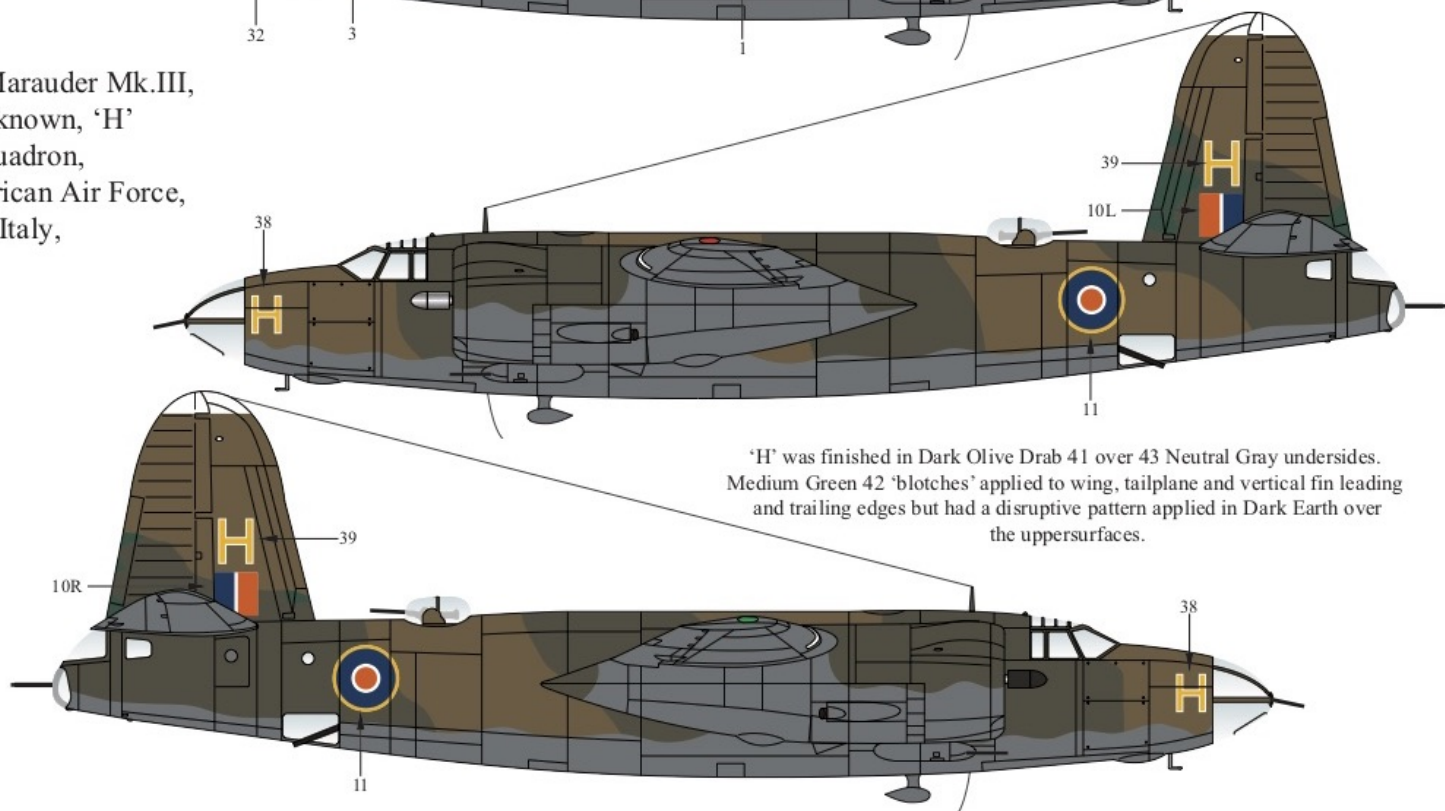
Martin B-26B-50-MA Marauder,
 42-95987, '71-S'
 'Yo-Yo Champ'
 flown by Lt. A. J. Wood
 of 497th BS, 344th BG,
 USAAF,
 based at Dijon,
 France, April,
 1945.

42-95987 was finished in Dark Olive Drab 41 over 43 Neutral Gray undersides.
 Identification Yellow 48 horizontal tail band and Medium Green 42 'blotches'
 applied to wing, tailplane and vertical fin leading and trailing edges.



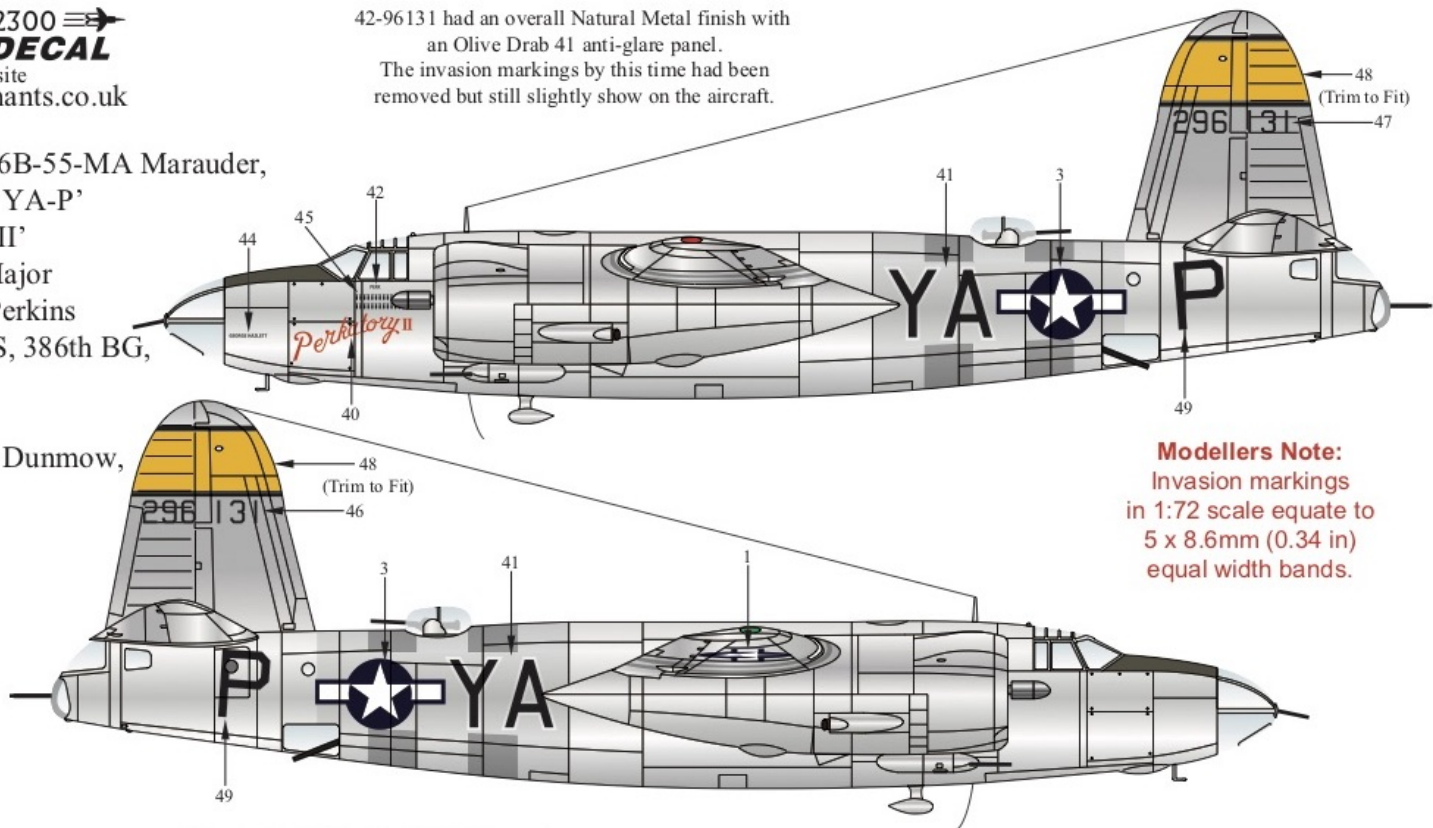
Martin Marauder Mk.III,
 serial unknown, 'H'
 of 30 Squadron,
 South african Air Force,
 based in Italy,
 1944.

'H' was finished in Dark Olive Drab 41 over 43 Neutral Gray undersides.
 Medium Green 42 'blotches' applied to wing, tailplane and vertical fin
 leading and trailing edges but had a disruptive pattern applied in Dark Earth over
 the upper surfaces.



42-96131 had an overall Natural Metal finish with an Olive Drab 41 anti-glare panel. The invasion markings by this time had been removed but still slightly show on the aircraft.

Martin B-26B-55-MA Marauder,
 42-96131, 'YA-P'
 'Perkatory II'
 flown by Major
 Robert L. Perkins
 of 555th BS, 386th BG,
 USAAF,
 based at
 RAF Great Dunmow,
 1944.



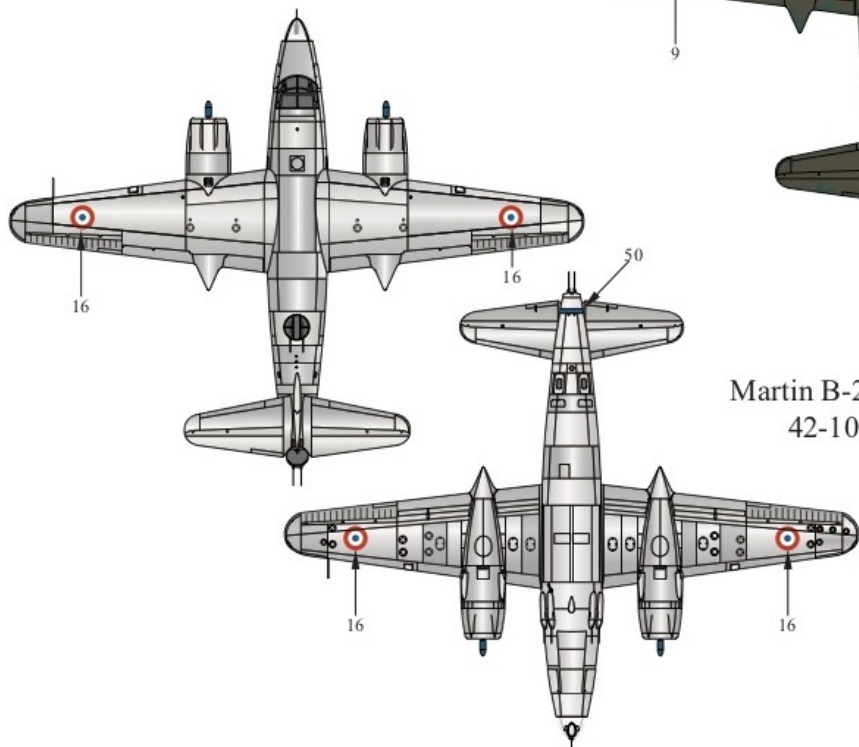

Modellers Note:
 Invasion markings
 in 1:72 scale equate to
 5 x 8.6mm (0.34 in)
 equal width bands.

Martin B-26C-15-MO Marauder,
 41-34946, 'YA-L'
 'The Yankee Guerilla'




Modellers Note:
 Invasion markings
 in 1:72 scale equate to
 5 x 8.6mm (0.34 in)
 equal width bands.

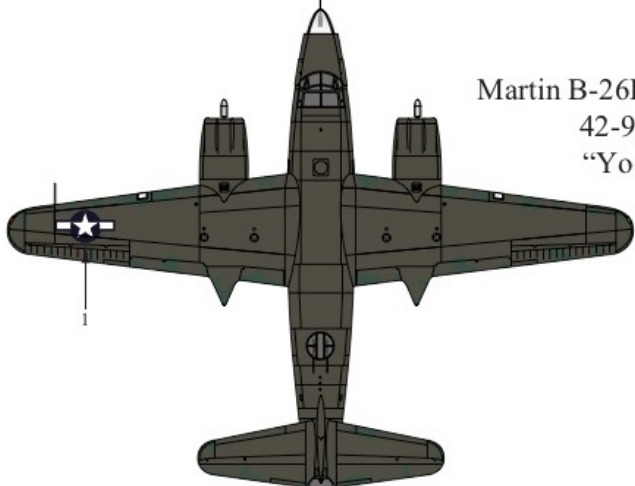
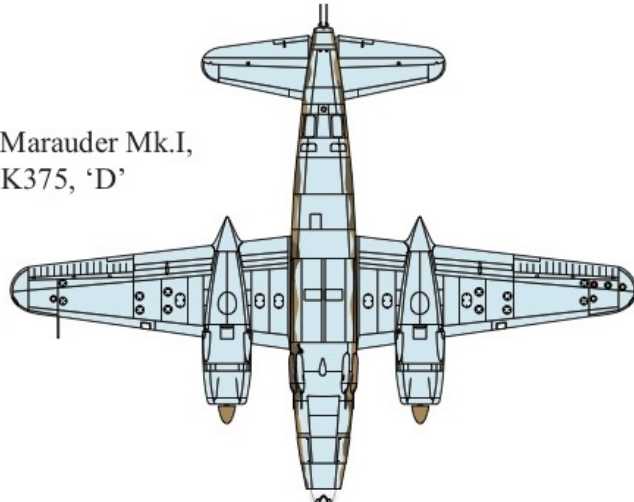
Martin Marauder Mk.II,
 FB441, 'G'




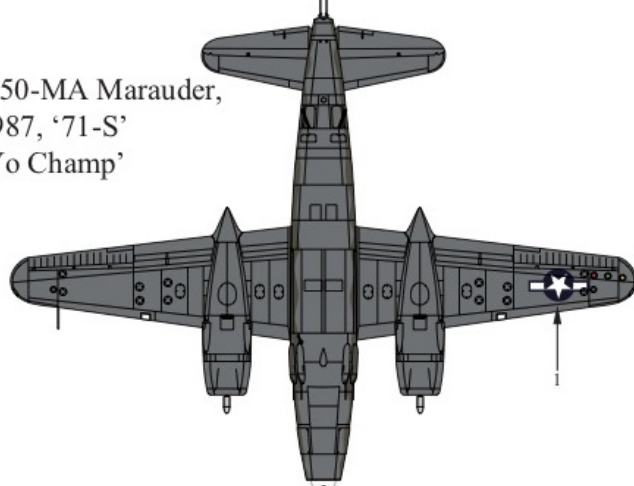
Martin B-26C Marauder,
 42-107652, '03'



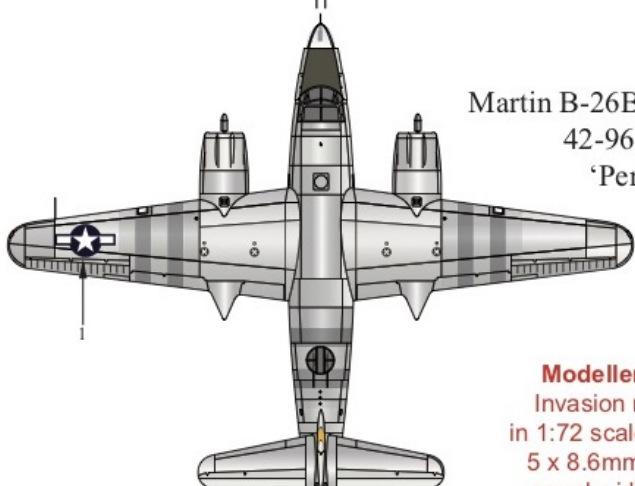
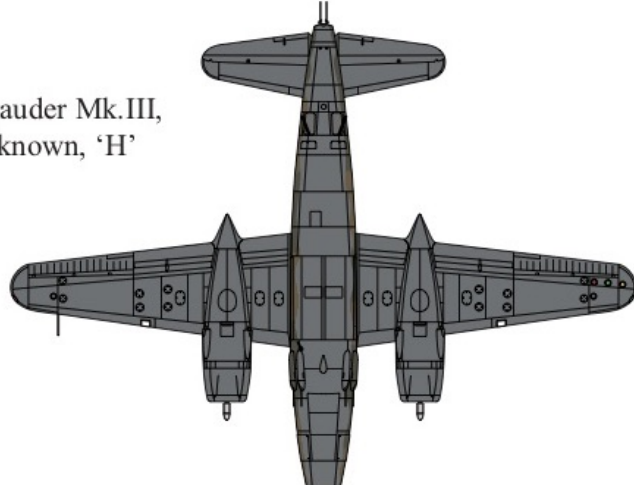
Martin Marauder Mk.I,
 FK375, 'D'




Martin B-26B-50-MA Marauder,
 42-95987, '71-S'
 "Yo-Yo Champ"



Martin Marauder Mk.III,
 serial unknown, 'H'



Martin B-26B-55-MA Marauder,
 42-96131, 'YA-P'
 'Perkatory II'



Modellers Note:
 Invasion markings
 in 1:72 scale equate to
 5 x 8.6mm (0.34 in)
 equal width bands.

- Xtracolor Paints**
 X002 Dark Earth
 X009 Middle Stone
 X012 Night
 X106 Identification Yellow
 X112 Olive Drab
 X114 Medium Green
 X133 Neutral Gray
 X141 White

Paints:

The colours used on these aircraft can be found in the Xtracolor (prefix number with X) and Xtracrylix (prefix number with XA1) range of paints.

- Xtracrylix Paints**
 XA1002 Dark Earth
 XA1009 Middle Stone
 XA1012 Night
 XA1106 Identification Yellow
 XA1112 Olive Drab
 XA1114 Medium Green
 XA1133 Neutral Gray
 XA1141 White