

Westland Sea King Collection Pt5



For the best results these decals should be applied to a gloss surface such as provided by either Xtracolor or Xtracrylix paints. Cut out the decal required and soak in warm water until the decal is released from the backing paper. Wet the area to be decaled with MICRO SET which will help to eliminate air trapped under the decal and position the decal.

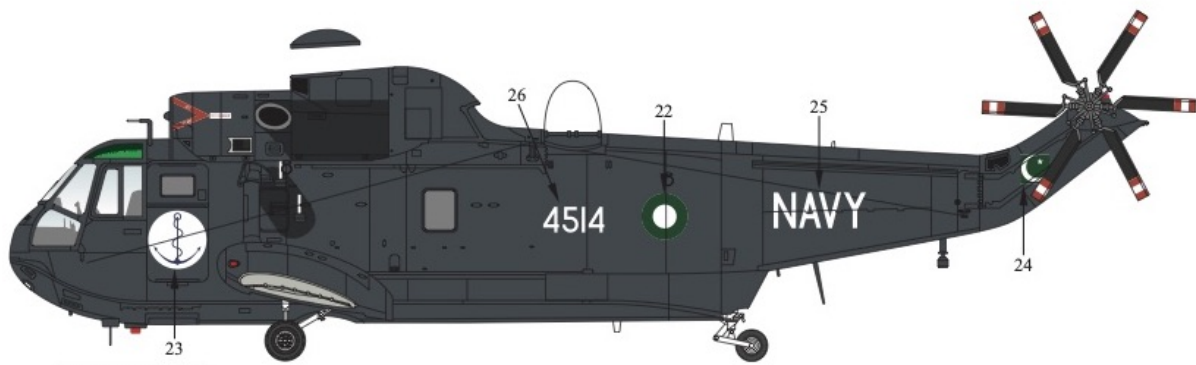
After 5 or 10 minutes wet the decal with MICRO SOL which will soften the decal and ensure that it settles down over any surface detail. Allow the decal to dry for at least 12 hours. During this time some wrinkling of the decal may occur, this is normal. Do not touch the decal at this time.

Carefully check for small air bubbles and if there are any prick with a needle and apply a drop of MICRO SOL. After all air bubbles have been eliminated and the decals are dry wash the entire model with water to remove any excess decal adhesive.

When completely dry the whole model should be sprayed with a coat of Xtracolor or Xtracrylix Flat, Satin or Gloss varnish depending on the finish required.


Store in a cool dry place, avoid sunlight, dampness or extremes of temperature and/or humidity.

Westland Sea King Mk.45
 '4514'
 Pakistan Navy,
 1976.

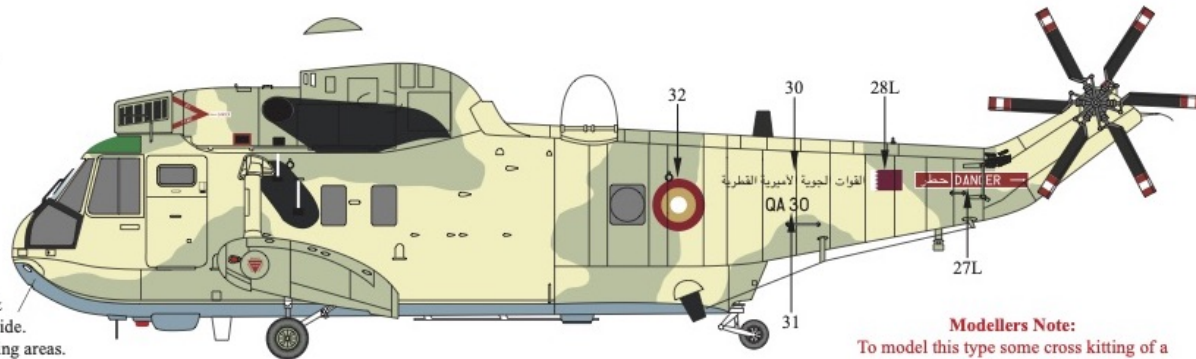


4514 was finished in overall Gloss BS381C:633 RAF Blue Grey with Matt BS381C:642 Black exhaust areas. Gloss White radome cap.

Modellers Note:
 Six bladed tail rotor fitted.

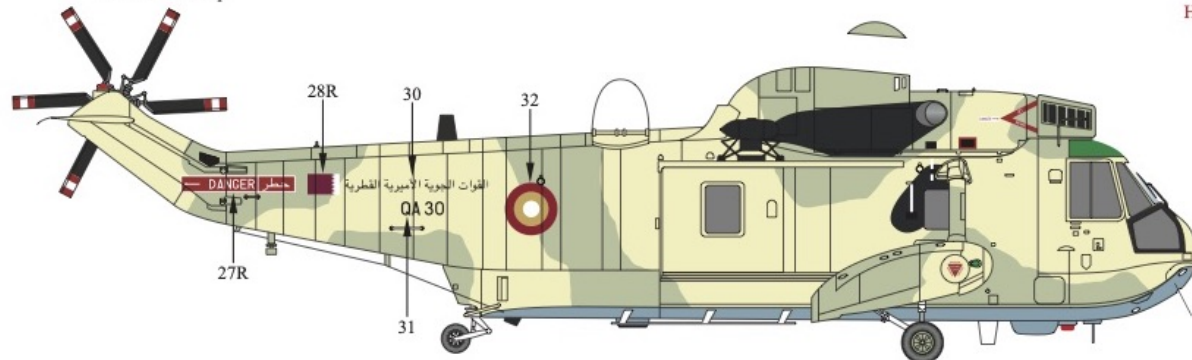


Westland Commando Mk.3
 'QA30'
 of No.8 Anti-Surface Vessel Squadron,
 Qatari Emiri Air Force,
 2011.

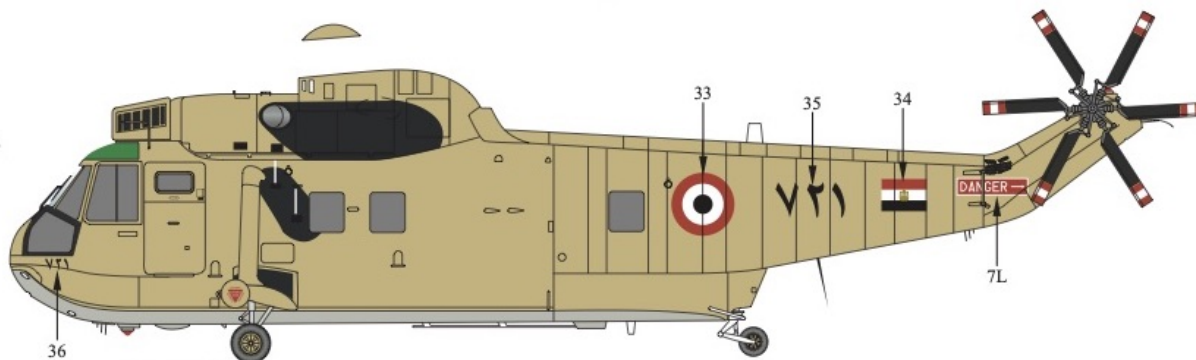


RS01 was finished in a Matt two colour scheme of BS381C:210 Sky & BS381C:365 Vellum with a Sky Blue underside. Matt BS381C:642 Black exhaust and cockpit glazing areas. White radome cap.

Modellers Note:
 To model this type some cross kitting of a Commando airframe with parts from a HAS.1 or HAR.3. Six bladed tail rotor fitted.



Westland Commando Mk.2
 '721' of
 Republic of Egypt Air Force,
 1980.




721 was finished in overall Satin BS381C:361 Light Stone over Satin BS381C:627 Light Aircraft Grey undersides. Matt BS381C:642 Black exhaust cockpit glazing surrounds & step areas.

Modellers Note:
 No rear fuselage window blister was fitted to this airframe bu a six bladed tail rotor was fitted.



Westland Sea King Mk.50
 N16-125, '10'
 of 817 Naval Air Squadron,
 Royal Australian Navy,
 1977.

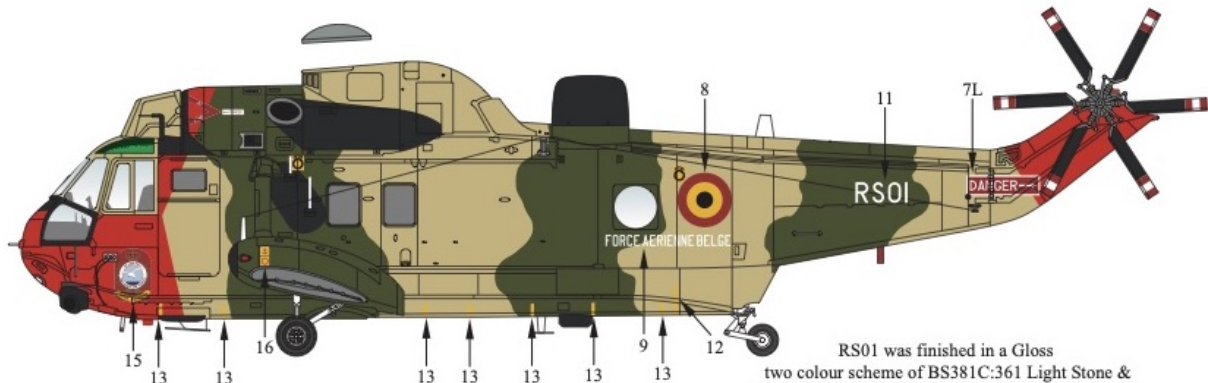


N16-125 was finished in overall Gloss FS16440 Light Gull Grey with the uppersurfaces being Gloss White. Matt BS381C:642 Black exhaust and cockpit glazing areas.

Modellers Note:
 Six bladed tail rotor fitted.



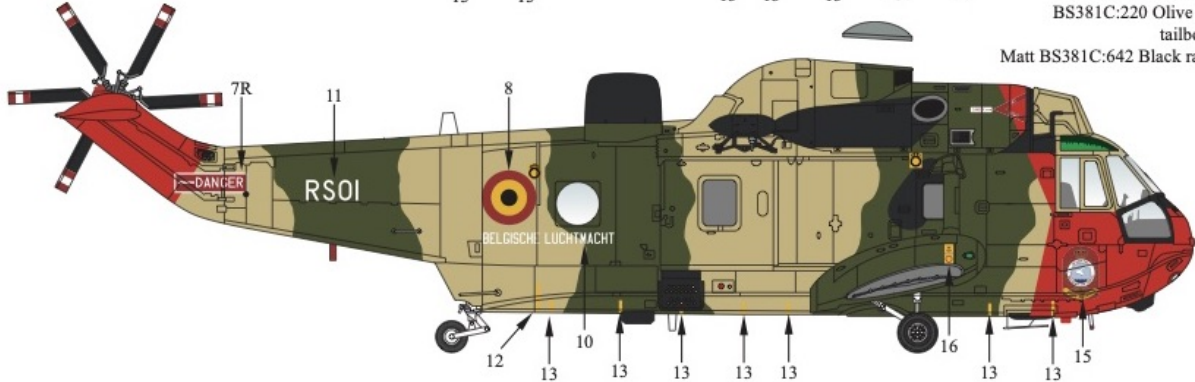
Westland Sea King Mk.48
 'RS01'
 of 40 Squadron,
 Belgian Air Force,
 2007.



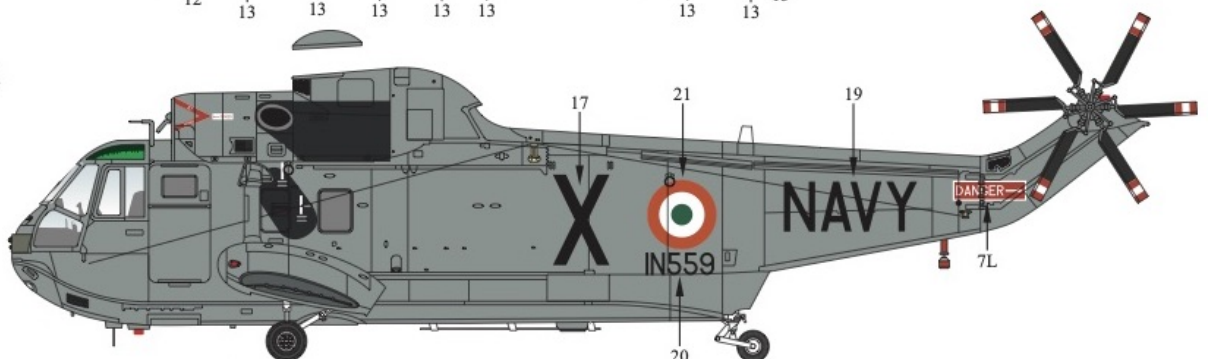
RS01 was finished in a Gloss two colour scheme of BS381C:361 Light Stone & BS381C:220 Olive Green with 'Dockerblaze Orange' tailboom and nose areas.

Matt BS381C:642 Black radome, exhaust and cockpit glazing areas.

Modellers Note:
 Six bladed tail rotor fitted.



Westland Sea King Mk.42C
 'IN559'
 of 40 Squadron,
 Indian Navy,
 2007.

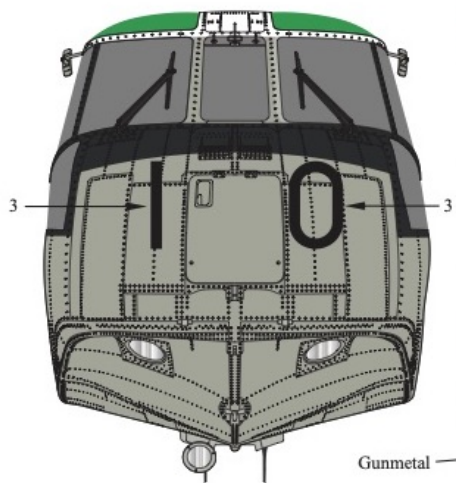


IN559 was finished in overall Satin BS381C:637 Medium Sea Grey. Matt BS381C:642 Black exhaust & step areas.

Modellers Note:
 The sponsons were shortened on the Mk.42 type.
 Six bladed tail rotor fitted.



Westland Sea King Mk.50
 N16-125, '10'.



Westland Sea King Mk.48
 'RS01'.

Uppersurfaces of Main Rotor Blades

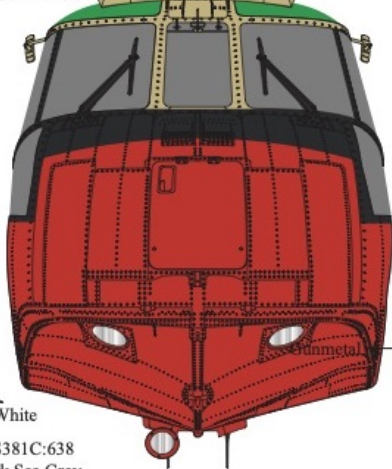
BS381C:356
 Golden Yellow

RS01

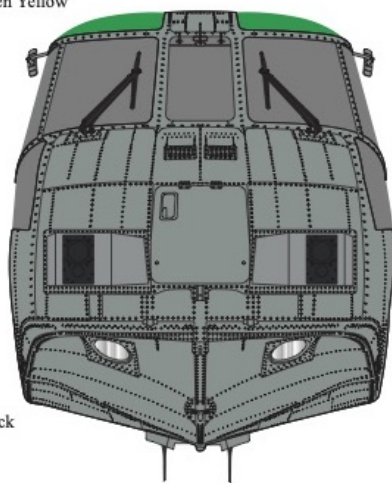
Lowersurfaces of Main Rotor Blades

BS381C:356
 Golden Yellow

14



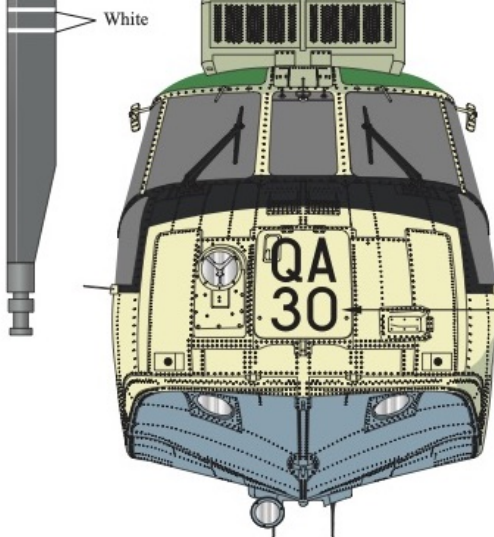
Westland Sea King Mk.42C
 'IN559'.



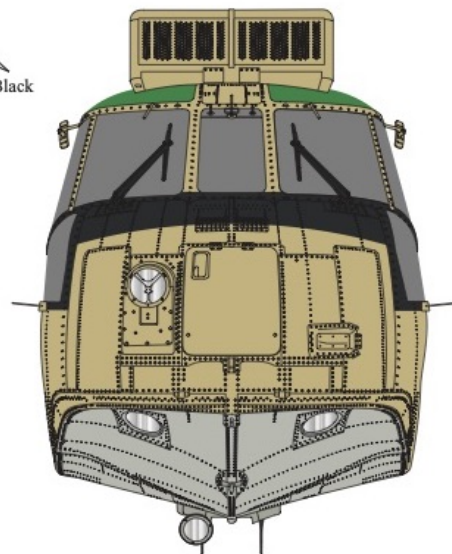
Westland Sea King Mk.45
 4514.



Westland Commando Mk.3
 'QA30'.

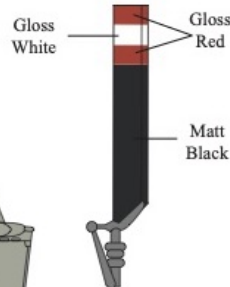
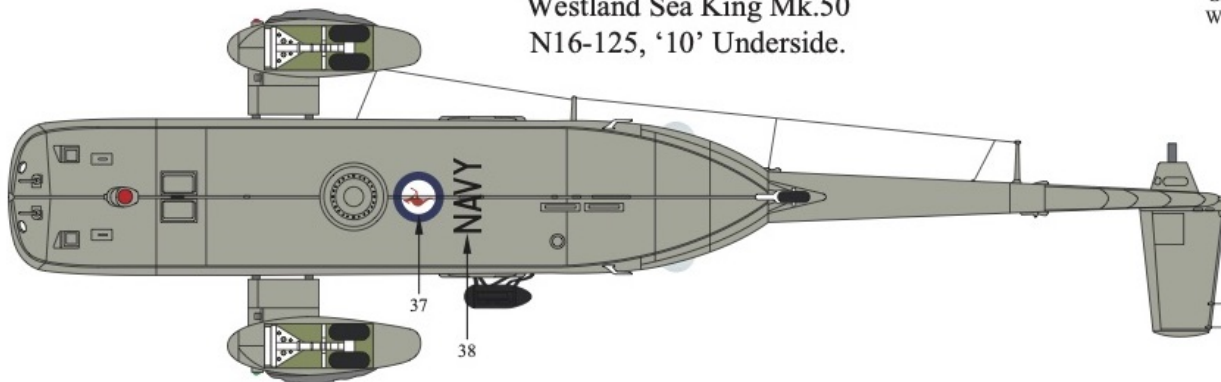


Westland Commando Mk.2
 '721'.



Tail Rotor Blades

Westland Sea King Mk.50
 N16-125, '10' Underside.



Xtracolor Paints

- X003 Medium Sea Grey
- X007 Sky
- X012 Night Black
- X013 RAF Blue Grey
- X015 Light Aircraft Grey
- X027 Olive Drab
- X029 Light Stone
- X137 Light Gull Grey
- X141 White

Paints:

The colours used on these aircraft can be found in the Xtracolor (prefix number with X) and Xtracrylix (prefix number with XA1) range of paints.

Xtracolor Paints

- XA1003 Medium Sea Grey
- XA1007 Sky
- XA1012 Night Black
- XA1013 RAF Blue Grey
- XA1015 Light Aircraft Grey
- XA1027 Olive Drab
- XA1029 Light Stone
- XA1137 Light Gull Grey
- XA1141 White