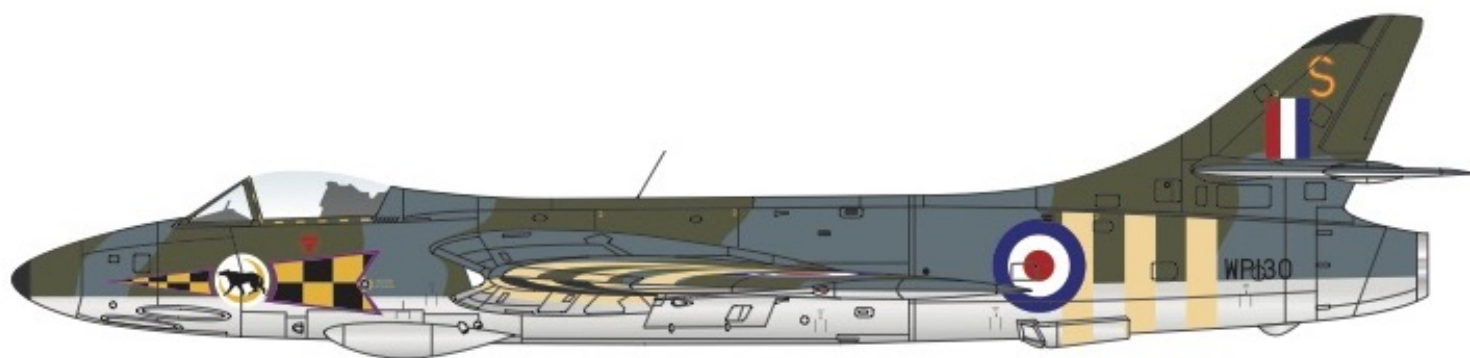


Suez Crisis 1956 Pt1



For the best results these decals should be applied to a gloss surface such as provided by either Xtracolor or Xtracrylix paints. Cut out the decal required and soak in warm water until the decal is released from the backing paper. Wet the area to be decaled with MICRO SET which will help to eliminate air trapped under the decal and position the decal.

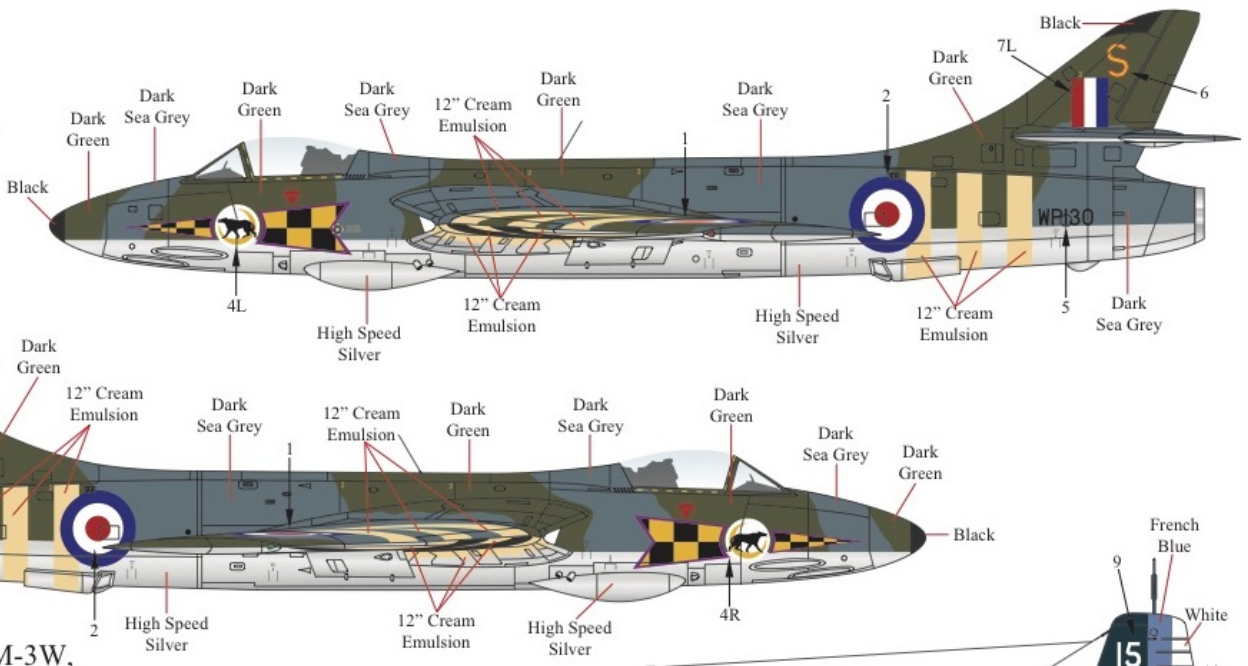
After 5 or 10 minutes wet the decal with MICRO SOL which will soften the decal and ensure that it settles down over any surface detail. Allow the decal to dry for at least 12 hours. During this time some wrinkling of the decal may occur, this is normal. Do not touch the decal at this time.

Carefully check for small air bubbles and if there are any prick with a needle and apply a drop of MICRO SOL. After all air bubbles have been eliminated and the decals are dry wash the entire model with water to remove any excess decal adhesive.

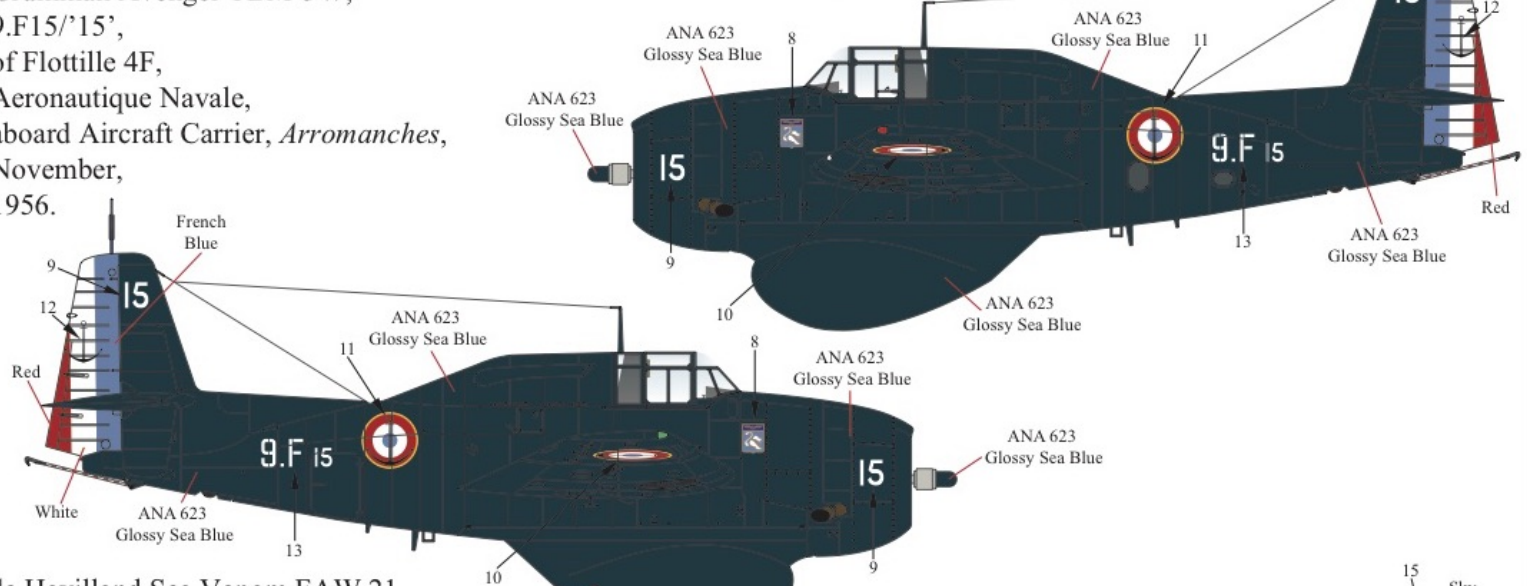
When completely dry the whole model should be sprayed with a coat of Xtracolor or Xtracrylix Flat, Satin or Gloss varnish depending on the finish required.

Store in a cool dry place, avoid sunlight, dampness or extremes of temperature and/or humidity.

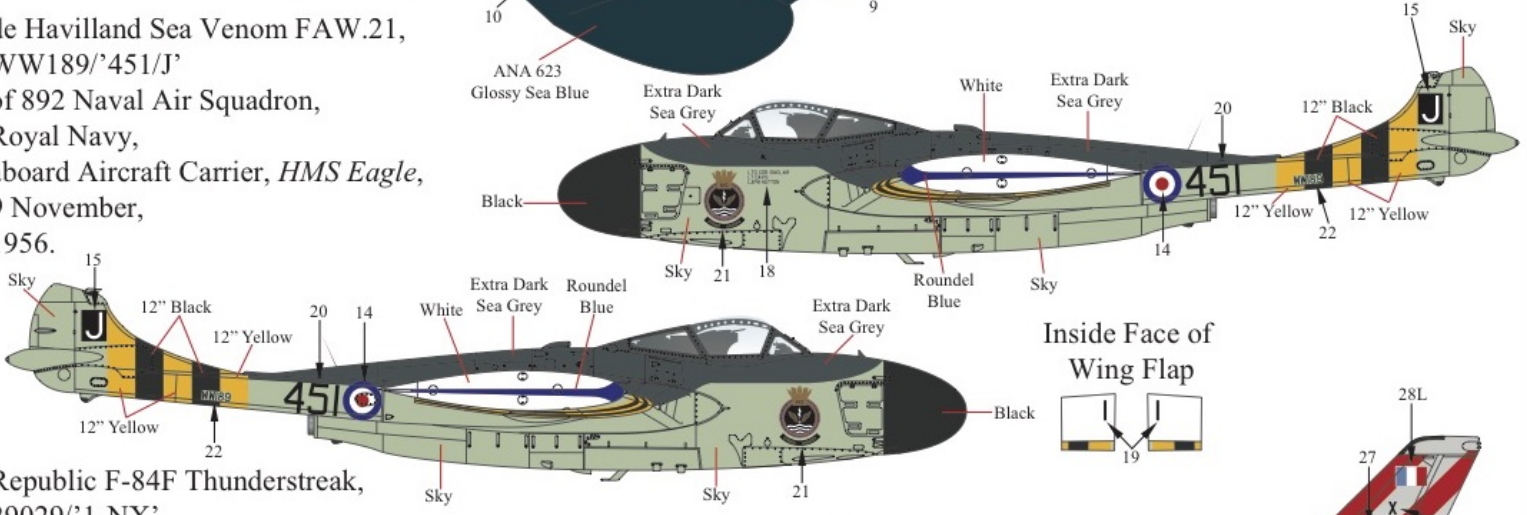
www.hannants.co.uk
 Hawker Hunter F.Mk.5,
 WP130/'S'
 of 34 Squadron,
 Royal Air Force,
 based at RAF Nicosia,
 Cyprus, November,
 1956.



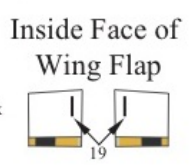

Grumman Avenger TBM-3W,
 9.F15/'15',
 of Flottille 4F,
 Aeronautique Navale,
 aboard Aircraft Carrier, *Arromanches*,
 November,
 1956.




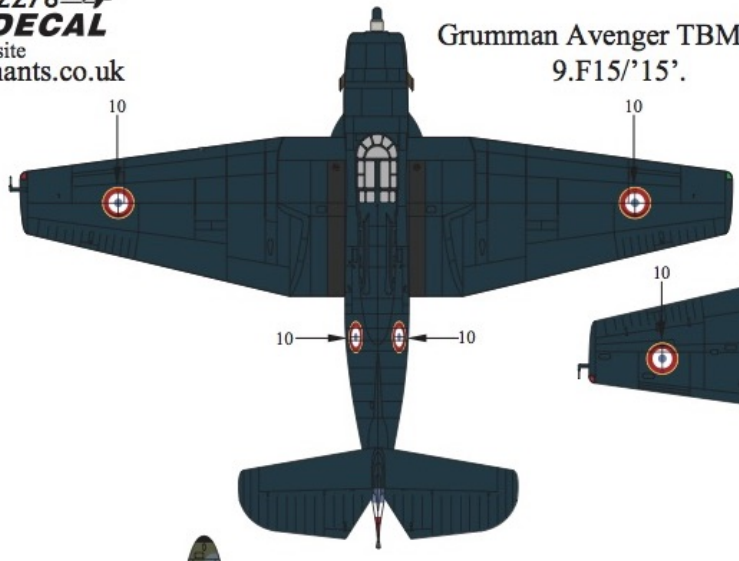
de Havilland Sea Venom FAW.21,
 WW189/'451/J'
 of 892 Naval Air Squadron,
 Royal Navy,
 aboard Aircraft Carrier, *HMS Eagle*,
 9 November,
 1956.



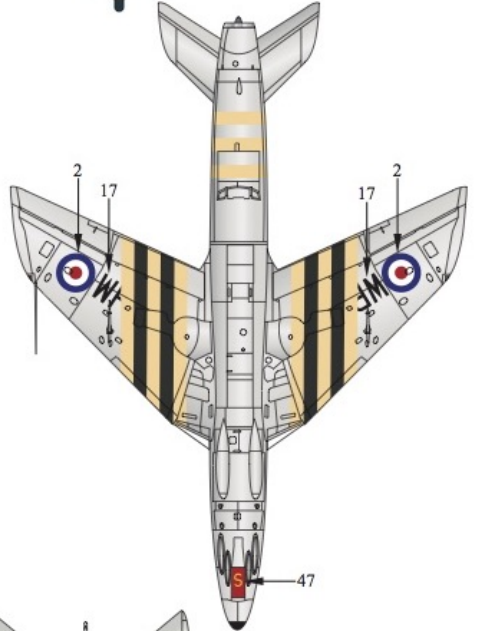
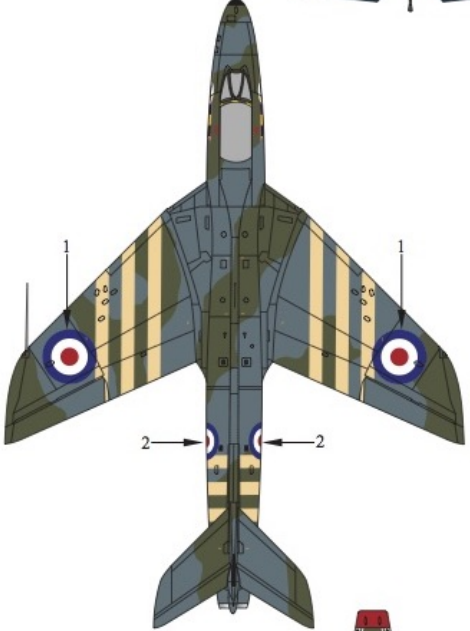
Republic F-84F Thunderstreak,
 29029/'1-NX'
 of EC 1/1 Corse,
 but used by Israeli Defence Force
 in secret under the temporary,
 moniker of 200 Sqn,
 1956.



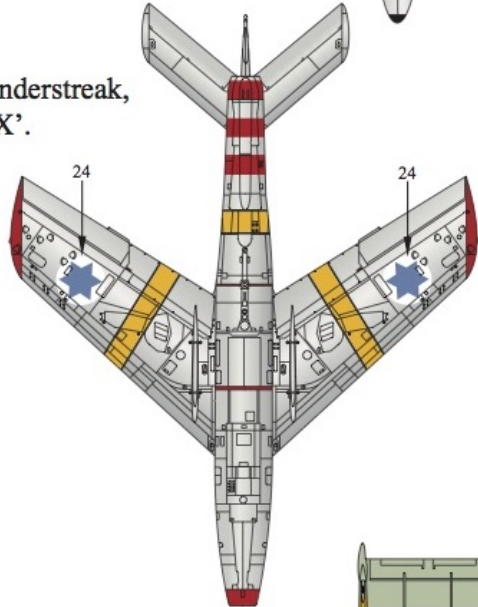
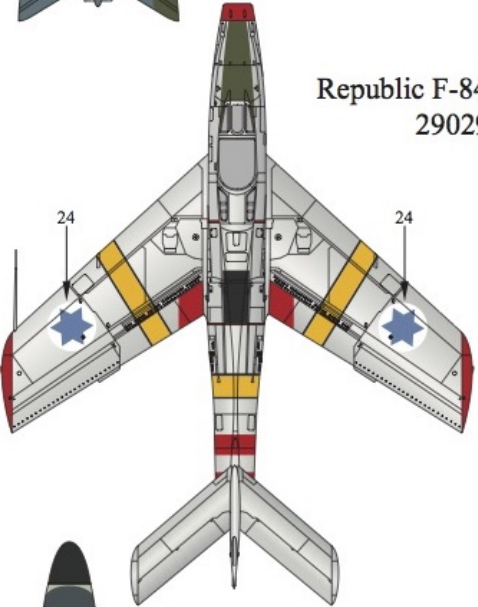
Grumman Avenger TBM-3W,
 9.F15/'15'.



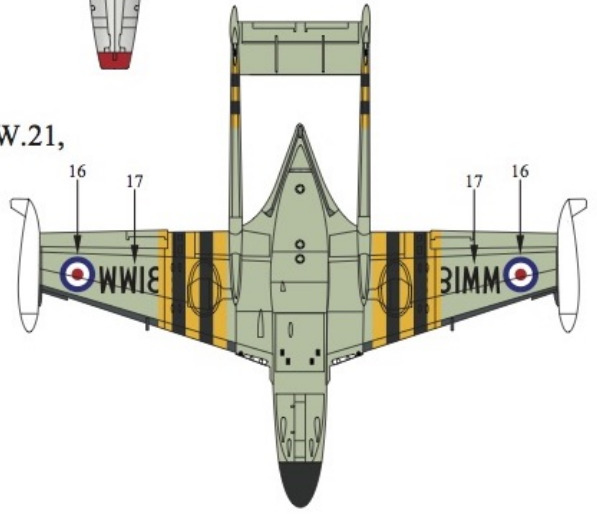

Hawker Hunter F.Mk.5,
 WP130/'S'.




Republic F-84F Thunderstreak,
 29029/'1-NX'.


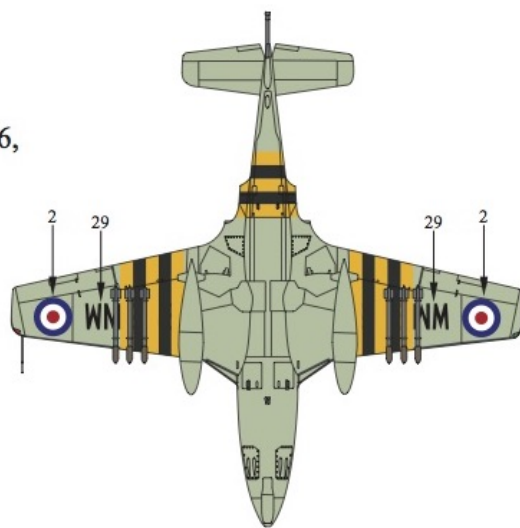


de Havilland Sea Venom FAW.21,
 WW189/'451/J'.

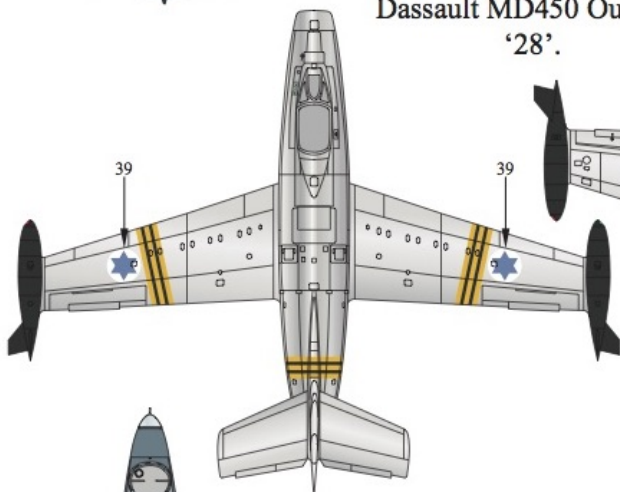
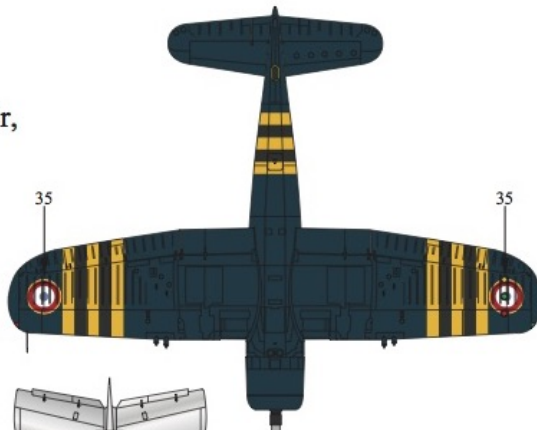




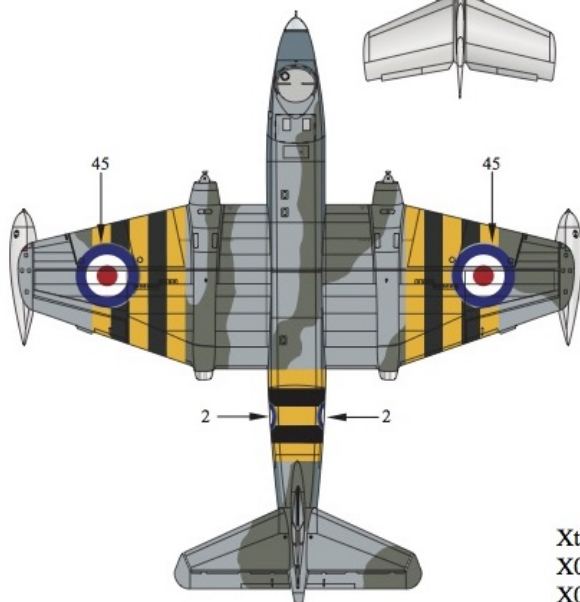
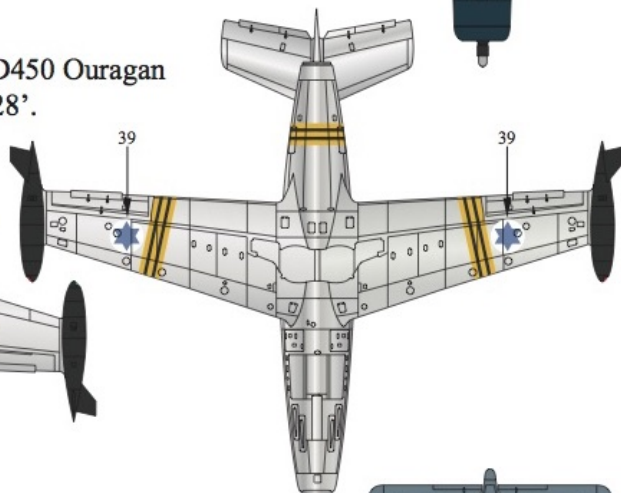
Hawker Seahawk FGA.6,
 WM933'B/463'.



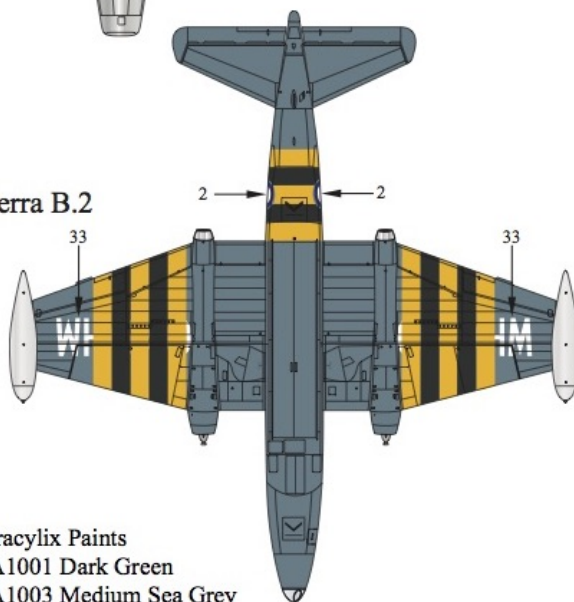
Vought F4U-7 Corsair,
 12.F.12/'15'.



Dassault MD450 Ouragan
 '28'.



English Electric Canberra B.2
 WH667.



- Xtracolor Paints
 X001 Dark Green
 X003 Medium Sea Grey
 X004 Dark Sea Grey
 X005 Extra Dark Sea Grey
 X007 Sky
 X008 PRU Blue
 X011 Trainer Yellow
 X121 Dark Sea Blue
 X404 Matt Black
 X501 Silver
 X504 Exhaust

- Xtracrylix Paints
 XA1001 Dark Green
 XA1003 Medium Sea Grey
 XA1004 Dark Sea Grey
 XA1005 Extra Dark Sea Grey
 XA1007 Sky
 XA1008 PRU Blue
 XA1011 Trainer Yellow
 XA1121 Dark Sea Blue

Paints:

The colours used on these aircraft can be found in the Xtracolor (prefix number with X) and Xtracrylix (prefix number with XA1) range of paints.