

# AeroMaster<sup>™</sup> PRODUCTS

## The 55 F.G at War Pt. I



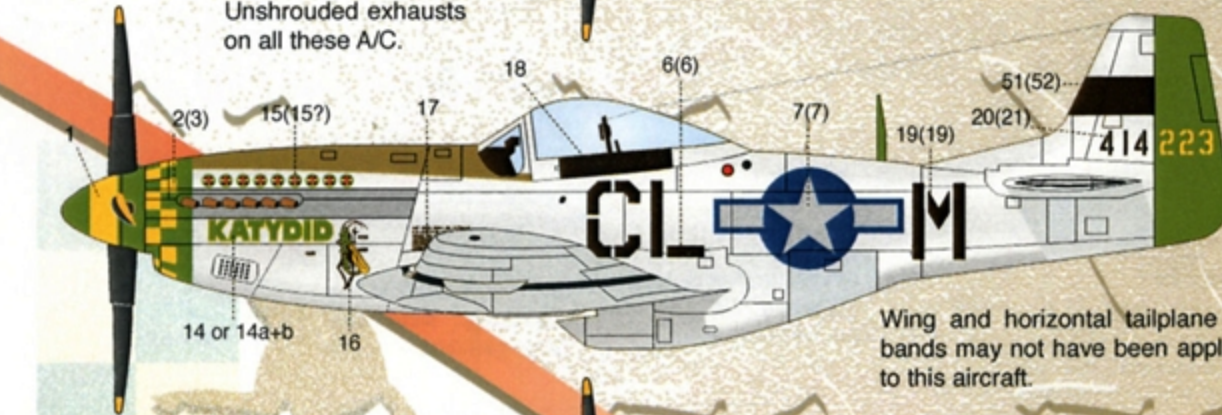
Suggested Kit: Tamiya 1/48 P-51D Mustang.

## The 55 F.G at War Pt. I

Aircraft 1 - P-51D 44-141676, Pilot William Searby, 3rd Scout Force, 338th FS, 55th FG. Natural metal finish, O/D antiglare panel. Note tall mirror style. Red antenna post. Unshrouded exhausts.



**Note:**  
Unshrouded exhausts on all these A/C.



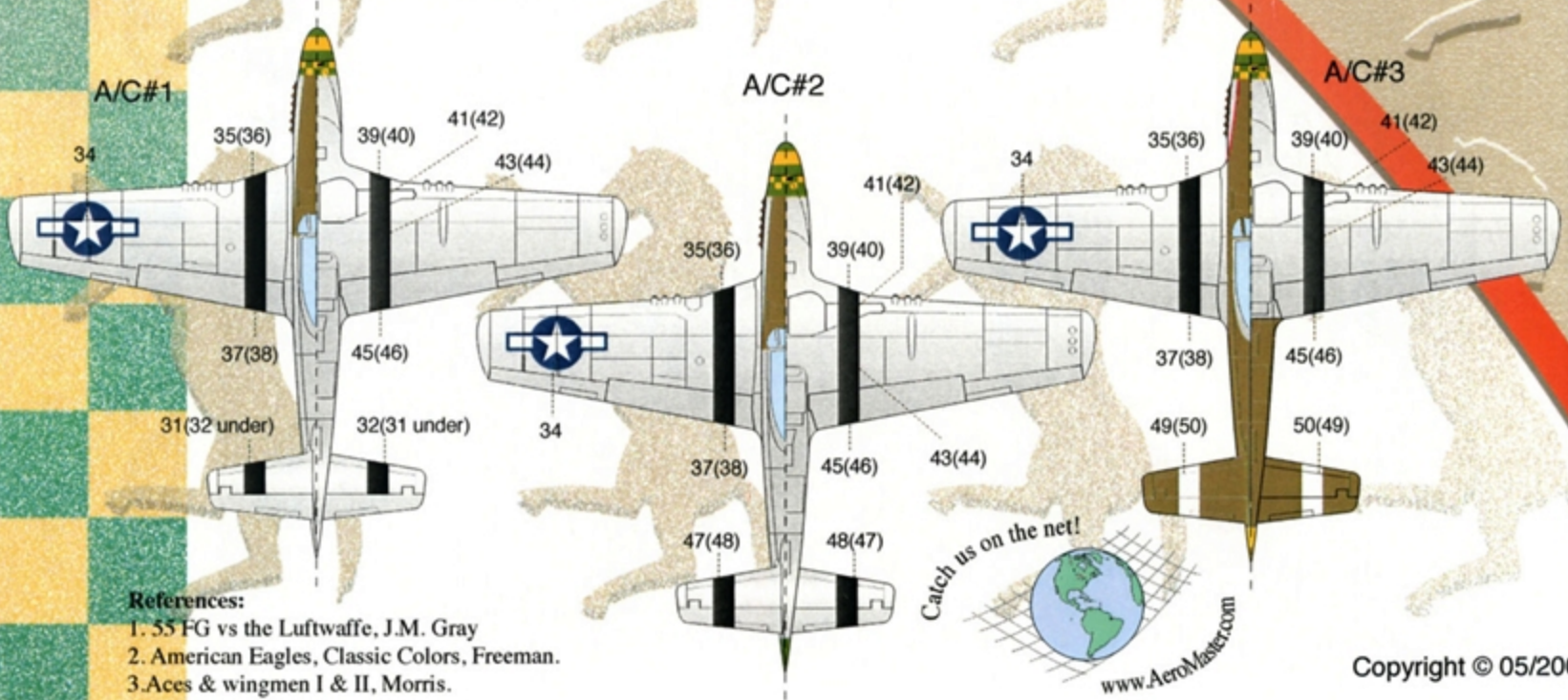
Aircraft 2 - P-51D 44-14223, Pilot 55th CO Elwyn Righetti, 338th FS, 55th FG. Natural metal finish, O/D antiglare panel. No mirror. Green antenna post. Shrouded exhausts. Notice the solid Green band outlining the checkers. Allow for this larger Green section when painting the nose cowling ring.

Wing and horizontal tailplane ID bands may not have been applied to this aircraft.

Aircraft 4 - P-51D 44-15608, Pilot Lt. Chester Coggeshall, 343rd FS, 55th FG. O/D upper fuselage, rear underside and horizontal stabs. Balance of fuselage and wings natural metal/sprayed Silver. Note tall mirror style. Unshrouded exhausts.

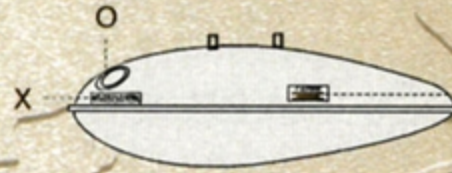
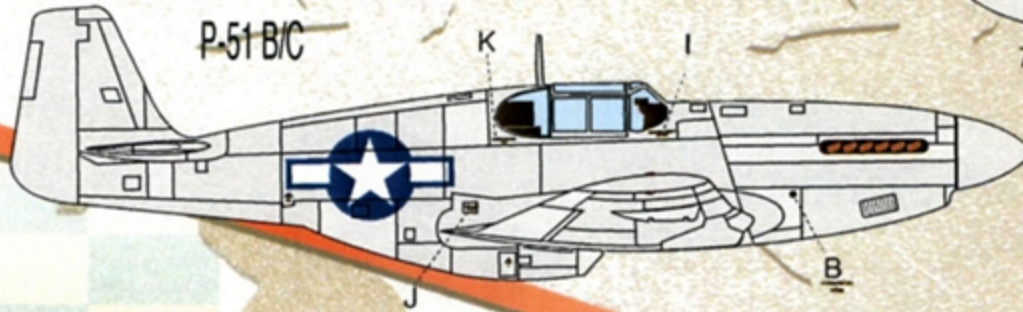


Please notice that we are not supplying you the Green colored section of the spinner and cowling. Many of the a/c in this F.G. had parts other than the checkers painted Green and it will be easier and better looking if you paint this color prior to applying the Yellow decals. By skipping this color we can provide you a better fitting/conforming piece and you can maintain uniformity in the color of your collection for this very colorful Group. We understand that matching some colors may be troublesome for many modelers, so we hope you agree with us by taking this different route. It is not difficult and the final look will be immensely better. Remember, planning and patience PAY. Although we doubt if anybody could tell you exactly what Green color was used for the spinners, checkers and any additional decoration, we suggest you use Green 46. Some of these a/c had an Olive Drab fuselage/empenage and it is not to be confused with the Checker color, which was much brighter.

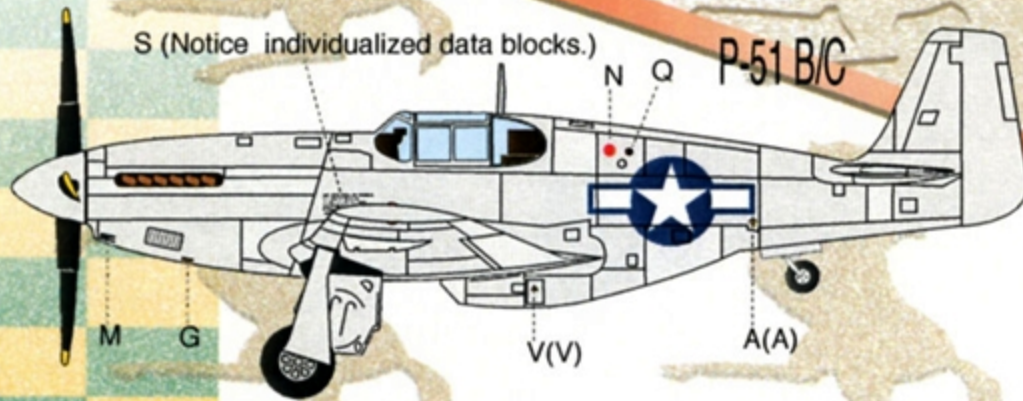


- References:**
1. 55 FG vs the Luftwaffe, J.M. Gray
  2. American Eagles, Classic Colors, Freeman.
  3. Aces & wingmen I & II, Morris.





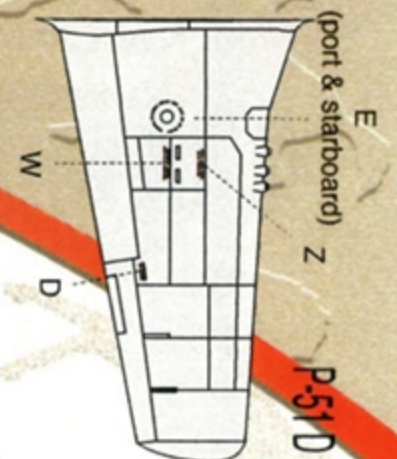
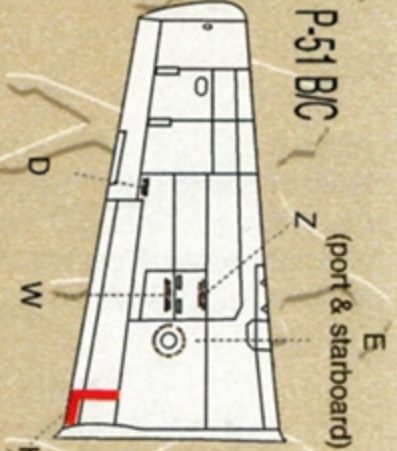
P-51 D



Propeller (front view)



Propeller blades Flat Black with Yellow tips.



**AIRES**

Aires offers super-detailing accessories for this and many other subjects in their range. Check our website at [www.Aeromaster.com](http://www.Aeromaster.com) for this and many other wonderful products: *Available To You Now!*

**NOTE ON COWLING BANDS**  
(Decals 7&8)  
Slice Before wetting!



**Extra stencils for the mustang available AMD 148-008.**

**Suggested 1:48 Scale Kits:**  
Tamiya 1/48 P-51D Mustang.

If you have suggestions for future subject matter, AeroMaster would like to hear from you. Our goal is to provide high quality, well researched decals of unusual and interesting subjects. We value our customers' input, so if you have specific suggestions or photographs of unusual subject matter which you would be willing to share, please contact us.