

de Havilland Chipmunk In Military Service Collection Pt4



For the best results these decals should be applied to a gloss surface such as provided by either Xtracolor or Xtracrylix paints. Cut out the decal required and soak in warm water until the decal is released from the backing paper. Wet the area to be decaled with MICRO SET which will help to eliminate air trapped under the decal and position the decal.

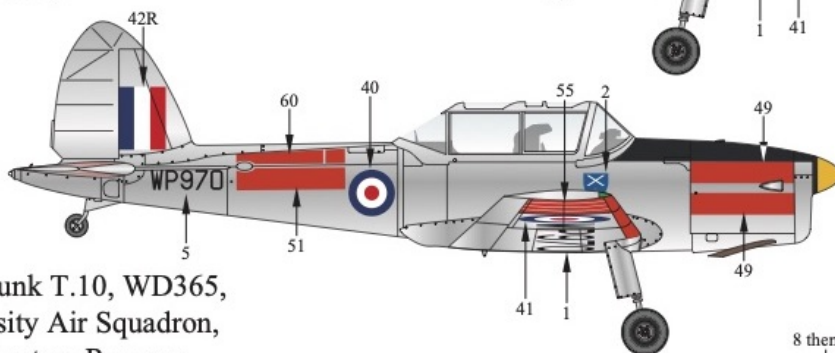
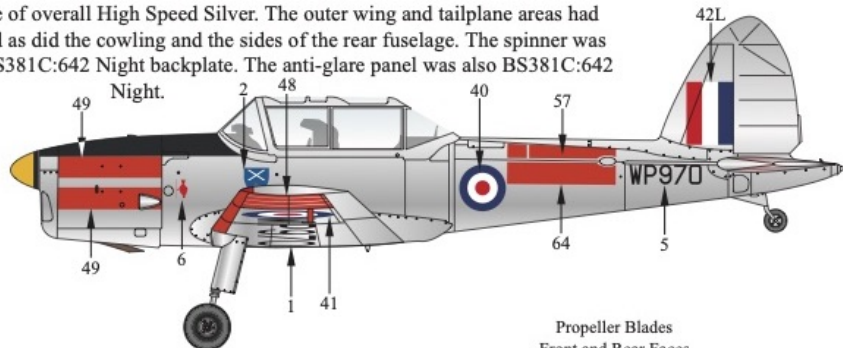
After 5 or 10 minutes wet the decal with MICRO SOL which will soften the decal and ensure that it settles down over any surface detail. Allow the decal to dry for at least 12 hours. During this time some wrinkling of the decal may occur, this is normal. Do not touch the decal at this time.

Carefully check for small air bubbles and if there are any prick with a needle and apply a drop of MICRO SOL. After all air bubbles have been eliminated and the decals are dry wash the entire model with water to remove any excess decal adhesive.

When completely dry the whole model should be sprayed with a coat of Xtracolor or Xtracrylix Flat, Satin or Gloss varnish depending on the finish required.

Store in a cool dry place, avoid sunlight, dampness or extremes of temperature and/or humidity.

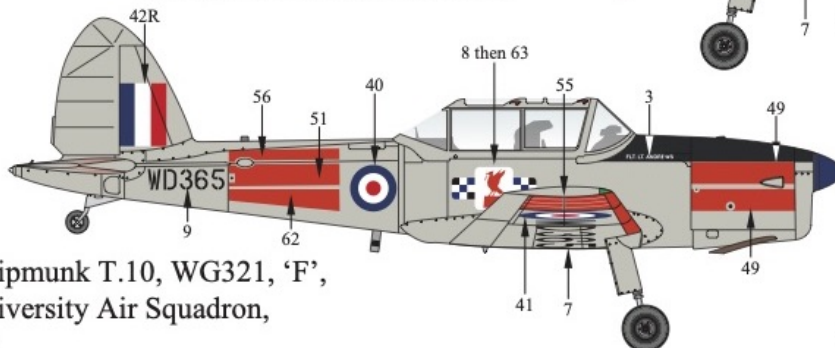
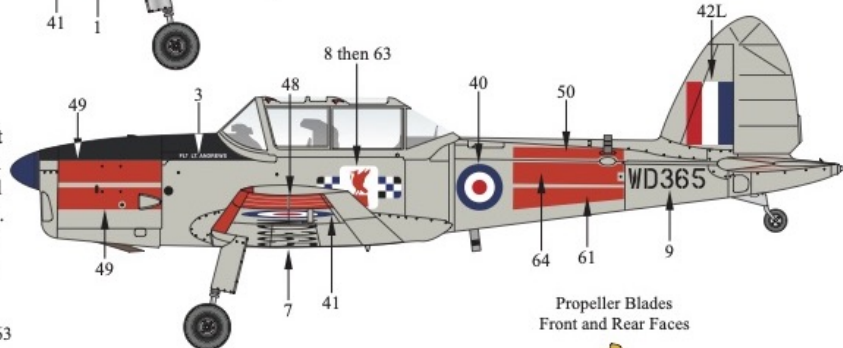
WP970 wore the early trainer scheme of overall High Speed Silver. The outer wing and tailplane areas had Fluorescent Red-Orange strips applied as did the cowling and the sides of the rear fuselage. The spinner was BS381C:356 Golden Yellow with a BS381C:642 Night backplate. The anti-glare panel was also BS381C:642



de Havilland Chipmunk T.10, WP970, 'J',
 of 12 Air Experience Flight,
 Royal Air Force Volunteer Reserve,
 based at RAF Turnhouse,
 UK,
 8 September,
 1968.

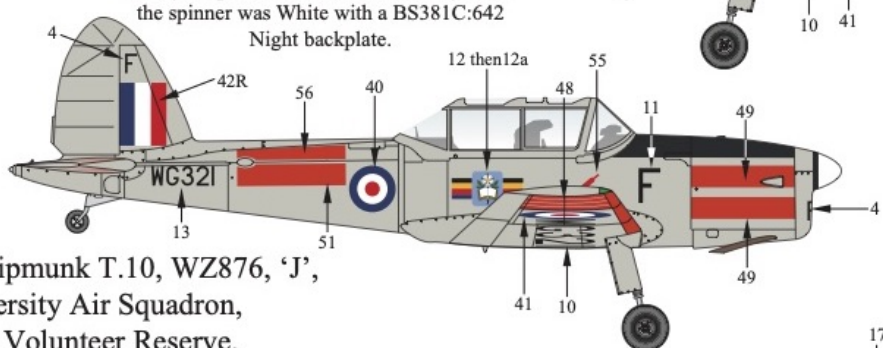
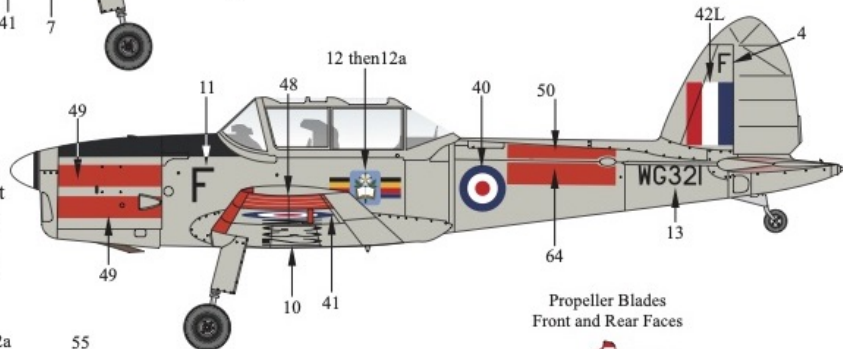
de Havilland Chipmunk T.10, WD365,
 of Liverpool University Air Squadron,
 Royal Air Force Volunteer Reserve,
 based at RAF Woodvale,
 UK,
 1960s.

WD365 wore overall BS381C:627 Light Aircraft Grey. The outer wing and tailplane areas had Fluorescent Red-Orange strips applied as did the cowling and the sides of the rear fuselage. The anti-glare panel was BS381C:642 Night and the spinner BS381C:110 Roundel Blue.



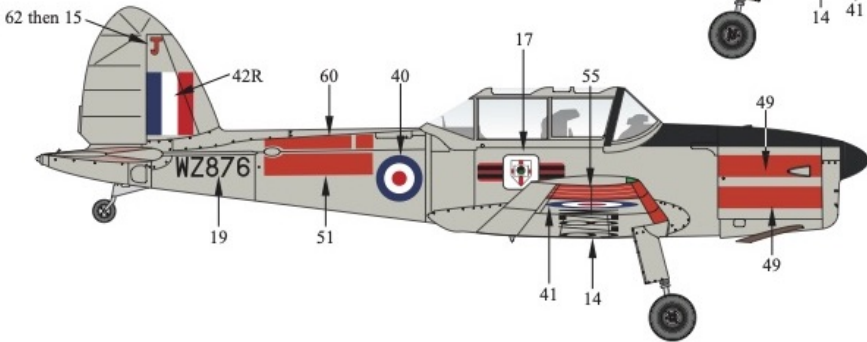
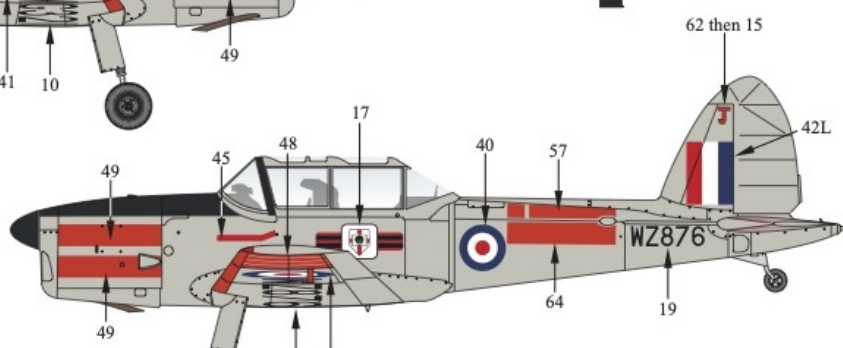
de Havilland Chipmunk T.10, WG321, 'F',
 of Yorkshire University Air Squadron,
 Royal Air Force,
 Royal Air Force Volunteer Reserve,
 based at RAF Finningley,
 UK,
 1973.

WG321 wore the later trainer scheme of overall BS381C:627 Light Aircraft Grey. The outer wing and tailplane areas had Fluorescent Red-Orange strips applied as did the cowling and the sides of the rear fuselage. The anti-glare panel was BS381C:642 Night and the spinner was White with a BS381C:642 Night backplate.



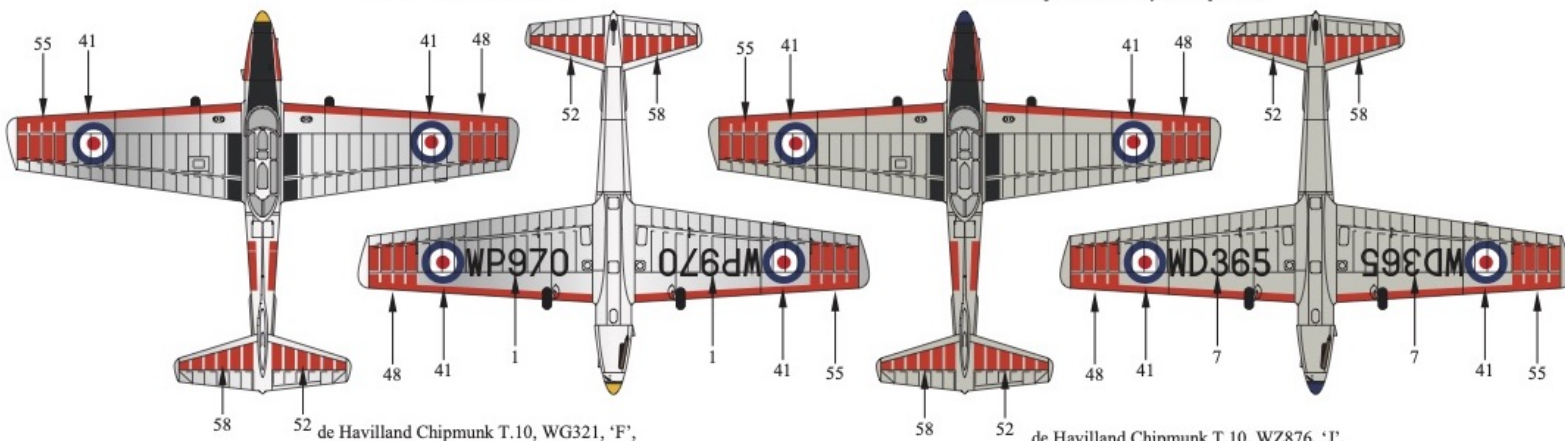
de Havilland Chipmunk T.10, WZ876, 'J',
 of London University Air Squadron,
 Royal Air Force Volunteer Reserve,
 based at RAF Benson,
 UK,
 1971.

WZ876 wore the trainer scheme of the period consisting of BS381C:537 Signal Red lower fuselage sides and outer wing areas. The upper fuselage was White. The inner wing areas were BS381C:627 Light Aircraft Grey. The anti-glare panel and the spinner were BS381C:642 Night.




de Havilland Chipmunk T.10, WP970, 'J',
 of 12 Air Experience Flight.

de Havilland Chipmunk T.10, WD365,
 of Liverpool University Air Squadron.



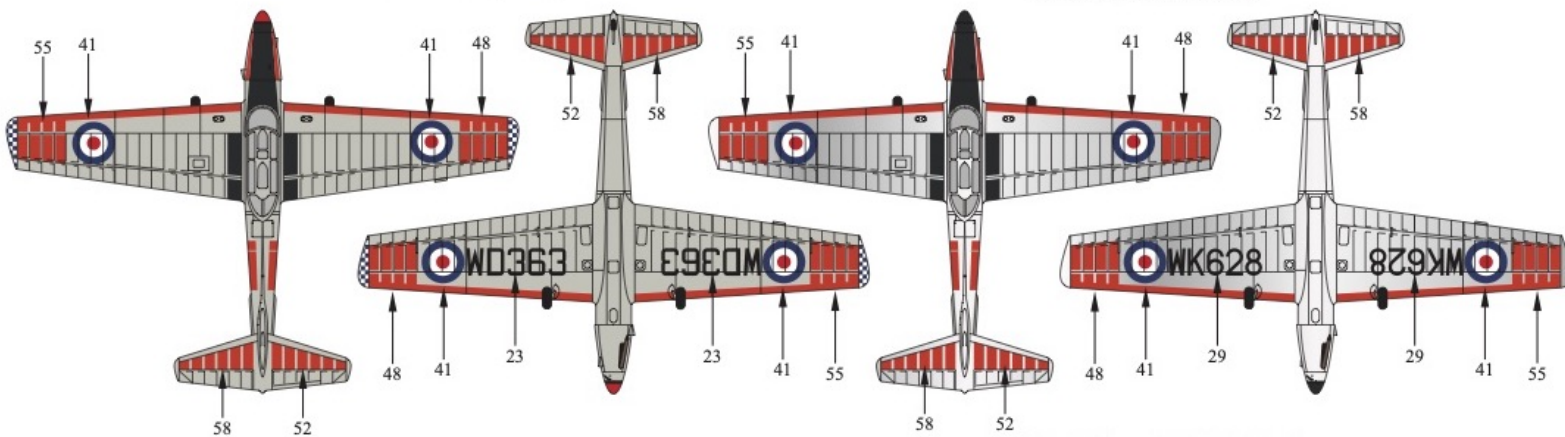
de Havilland Chipmunk T.10, WG321, 'F',
 of Yorkshire University Air Squadron.

de Havilland Chipmunk T.10, WZ876, 'J',
 of London University Air Squadron.



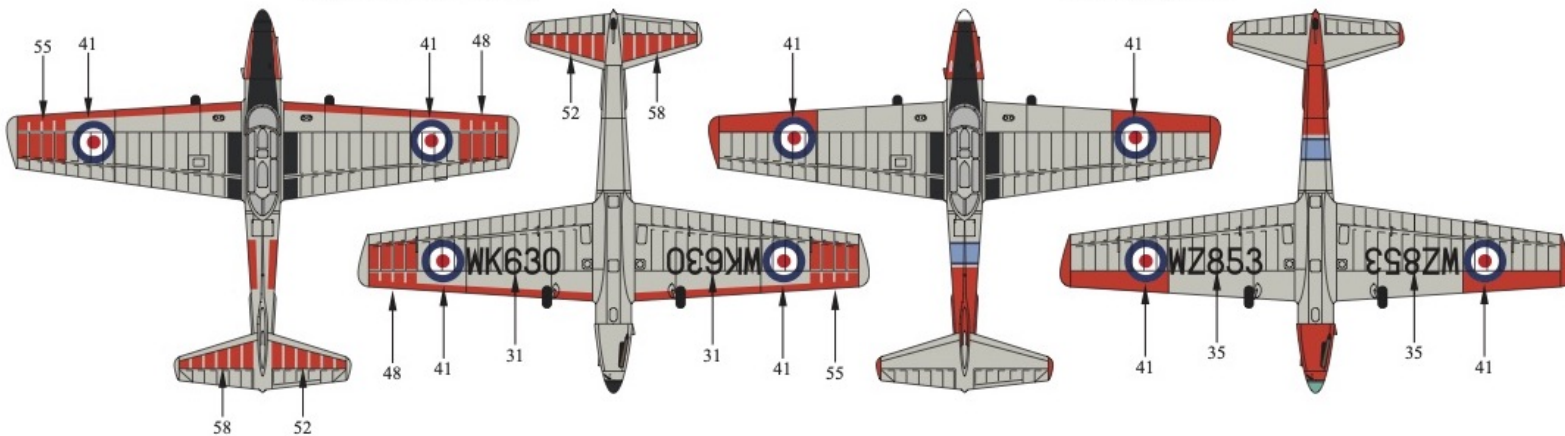
de Havilland Chipmunk T.10, WD363, 'D',
 of Oxford University Air Squadron.

de Havilland Chipmunk T.10, WK628, '13',
 of 'Skylarks Aerobatics Team'.



de Havilland Chipmunk T.10, WK630, '15',
 of Southampton Air University.

de Havilland Chipmunk T.10, WZ853, '8',
 Central Flying School.



Paints:

The colours used on these aircraft can be found in the Xtracolor (prefix number with X) and Xtracrylix (prefix number with XA1) range of paints.

Xtracolor Paints

- X011 BS381C:356 Trainer Yellow
- X012 BS381C:642 Night Black
- X015 BS381C:627 Light Aircraft Grey
- X030 BS381C:110 Roundel Blue
- X031 BS381C:538 Post Office Red
- X141 Insignia White
- X501 Silver

Xtracrylix Paints

- XA1011 BS381C:356 Trainer Yellow
- XA1012 BS381C:642 Night Black
- XA1015 BS381C:627 Light Aircraft Grey
- XA1030 BS381C:110 Roundel Blue
- XA1031 BS381C:538 Post Office Red
- XA1141 Insignia White