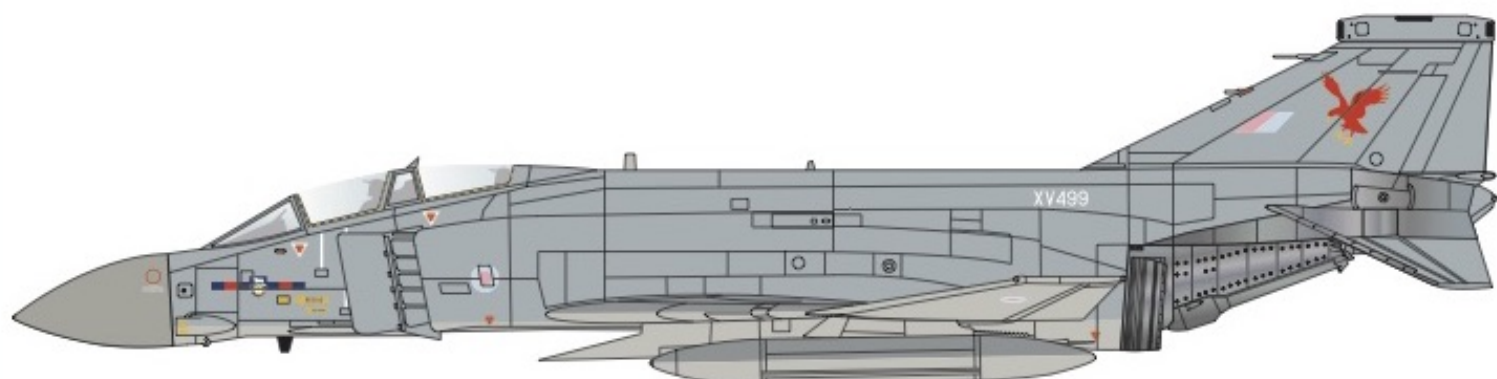


Royal Air Force McDonnell Douglas FG.1 & FGR.2 Phantom Pt4



For the best results these decals should be applied to a gloss surface such as provided by either Xtracolor or Xtracrylix paints. Cut out the decal required and soak in warm water until the decal is released from the backing paper. Wet the area to be decaled with MICRO SET which will help to eliminate air trapped under the decal and position the decal.

After 5 or 10 minutes wet the decal with MICRO SOL which will soften the decal and ensure that it settles down over any surface detail. Allow the decal to dry for at least 12 hours. During this time some wrinkling of the decal may occur, this is normal. Do not touch the decal at this time.


Carefully check for small air bubbles and if there are any prick with a needle and apply a drop of MICRO SOL. After all air bubbles have been eliminated and the decals are dry wash the entire model with water to remove any excess decal adhesive.

When completely dry the whole model should be sprayed with a coat of Xtracolor or Xtracrylix Flat, Satin or Gloss varnish depending on the finish required.

Store in a cool dry place, avoid sunlight, dampness or extremes of temperature and/or humidity.

The vertical fin on XV419 was finished in
 Roundel Blue BS381C:110.

McDonnell Douglas
 Phantom FGR.2, XV419, 'AA',
 of 19 Squadron,
 Royal Air Force
 based at RAF Wattisham,
 UK, 1991.

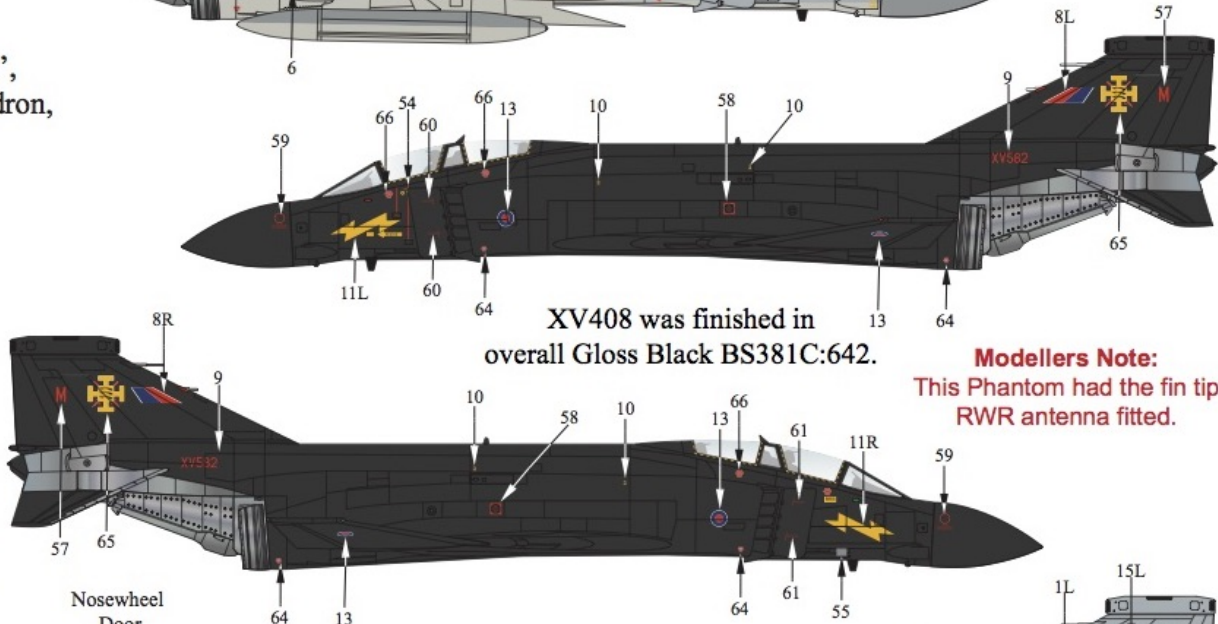


Modellers Note:
 This Phantom had the fin tip
 RWR antenna fitted.

McDonnell Douglas
 Phantom FG.1, XV582, 'M',
 'Black Mike' of 111 Squadron,
 Royal Air Force,
 based at RAF Leuchars,
 Scotland,
 1989.

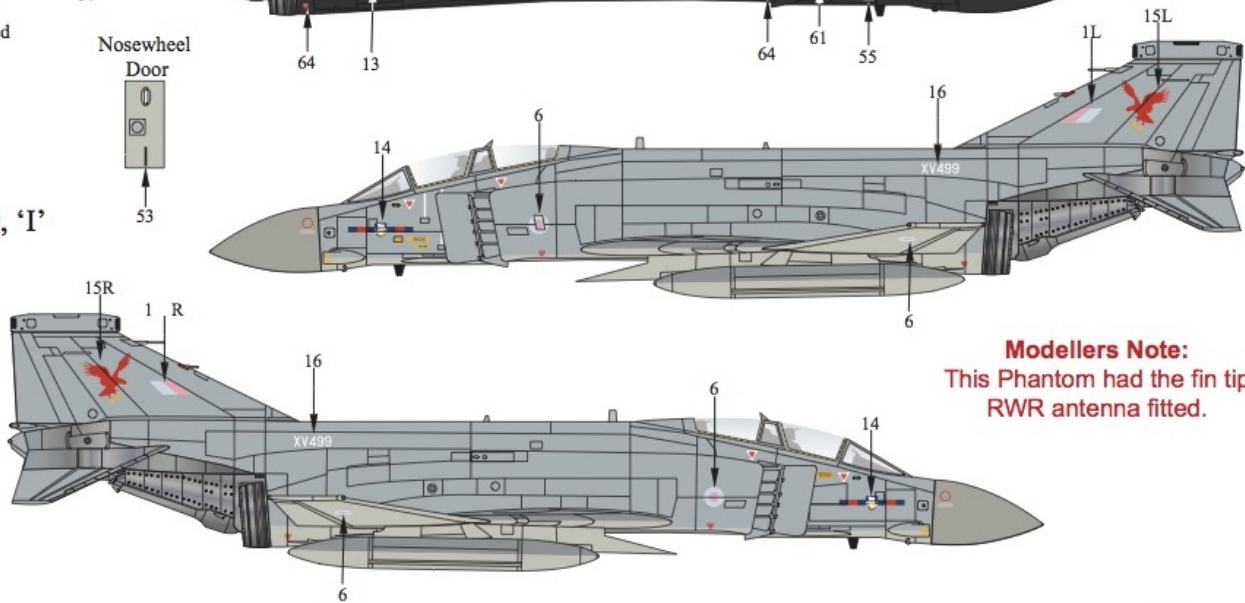
'Black Mike' was adorned in this
 stunning Gloss Black livery
 for the final few years of Phantom
 operations
 with 111 Squadron. The Squadron was
 given permission to paint one of their
 aircraft all Black in honour
 of their legendary forebears the Black
 Arrows, famous for massed aerobatic
 formation whilst flying Hawker Hunters
 in the 1950's. XV582 very quickly
 became a firm favourite on the Airshow
 circuit and survived at RAF Leuchars
 long after the Phantoms had been retired
 and scrapped.

XV408 was finished in
 overall Gloss Black BS381C:642.




Modellers Note:
 This Phantom had the fin tip
 RWR antenna fitted.

McDonnell Douglas
 Phantom FGR.2, XV499, 'I'
 of 23 Squadron,
 Royal Air Force,
 based at RAF Leeming,
 UK, 1993.

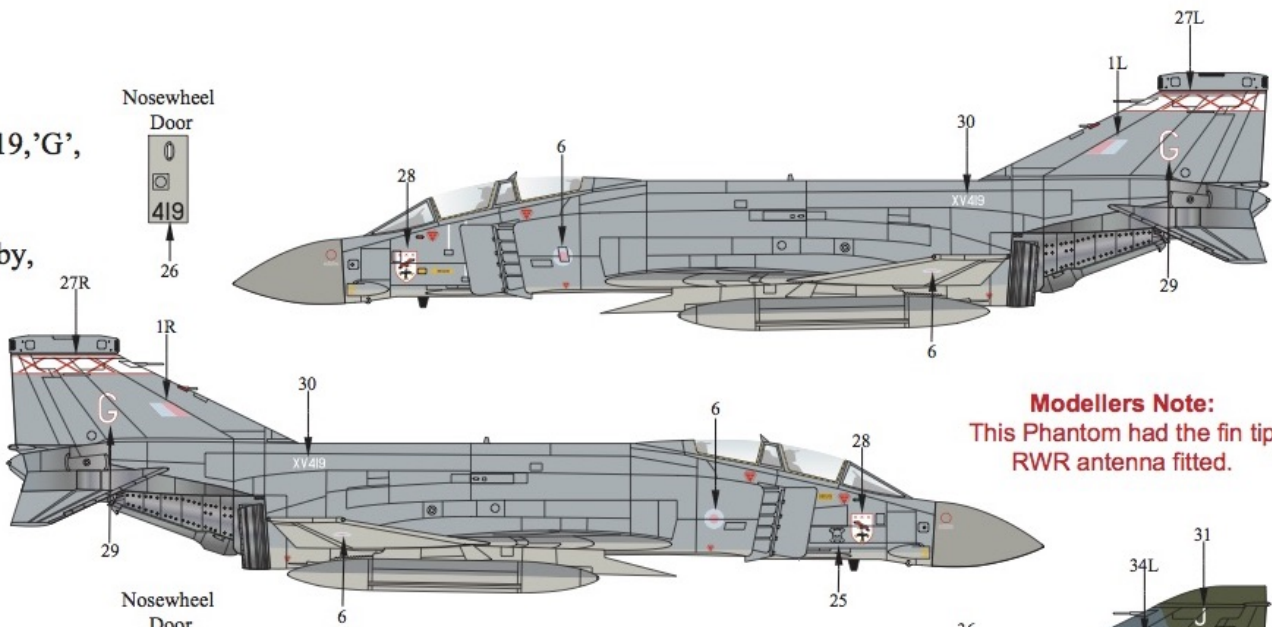


Modellers Note:
 This Phantom had the fin tip
 RWR antenna fitted.

McDonnell Douglas
 Phantom FG.1, XV574, 'B',
 of 43 Squadron,
 Royal Air Force,
 based at RAF Leuchars,
 UK, 1970.




McDonnell Douglas Phantom FGR.2, XV419, 'G', of 29 Squadron, Royal Air Force, based at RAF Coningsby, UK, 1981.

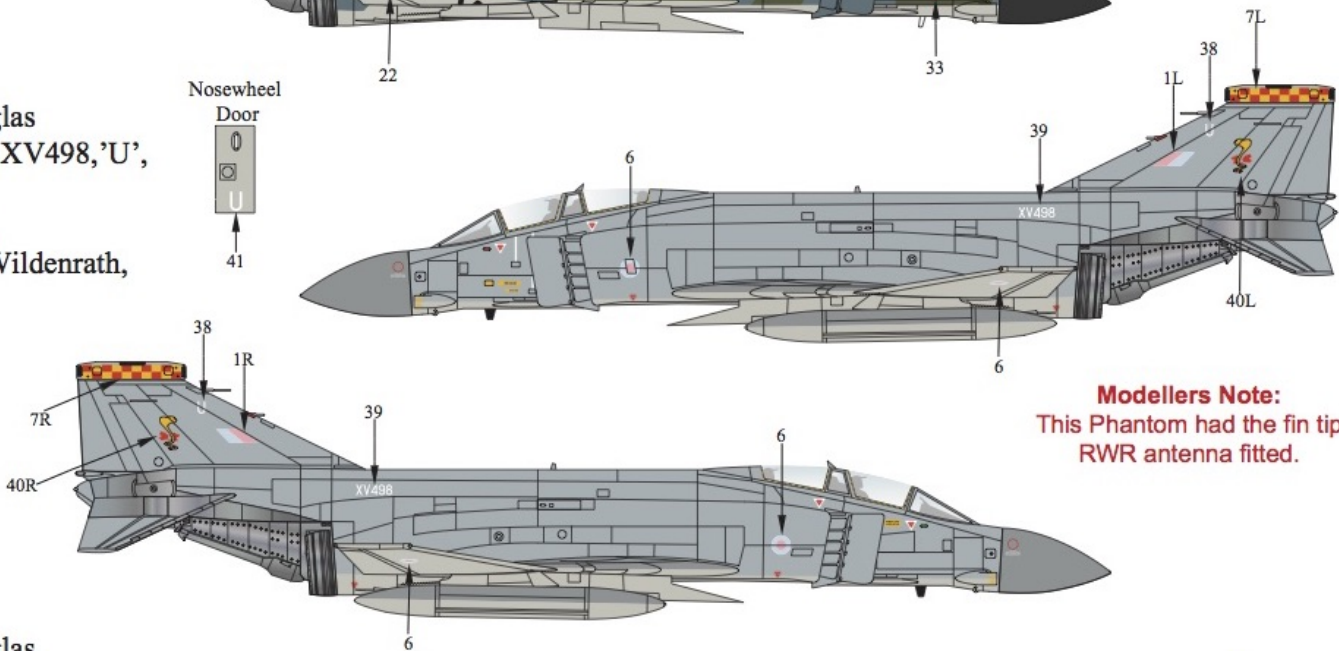


Modellers Note:
 This Phantom had the fin tip RWR antenna fitted.

McDonnell Douglas Phantom FGR.2, XT901, 'J', of 17 Squadron, Royal Air Force, based at RAFG Brüggen, Germany, 1973.



McDonnell Douglas Phantom FGR.2, XV498, 'U', of 92 Squadron, Royal Air Force, based at RAFG Wildenrath, Germany, 1992.



Modellers Note:
 This Phantom had the fin tip RWR antenna fitted.

McDonnell Douglas Phantom FGR.2, XV393, 'A', of 228 Operational Conversion Unit, 64 Squadron, Royal Air Force, based at RAF Coningsby, UK, 1979.

