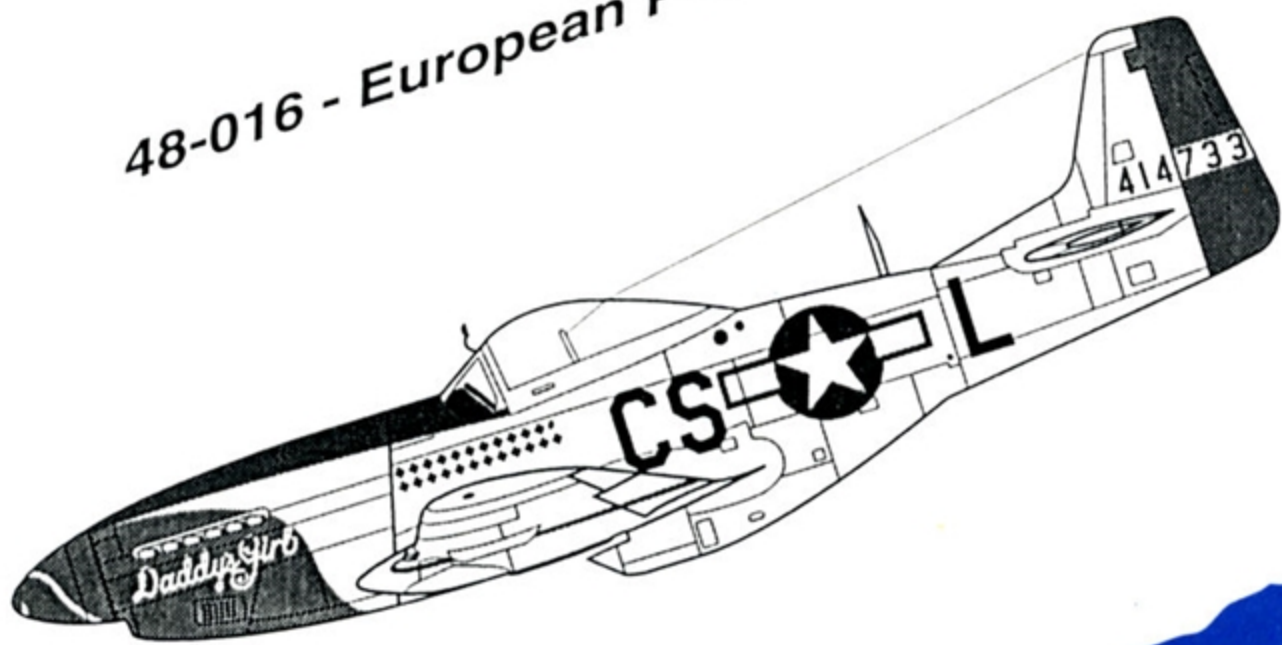


AeroMaster™

48-016 - European P-51D/K Mustangs



AeroMaster Decals™

3615 NW 20th Avenue
Miami, Florida 33142 USA
(305) 635-3134 • Fax (305) 638-4197

AeroMaster Decals™

3615 NW 20th Ave • Miami, Florida 33142 • USA
Tel. (305) 635-3134 • Fax (305) 635-2106

European P-51D/K Mustangs


48-016

AAF, SPEC. PROJ. NO. 32792-X
U.S. ARMY P-51D-15-NA
SERIAL NO. AAF, 44-14888




Aircraft data blocks have been provided for all four aircraft depicted. Each has an individual serial number. Be sure to use the correct data block for the aircraft you are modelling.

P-51D-15-NA, 44-14888, "Glamorous Glen III", 363rd FS, 357th FG, Leiston, England, 1945. Flown by Capt. Charles Yeager. Standard scheme* with black and white invasion stripes on undersides of wings and fuselage. National insignias greyed out. Note rearview mirror on windscreen frame.



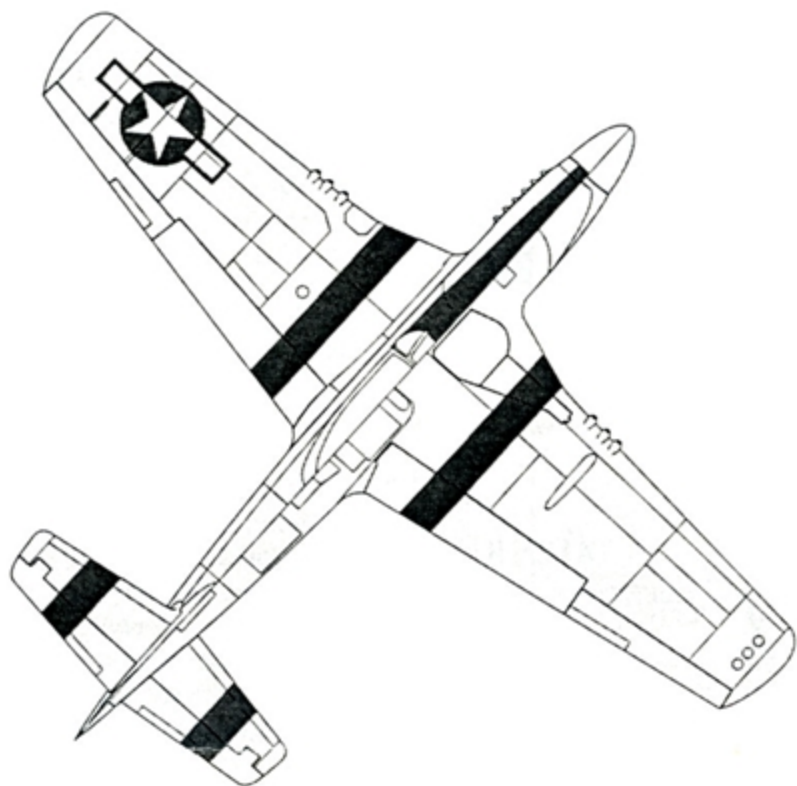
P-51D-5-NA, 4413581, "The Prodigal Son", 356th FS, 354th FG, Boxted, England, 1944. Flown by Lt. Bart Tenore. Standard scheme with white spinner. Forward cowl band medium blue with eight white stars. Black bands around inner wings and horizontal stabilizers.

P-51D-10-NA, 44-14733, "Daddy's Girl", 370th FS, 359th FG, East Wretham, England, 1944. Flown by Capt. Ray Wetmore. Standard scheme with bright green spinner and nose and medium blue rudder. Black bands around inner wings and horizontal stabilizers. Note rearview mirror on windscreen frame.

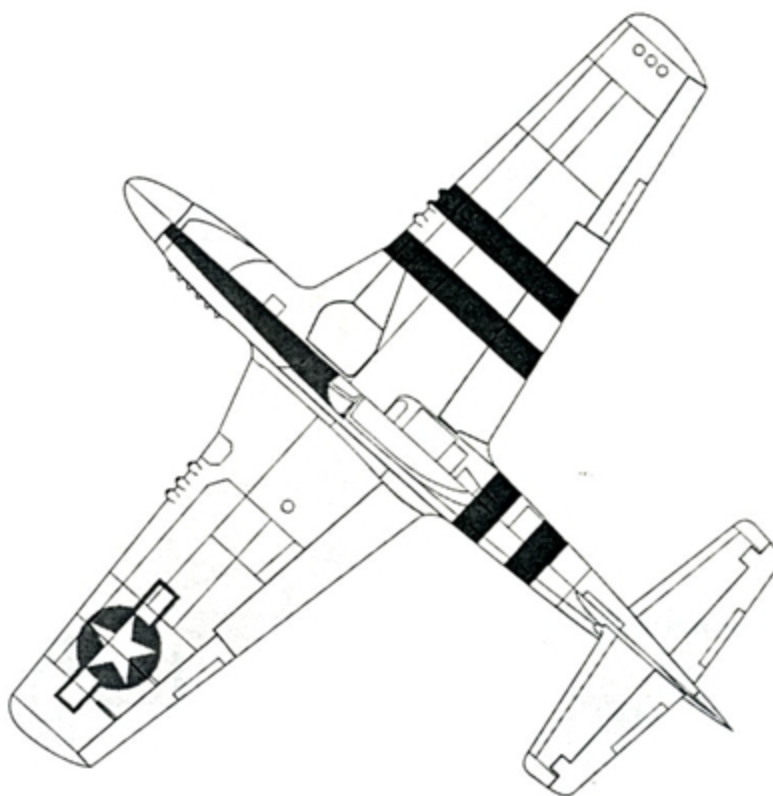


P-51K-1-NT, 44-11366, "Bobby Socks", 359th FS, 356th FG, Martlesham Heath, England, 1944. Flown by Capt. Jack Brown. Standard scheme with yellow spinner, lower main canopy frame and rudder. Forward cowl and anti-glare area red with blue diamonds.

*NOTE: P-51's were delivered in a standard finish consisting of natural metal on the fuselage, vertical fin, and horizontal stabilizers. The majority of the upper and lower wings were painted aluminum lacquer with all rivets and joints sealed to provide smoother airflow over the laminar flow wing. Ailerons and flaps were left in natural metal. Anti-glare panels were olive drab.



Position of 15" black theatre bands applied to "The Prodigal Son" and "Daddy's Girl".



Position of lower surface invasion stripes applied to "Glamorous Glen III".

References:

1. P-51 Mustang In Action, Squadron Signal Publications.
2. Aces and Wingmen II, Vol. 1, by Danny Morris, Aviation Usk.
3. Markings of the Aces, 8th U.S. Air Force, Book 1, by Theodore R. Bennett, Kookaburra Technical Publications.
3. Koku-Fan Illustrated No. 52, P-51 Mustang.

Suggested Kits:

Hasegawa P-51D/K
Medallion Models P-51 Detail Set

If you have suggestions for future subject matter, AeroMaster would like to hear from you. Our goal is to provide high quality, well researched decals of unusual and interesting subjects. We value our customers' inputs, so if you have specific suggestions or photographs of unusual subject matter, please contact: