

EAGLE STRIKE

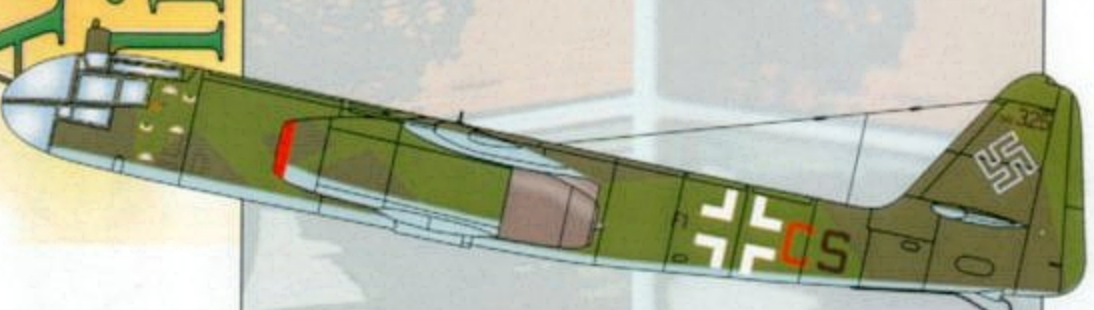
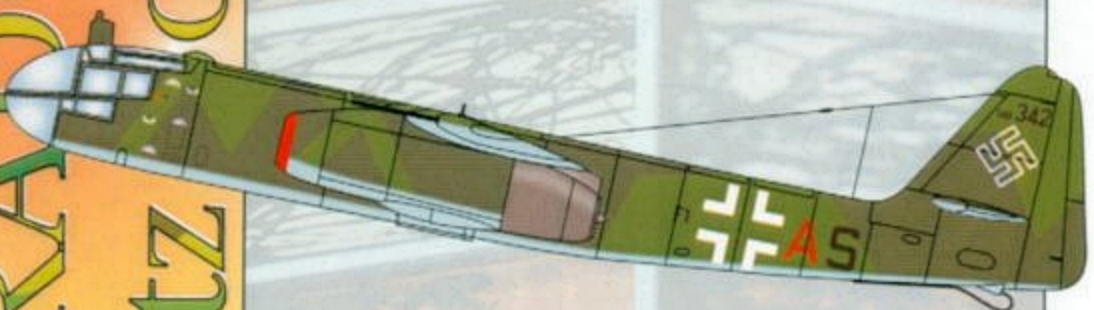
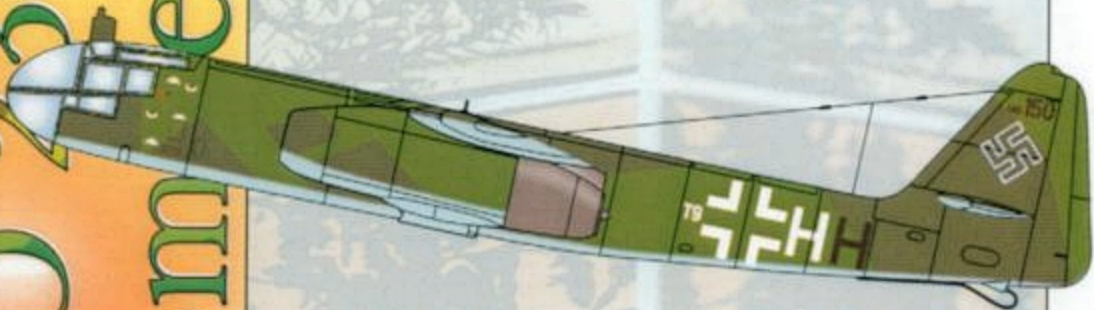
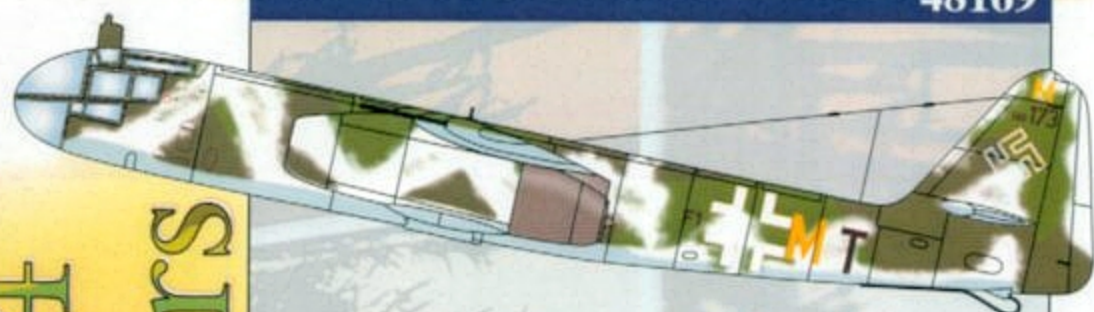


ARADO 234 Blitz Bombers

Part II

48169

ARADO 234
Blitz Bombers




Suggested Kit: HOBBY CRAFT/HASEGAWA AR 234 B-2.

ARADO 234 Blitz Bombers

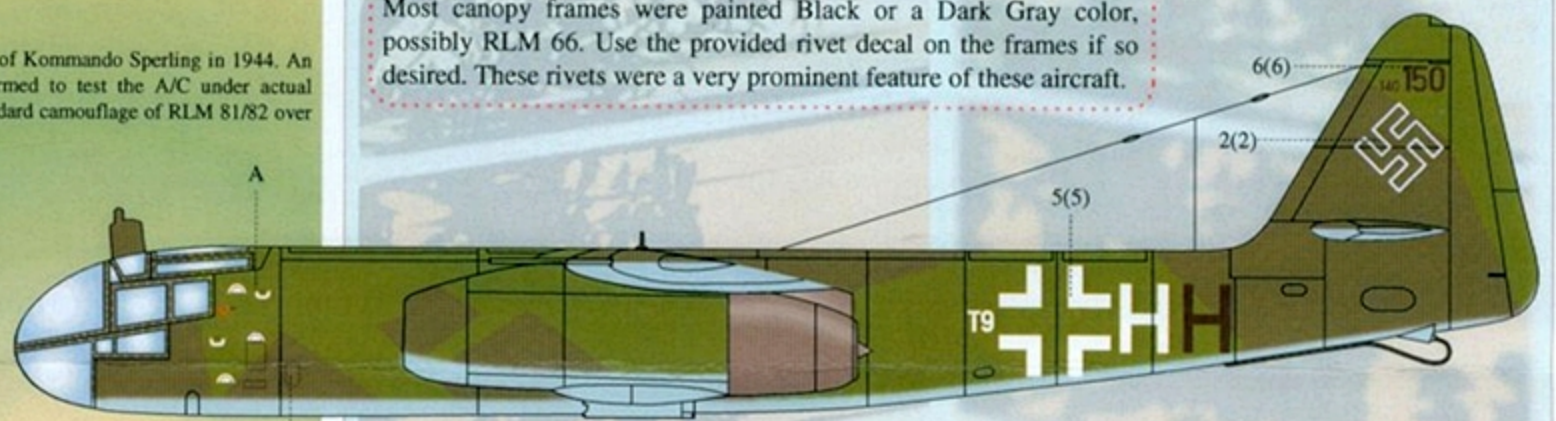
Part 2

AR 234 B-2 of 9/KG 76. Captured and tested by USAAF in 1945. Standard camouflage of RLM 81/82/76 with an irregular pattern of RLM 76 sweeping upwards onto the upper surface colors.



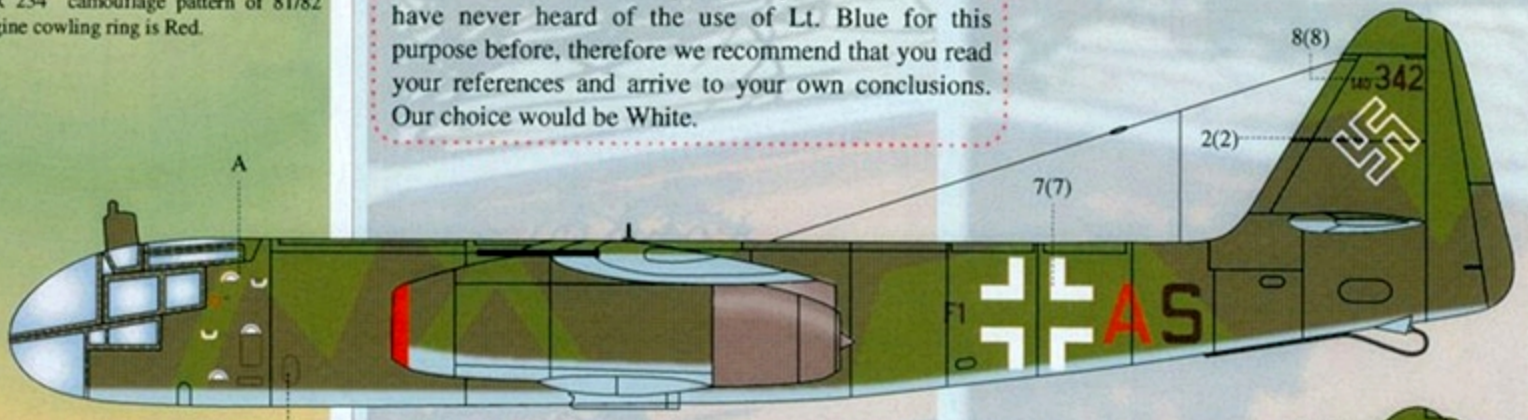
Note to Modellers:
 Most canopy frames were painted Black or a Dark Gray color, possibly RLM 66. Use the provided rivet decal on the frames if so desired. These rivets were a very prominent feature of these aircraft.

AR 234 B-2 of Kommando Sperling in 1944. An elite unit formed to test the A/C under actual combat. Standard camouflage of RLM 81/82 over RLM 76.



Note to Modellers:
 Our information disagrees on the color used to disrupt the standard camouflage during the Winter months. The Monogram Close Up indicates that Lt. Blue was used to apply streaks on the fuselage and nacelles sides, with the top surfaces remaining in the Green colors. The A.J. Press Monografie indicates White was used with that purpose. We just want to bring this discrepancy to your attention. We have never heard of the use of Lt. Blue for this purpose before, therefore we recommend that you read your references and arrive to your own conclusions. Our choice would be White.

AR 234 B-2 of 8/KG 76, Flown by OFW Friedrich Bruchlos while attacking the bridge on the Remagen River. A/C appears to wear the standard AR 234 camouflage pattern of 81/82 over 76. Engine cowling ring is Red.



AR 234 B-2 of KG 76 toward end the of 1944. Standard camouflage of RLM 81/82 over RLM 76, with engine cowling rings in Red.

