

EAGLE STRIKE




48122



Bf109's of the Balkans

Part 3



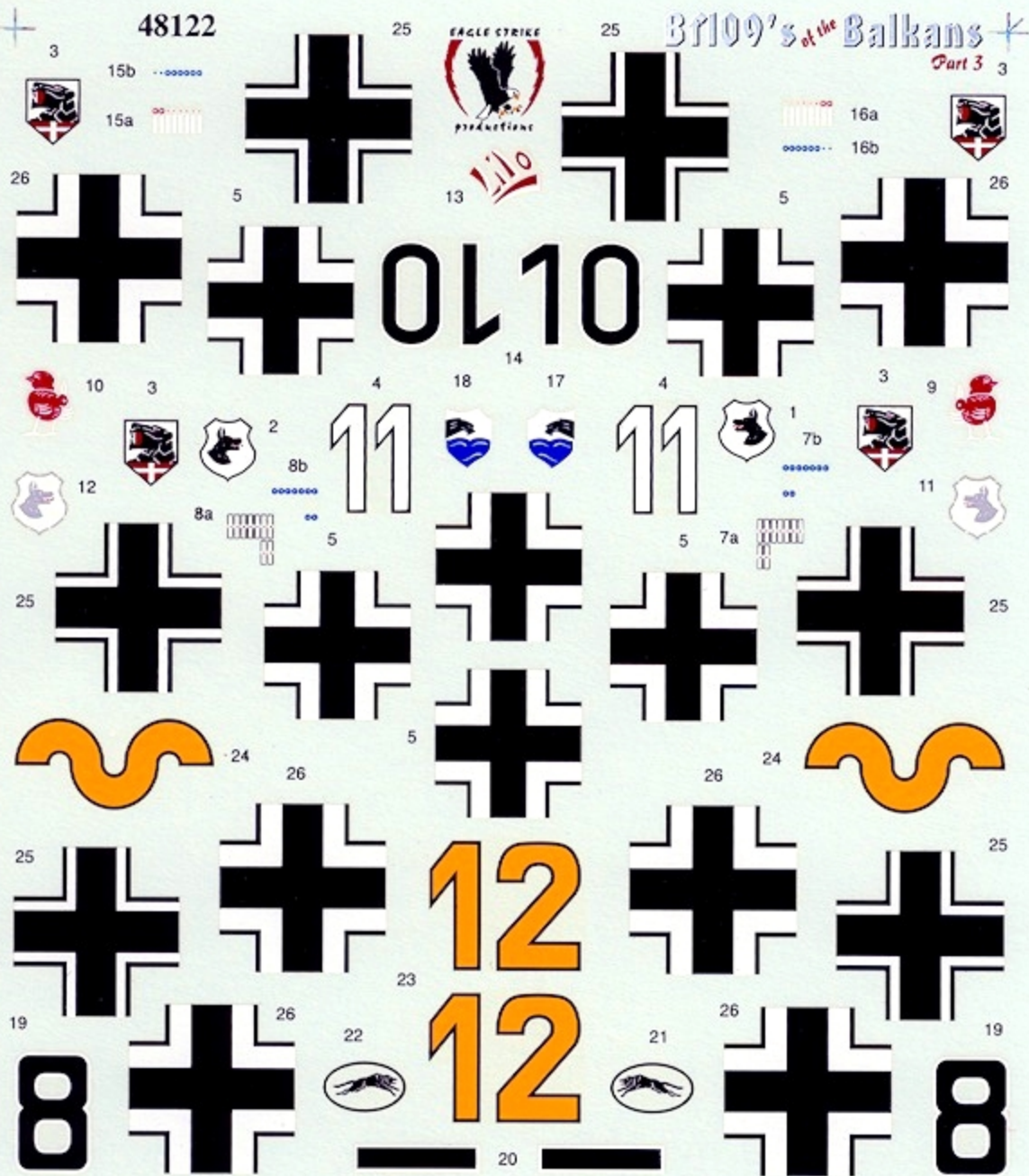
Suggested Kit: Tamiya/Hasegawa Bf 109E Family.

Bf109

48122

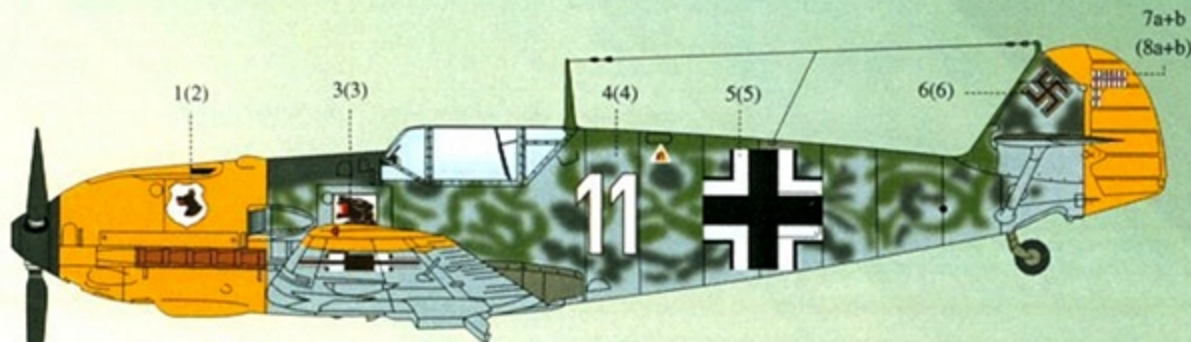
Bf109's of the Balkans

Part 3

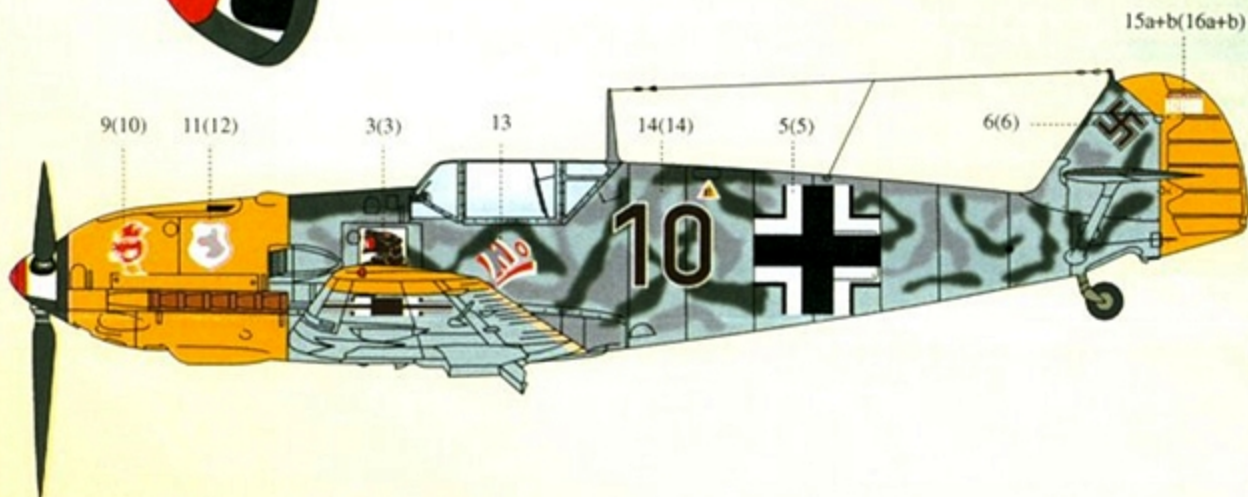


Bf109's of the Balkans

A/C 1 Bf-109E-3 or -4. III/JG77, May 1941, The Balkans. This A/C retains the II./JG54 "Lion of Aspern" badge from a previous detachment with that unit. Camouflage appears to be a combination of locally mixed grays and wavy RLM 70 or RLM 71 lines along the fuselage. Yellow wing tips (upper and lower), cowling and rudder. RLM 70 prop/spinner combination.



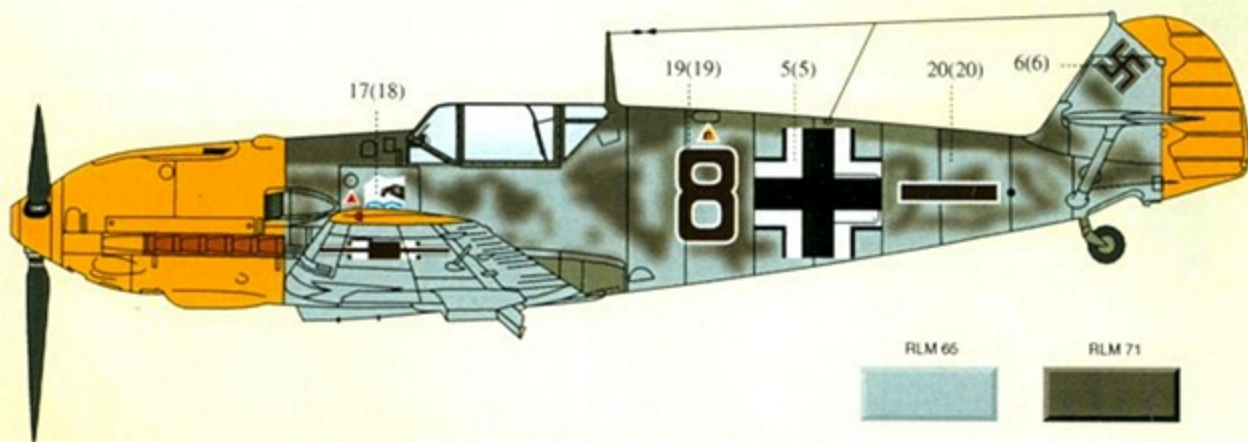
Spinner for A/C 2



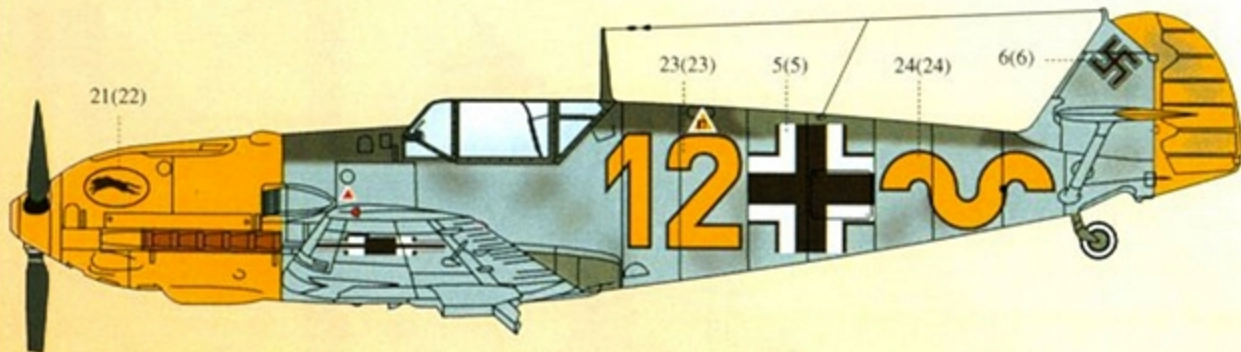
A/C 2 Bf-109E. III/JG77, ex JG54. Camouflage and information on this A/C is similar to A/C 1 with the following exceptions: spinner is partitioned on 3 different colors, Black or RLM 70, White and Red. Sections between the 70 wavy lines seems to have been filled with some "home brewed" Gray color. Trailing edge of the wings (upper and lower) seem to have worn once a Yellow line, barely perceptible at the time of the photo. Herzas emblem completely faded.



A/C 3 Bf-109E-1. 5/JG77. Camouflaged in RLM 71/02/65 with standard Balkan Yellow markings. Fuselage splotted around Balkankreuz and number in 02. Equipped with central bomb rack. Flown by UFZZ H. Brunsmann. This A/C was updated with the square canopy and round armor plate.



A/C 4 Bf-109E-1. 9/JG52, Spring of 1941, Pipera, The Balkans. Standard 71/02/65 camouflage with medium fuselage mottling. Yellow theatre markings, this time including the elevators (upper and lower surfaces), but not the wing tips. As A/C 3, this machine seems to have been updated.



This series of 109E was created with the purpose of depicting the A/C colors and markings, and not to feature any particular unit or pilot. Although the colors used on the camouflage scheme were very well standardized with the RLM 71/02/65 combination, individual markings offer the modeller a large selection to choose from. Propellers were almost invariably RLM 70 with RLM 02 gear wells, struts and cover interiors. Some of the converted E-1 may have had 02 interiors and usually well hubs were semigloss Black. We are showing to you upper wing pattern possibilities, but we do not know which one (if either one) was used. We wish you good luck, success and many hours of fun while building your Balkan Collection.