



No. NW134

1/144 scale

Space Shuttle Orbiter

detail set for ANY Revell 1/144 Space Shuttle Orbiter kit

<http://mek.kosmo.cz/newware>

tom.nwkits@seznam.cz

Important:

For experienced modellers 10 and over.

PE parts are marked "P". Resin parts are marked "R". Original kit parts are marked "K". Decals are marked "D".

Some details of drawings in the instructions are omitted for clarity or are displayed only in certain views. Choose the best order of attaching the smaller parts to the main structures. Some of the small parts are best painted before assembly. Other parts are easier to paint after being attached to the main structures.

Reference Photographs can be found at <http://mek.kosmo.cz/newware/nw131pho.htm>.

Other recommended products:

Space Shuttle Decals in 1/144 scale, available from RealSpace Models at <http://www.realspacemodels.com/>

NWM001 1/144 Space Shuttle Airbrush Masks, available from New Ware at <http://mek.kosmo.cz/newware/index.htm>


References:


SIM #3 - Space Shuttle, available from Space In Miniature at <http://www.spaceinminiature.com/>

Space Shuttle: The History of the National Space Transportation System System by Dennis Jenkins

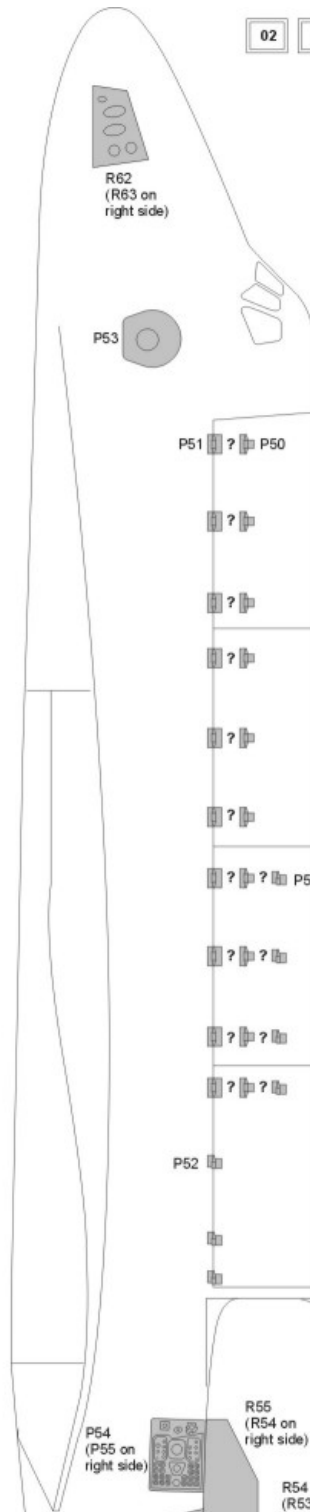
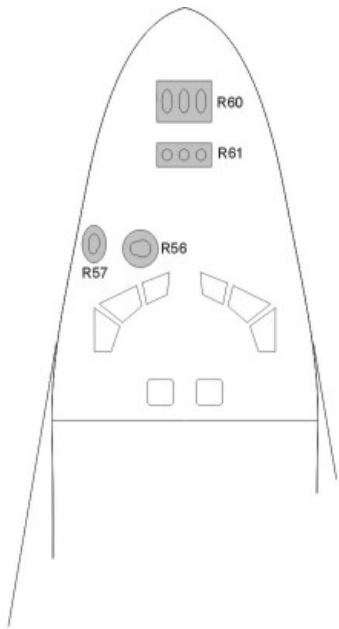
orientation of bending ↶ ↷ 90° angle of bending
(valley)

 Reference photograph

 you may choose from 2 alternate parts
(usually PE or Resin)

 Number of repeating

 Shading used for marking New Ware parts in drawings



A - Discovery, Atlantis, Endeavour
B - Columbia since 1989
C - Challenger, Columbia 1981-1986

	A	B	C
P51 ? P50	[part]	[part]	[part]
?	[part]	[part]	[part]
?	[part]	[part]	[part]
?	[part]	[part]	[part]
?	[part]	[part]	[part]
?	[part]	[part]	[part]
?	[part]	[part]	[part]
?	[part]	[part]	[part]
?	[part]	[part]	[part]
?	[part]	[part]	[part]
P52 ? ? P52	[part]	[part]	[part]
?	[part]	[part]	[part]
?	[part]	[part]	[part]
?	[part]	[part]	[part]
P52	[part]	[part]	[part]
	[part]	[part]	[part]
	[part]	[part]	[part]

