

*AeroMaster.*

48-389

# 4th Fighter Group

The Early Days Pt. I



48-389



3615 NW 20th Ave • Miami, Florida 33142 • USA  
 Tel. (305) 633-7398 • Fax (305) 638-4197

## 4th Fighter Group

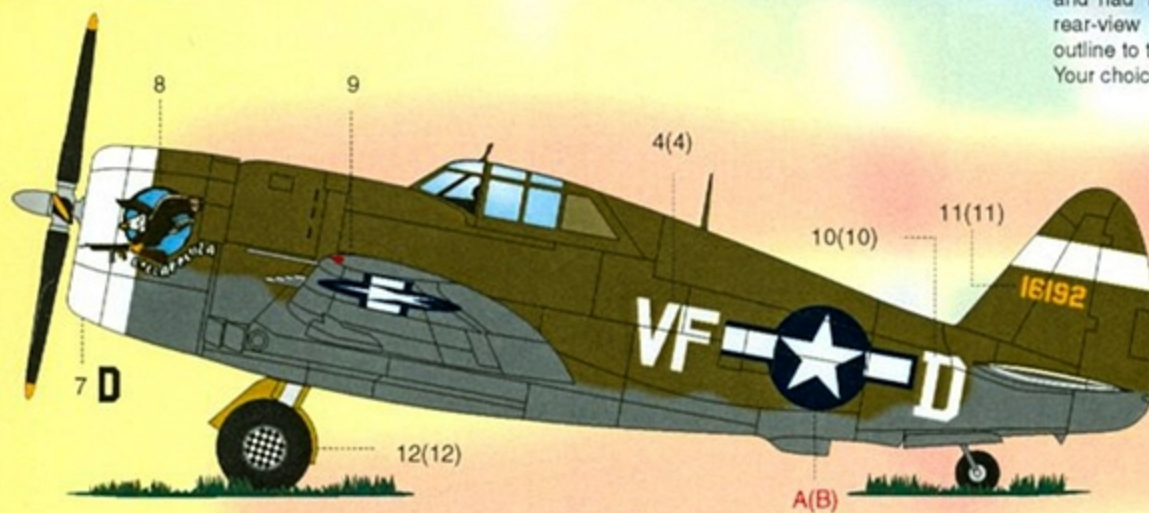
The Early Days Pt. I



1. P-47D-5-RE 42-8659 *Donnie Boy* flown by Lt Don S. Gentile, 336th FS in February of 1944. Upper surfaces Olive Drab 41, lower surfaces Neutral Gray 43. White ETO ID bands on cowl and all tail surfaces. Oversized blue-bordered national insignia under both wings. Two victory crosses on left side of cowl. Codes on the right side read T•VF. Individual code letter T repeated in black under the nose. The 108-gallon pressed paper drop tank under the fuselage was usually painted aluminum. Gentile flew Spitfires with No. 133 (Eagle) Squadron and became the Fourth's leading ace with 21.883 victories. Note the RAF style rear-view mirror.

P-47C-2-RE 41-6192 *Lollapalooza* as flown by Lt Woodrow Sooman, 336th FS, in November of 1943. Olive Drab 41 over Neutral Gray 43 with white ETO ID bands on cowl and all tail surfaces. Oversized blue-bordered national insignia carried under both wings. Codes on the right side read D•VF. The individual code letter D repeated in black under the nose. The insides of the main wheel covers were decorated with a black and white checkerboard (see inset). Note the RAF style rear-view mirror. Lollapalooza's M.G. barrel goes all the way to the cowl tip.

3. P-47C-5-RE 41-6484 *The Missouri Kid / Sho-Me* flown by F/O Ralph K. Hofer, 334th FS in October, 1943. Upper surfaces Olive Drab 41, lower surfaces Neutral Gray 43. White ETO ID bands on cowl and all tail surfaces. Oversized red-bordered national insignia under both wings. One victory cross on left side of fuselage. Codes on the right side read L•QP. The individual code letter L was repeated in black under the nose. The 108-gallon drop tank under the fuselage was usually painted aluminum. "Kidd" Hofer bagged a Bf109 on his first mission with the 4th FG on 8 October 1943. He became the Group's second leading overall scorer and had 16.5 aerial victories. Note the RAF style rear-view mirror. Our references mention a yellow outline to the chin letter L, but we can not confirm it. Your choice!





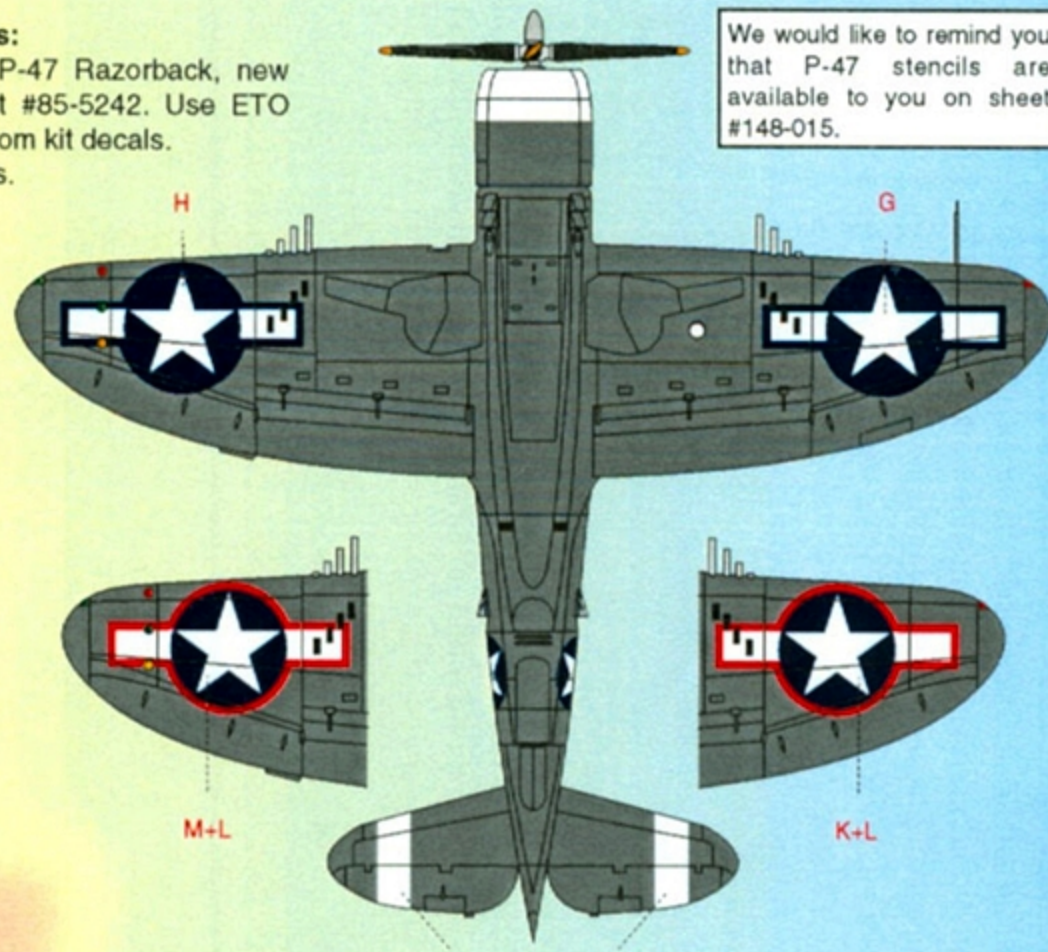
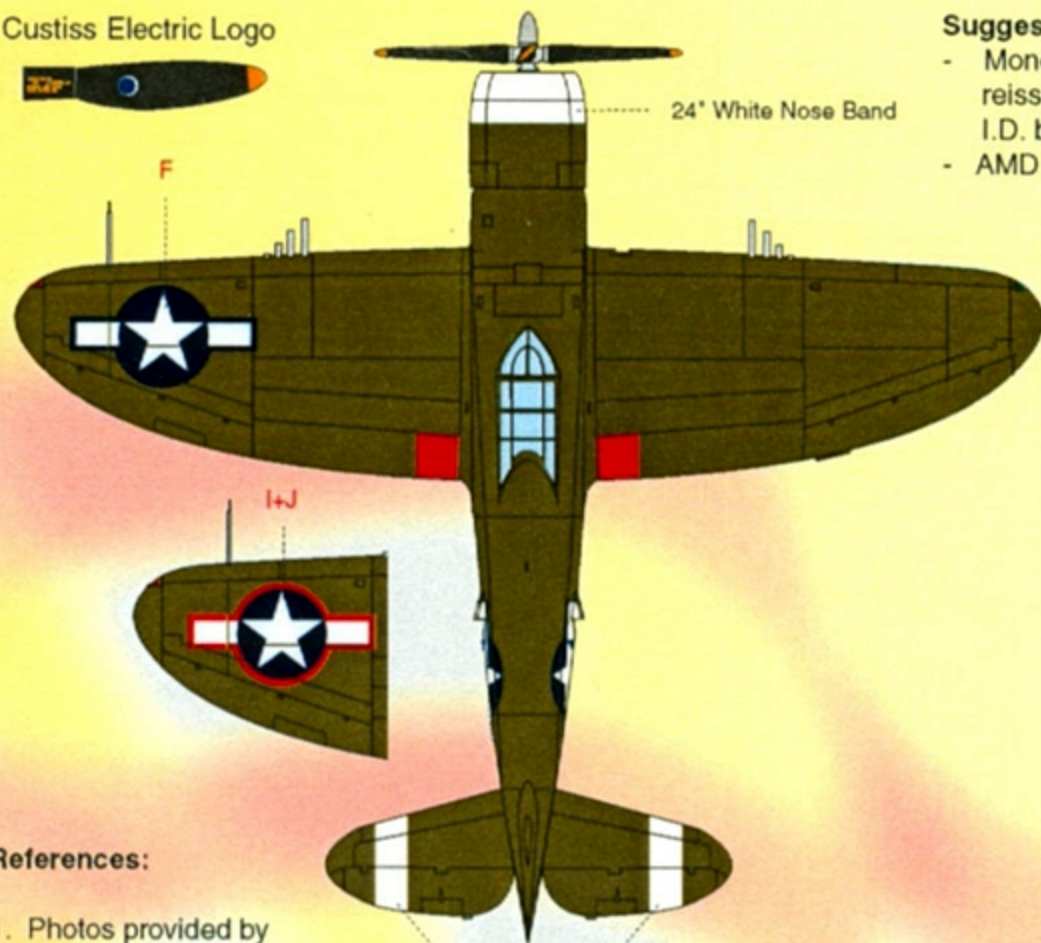
### Custiss Electric Logo



### Suggested Kits:

- Monogram P-47 Razorback, new reissued, Kit #85-5242. Use ETO I.D. bands from kit decals.
- AMD Stencils.

We would like to remind you that P-47 stencils are available to you on sheet #148-015.



### References:

1. Photos provided by Larry Davis...

THANKS LARRY!!!

### Note on National Insignia:

The Monogram P-47 Razorback has molded-in wing pylons that may be troublesome when decaling underwing stars and bars. If the pylons are to be left on, simply cut off the decals on the marks and discard the inner section.

**AeroMaster Decals™**

### Note to modellers:

Some of the aircraft in this series are P-47C or early D's, and require a little modification, mostly around the cowling flaps. For the P-47C, simply file off the two lower cowling flaps. P-47D is a different story. See Sqdn/Signal in Action # 1067 page 24. A very easy conversion.

### Recommended AeroMaster Warbird Colors Acrylic

1001	Gloss Clear	1014	Red
1002	Semi-Gls Clr	1015	Blue
1003	Flat Clear	1016	Green
1004	Tire Black	1040	Olive Drab 41
1011	Yellow	1041	Olive Drab 41 Faded
1012	White	1043	Neutral Gray 43
1013	Black		

### Recommended AeroMaster Warbird Colors Enamels

9001	Black	9012	Flat Clear
9002	White	9013	Semi-Gls Clr
9003	Yellow	9014	Gloss Clear
9004	Blue	9040	Olive Drab 41
9005	Red	9041	Olive Drab 41 Faded
9010	Tire Black	9043	Neutral Gray 43
9011	Glaze		