

**Upgrade:**  
For later updated CF-18s.

All graphics and decal printing by:  
**LEADING EDGE MODELS**  
CALGARY, AB  
CANADA  
[www.lemdecal.com](http://www.lemdecal.com)

Reference help by:  
Richard Girouard  
Carmen Bear  
Derek Heyes  
Daniel Solaine  
Derren Orr  
Colin Kunkel

**Decal Application**  
Model surface must have gloss finish for optimum results.  
  
Soak decal one at a time in **warm water**.  
Slide off carrier paper using a model brush.  
  
When in position apply decal softener over top of decal. (recommend Gunze brand "Mr. Mark Softener" green colour cap)

**LANDING GEAR & WHEEL WELLS: WHITE**  
  
**LANDING GEAR DOORS: WHITE WITH RED TRIM ALONG INSIDE EDGE**

**Upgrade:**  
New additional stencil both sides intakes. 2020 most of the fleet does not have this.

**Upgrade: Swept Antenna.**  
Attach/reattach this antenna after the false canopy decals have been applied.

**Upgrade: Nose Antenna Base.**  
Optbn: Apply together or separately depending on kits.

**Upgrade: Pan antenna**  
Extra darker grey decals supplied for the lighter grey drop tanks.

Anti-Slip Walkway is usually upper fuselage colour unless noted. Appears darker due to dirt collecting rough texture.

Extra decal for flaps down position.

**Upgrade:**  
RED LIGHT

AFT / TAIL FLS

**Upgrade: Swept Antenna.**  
Inside Tail: Upper fuselage FS # 35237

MEDIUM GRAY FS #35237

Wingtip rails are painted underside FS#36375 gray.

WING TIP SIDEWINDER LAUNCH RAIL

**LANDING GEAR DOORS: WHITE WITH RED TRIM ALONG INSIDE EDGE**

FS # 35237

FS#36375

Polished Natural Metal (both sides)

RADOME TAN

Optional false canopy decals.

**Decal Application**  
Model surface must have gloss finish for optimum results.

Soak decal one at a time in **warm water**. Slide off carrier paper using a model brush.

When in position apply decal softener over top of decal. (recommend Gunze brand "Mr. Mark Softener" green colour cap)

If kit has the upgrade antennas paint neutral gray.

METAL

**Upgrade: Nose Antenna Base.**  
Optbn: Apply together or separately depending on kits.

**Upgrade: Pan antenna**  
Extra darker grey decals supplied for the lighter grey drop tanks.

Anti-Slip Walkway is usually upper fuselage colour unless noted. Appears darker due to dirt collecting rough texture.

Extra decal for flaps down position.

RED LIGHT

RED LIGHT

GREEN LIGHT

GREEN LIGHT

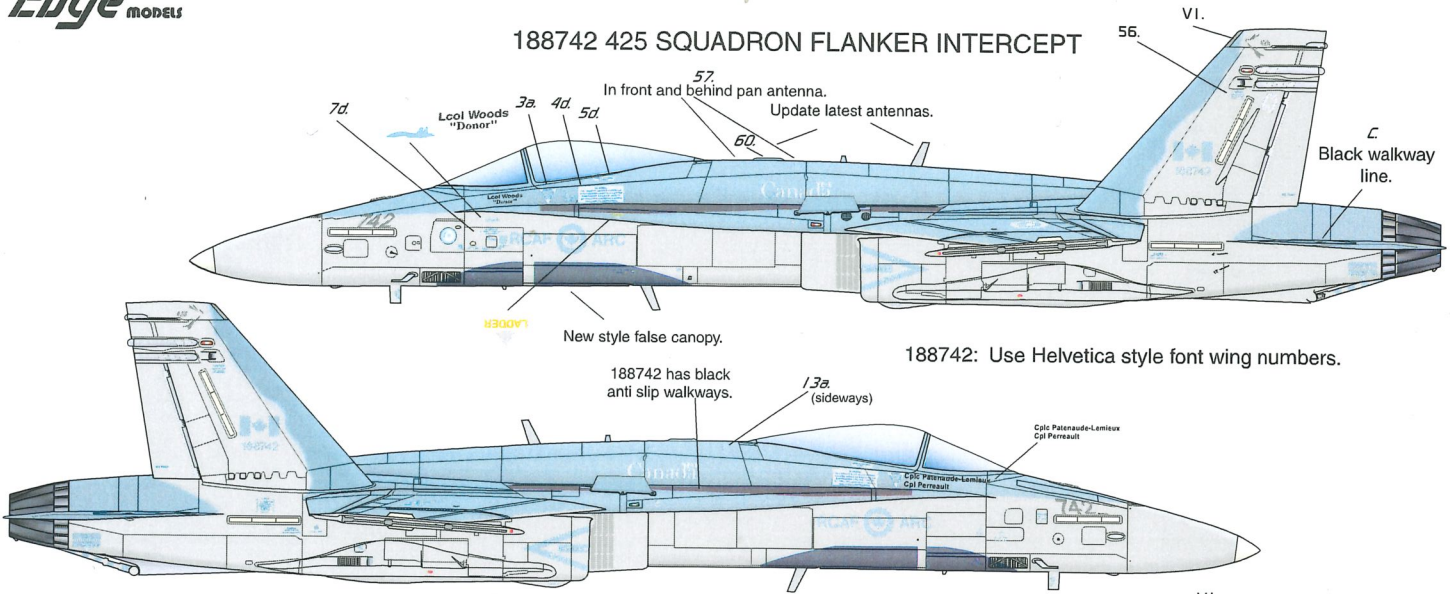
EARLY STYLE

LATE STYLE H.S. HP. K.S. HP. 1/48: "H" Hasegawa "K" Kinetic

**Upgrade:**

For later updated CF-18s.

**188742 425 SQUADRON FLANKER INTERCEPT**



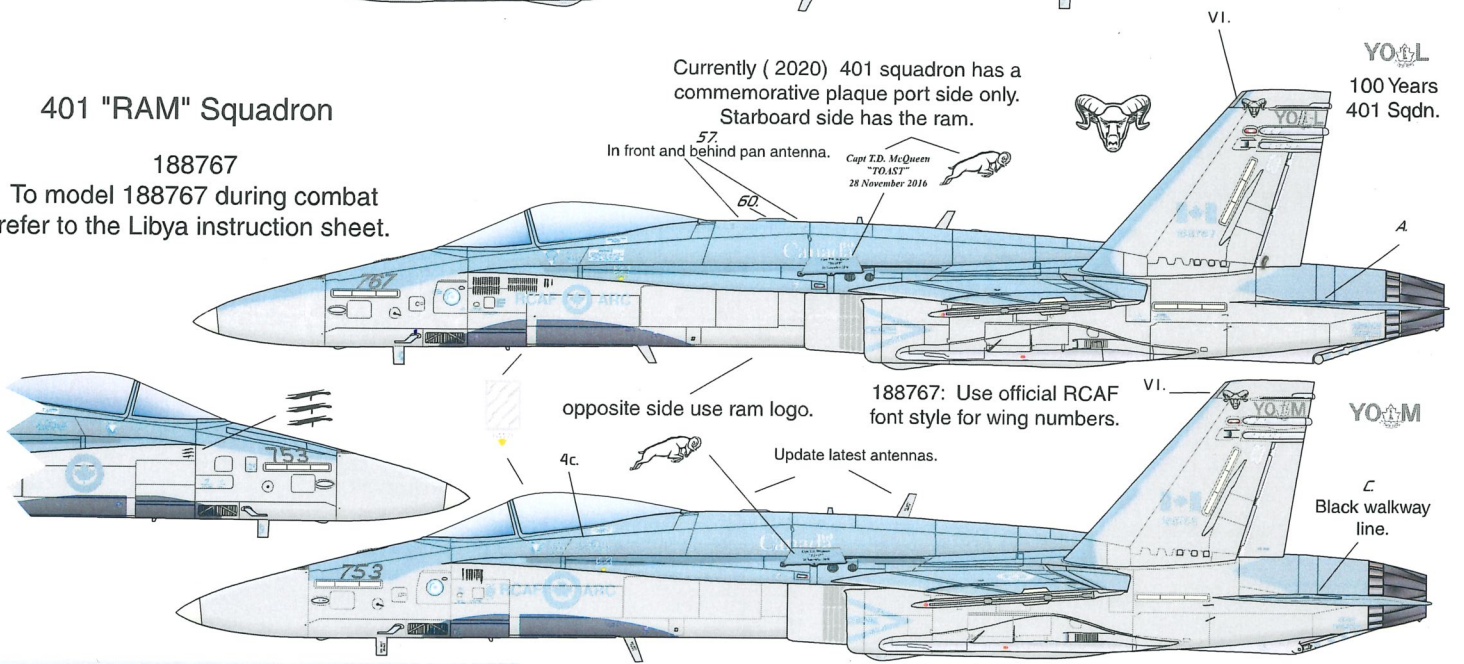
188742: Use Helvetica style font wing numbers.

**401 "RAM" Squadron**


188767

To model 188767 during combat refer to the Libya instruction sheet.

Currently (2020) 401 squadron has a commemorative plaque port side only. Starboard side has the ram.



188753 multi squadron options. 401 / 409 / 441 Sqdns & Balkin Rat. Unique CF-18 paint scheme with wing size roundels on fuselage.




## Desert Storm CF-18s 1991

Most squadron logos were removed for operations but a few were left on. Originally 416 and 439 aircraft but also aircraft from 421 and 441 were used.

188741 was from 421 squadron in 1990 but logo removed for Desert Storm.

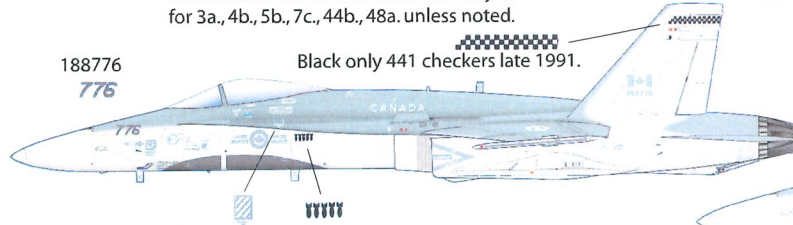
ARABIAN GULF 1990-91

Leading Edge MODELS

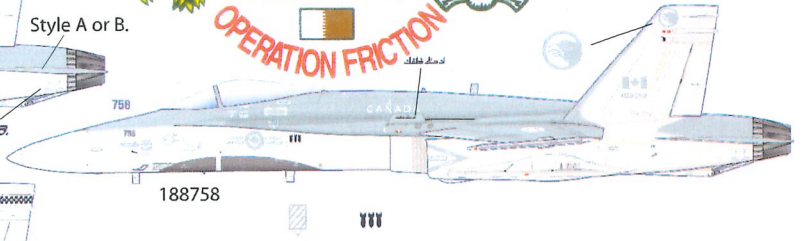


Style A or B.


All Desert Storm Aircraft used same styles for 3a., 4b., 5b., 7c., 44b., 48a. unless noted.



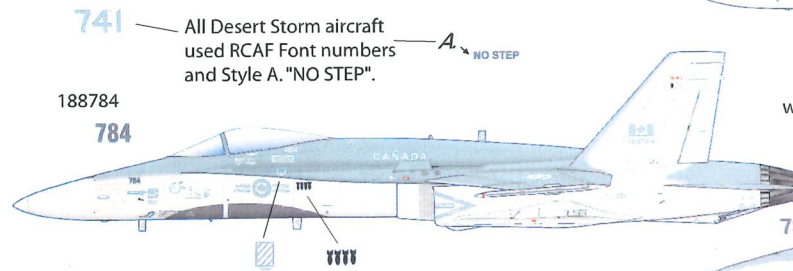
Black only 441 checkers late 1991.



188758




188782



741 All Desert Storm aircraft used RCAF Font numbers and Style A. "NO STEP".

Note: 188798 was one of only a few aircraft in theatre with the new style "Canada" markings. Contrary to sideview art published photos available only show the boat kill marking. 416 tail and lex fence logo applied after Desert Storm.



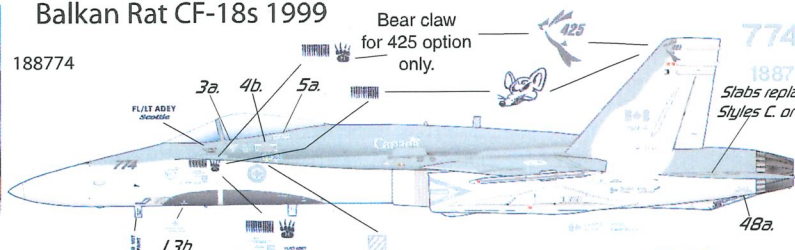
3c 188798

Use this variation of intake warning for 188798.

## Balkan Rat CF-18s 1999



Richard Girouard photos



Bear claw for 425 option only.

774

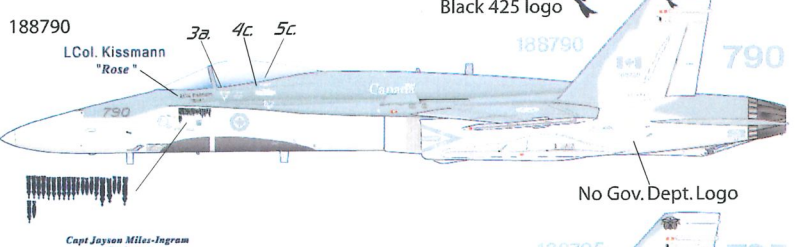
188774 Slabs replaces Styles C or D.



Dark Gray/Black Anti-slip Walkway

188776

Style D.




Black 425 logo

188790

790

No Gov. Dept. Logo



188795

795



# CF-18 CANADA COMBAT HORNETS - OPERATION MOBILE LIBYA 2011

Decal sets:  
72.87 1/72 Scale  
48.87 1/48 Scale  
32.87 1/32 Scale

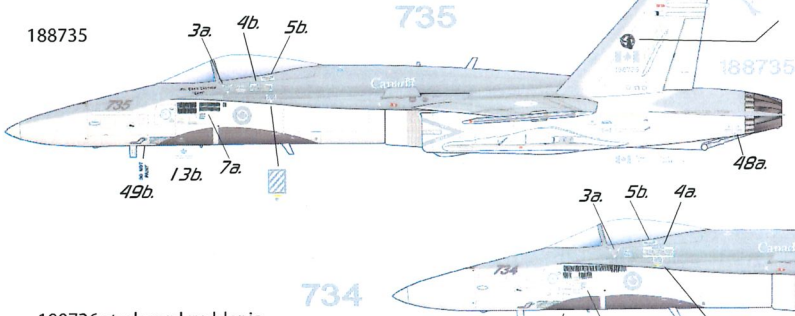
**Leading Edge**  
MODELS



188735  
Prior to application of mission marks and Sicily logo.

Upper gray 425 sqdn logo & Sicily logo applied after operations.


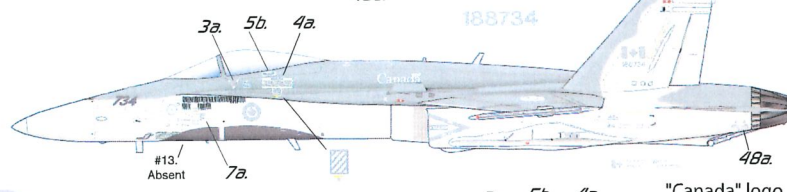
CF-18s of "Operation Mobile" based in Sicily for operations over Libya 2011.



188734 425 Sqdn logo is not completely painted out. Decal provide to show the ghost appearance of the logo.

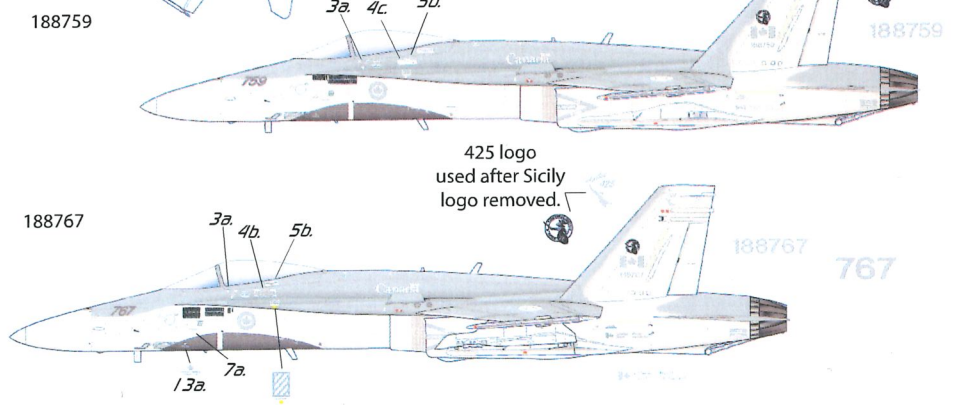
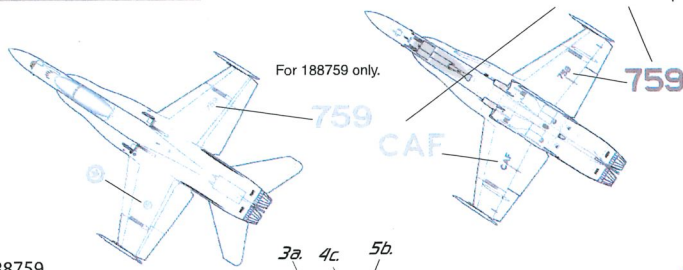


188736 starboard rudder is painted #36257 on both sides.



Note: Squadron logos were sprayed over with touch up paint for combat operations.

Underside of 188759 appears untouched form 1980s with 'CAF' instead of roundel but '759' is touched up to a darker gray. 188759 has since been repainted to current markings.



Leading Edge Models  
www.lemdecal.com

Photos provide by Darren Orr, Richard Girouard & Derek Heyes.




Richard Girouard photo



Richard Girouard photo


Helvetica  
Font

188786 Tupolev 160 "Black Jack" Bomber Intercept



786

188792 Cryllic "Check Six" Markings



#56 & #57 removed.


"Early" CANADA markings.

RCAF  
FONT

792

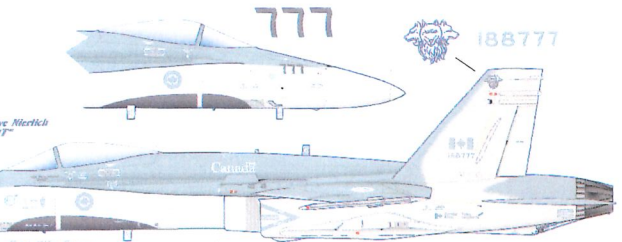
433 logo starboard  
425 logo port side

188791 1990  
Demonstration Jet



777


Capit Steve Merlich  
"BUNT"



RCAF  
FONT

777

188777 1996 William Tell  
Gunnery Competition "Top Gun"



718


188718

Helvetica  
Font

718

718

188718 Tupolev 98 "Bear" Bomber 2x Intercepts



Derek Heyes photo

**NOSE NUMBERS**

Small numbers; Used from delivery. Larger RCAF font started to appear around 1991 originally vertical as provided on 188758 & 188798 options in this set. Skewed numbers appeared very soon and were used on most aircraft. Desert Storm aircraft were a mix of number styles.

409, 421 & 439  
Baden, Germany

401, 425 & 433  
Bagotville Quebec


409, 410, 416 & 441 & AETE  
Cold Lake, Alberta



#56. & #57.  
Emergency canopy  
jettison removed  
in the late 1980's.

01234567899 style "A" small numbers

0123456789 style "B" large skewed RCAF font numbers



Outline Border Flag

RCAF Official Font Style Numbers

1980's "Early"



ARMED FORCES CANADA FORCES ARMÉES



01234567899

1990's "New"



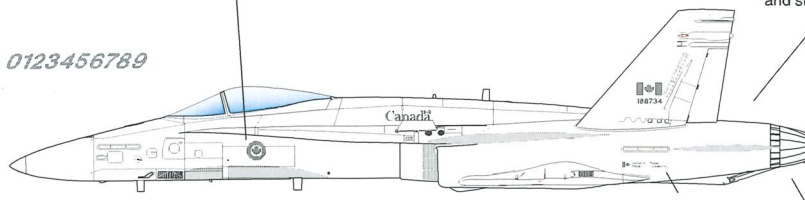
Canada



"Helvetica" Font Style Numbers

01234567899

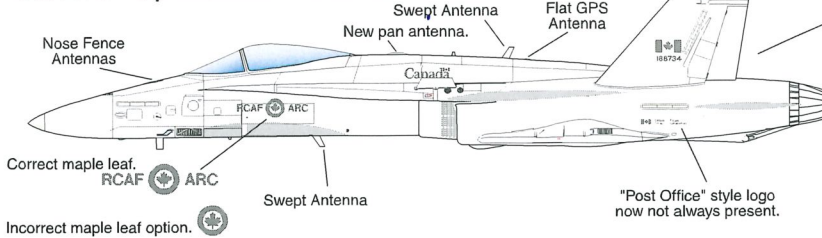
0123456789



Gov. dept. logos applied to rear area.  
2/3 flag changed to full flag many years ago but disregard to official drawings is the norm for this detail. Both styles still common.



**Current "Up Graded" Avionics Fit**



Nose Fence Antennas

Swept Antenna  
New pan antenna.

Flat GPS Antenna

Correct maple leaf.

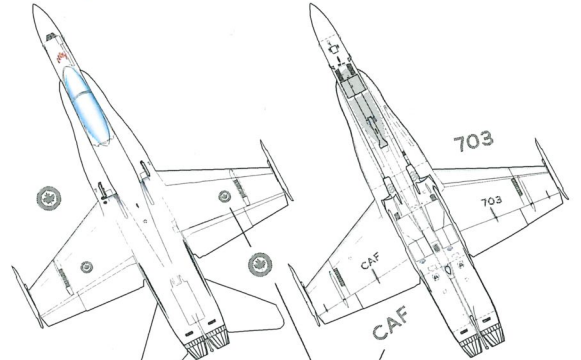


Incorrect maple leaf option.



Swept Antenna

"Post Office" style logo now not always present.





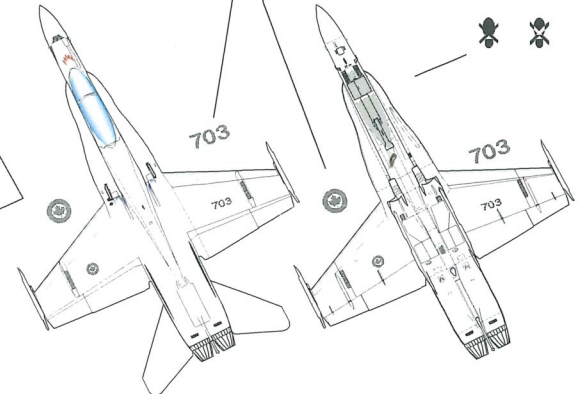


Several CF-18s have not been completely repainted and still have early RCAF font numbers in some places.

Wing markings changed with the removal of the "CAF" to upper and lower roundel and last 3 digit numerals upper and lower wings.

NO STEP

"NO STEP" changed to symbols. In spite of official drawings there are several variations of these symbols.



Upgrade Part: Nose Antennas

Upgrade Part: Swept Antennas

11. (Both Sides)

2. (Other Side)

1.

3.

5.

4.

8.

9.

10.

WWW.HAZERSFLIGHTLINE.COM