

AeroMaster.

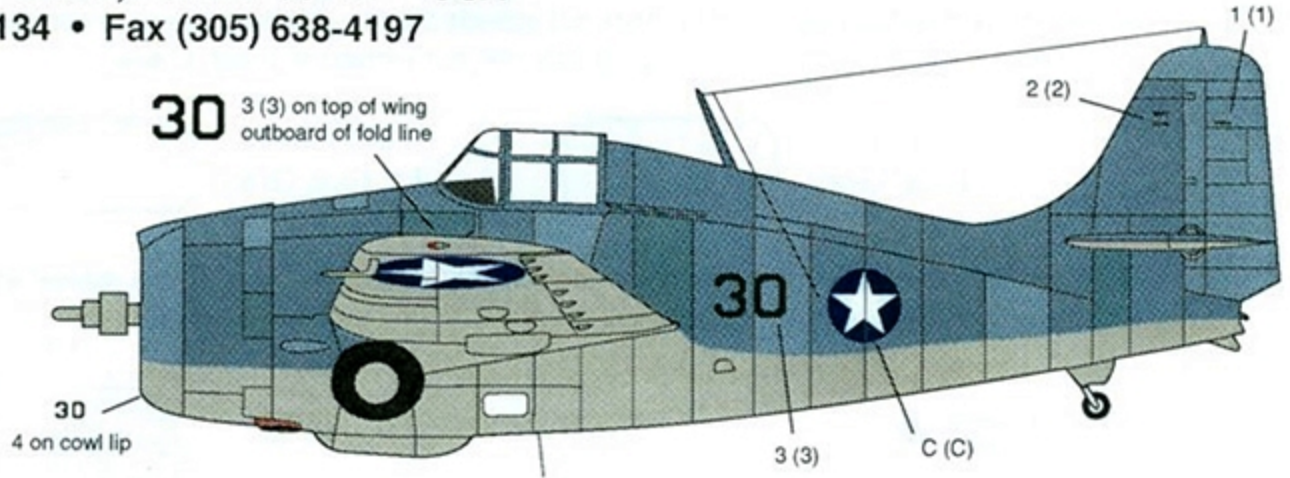


F4F Wildcat Collection Pt. II



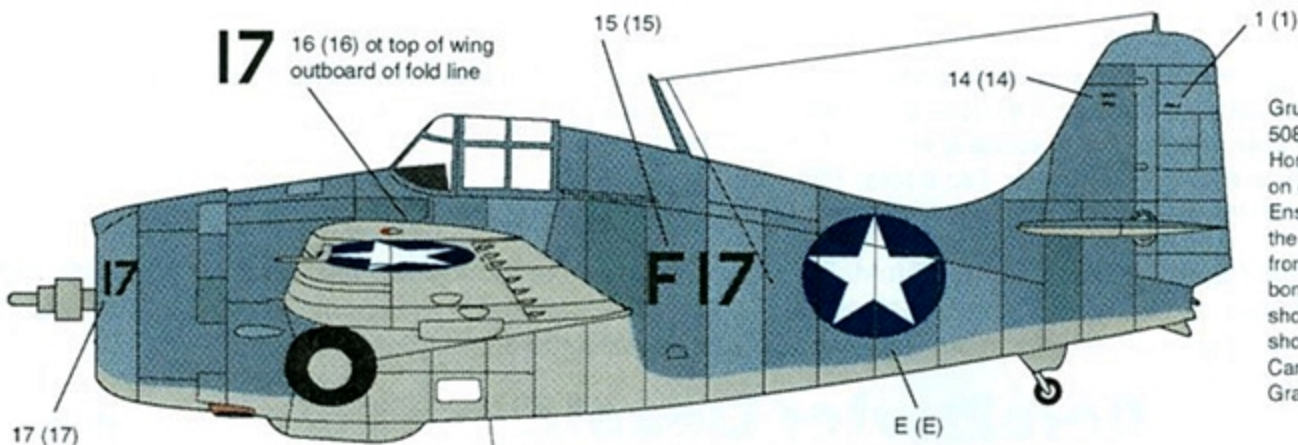
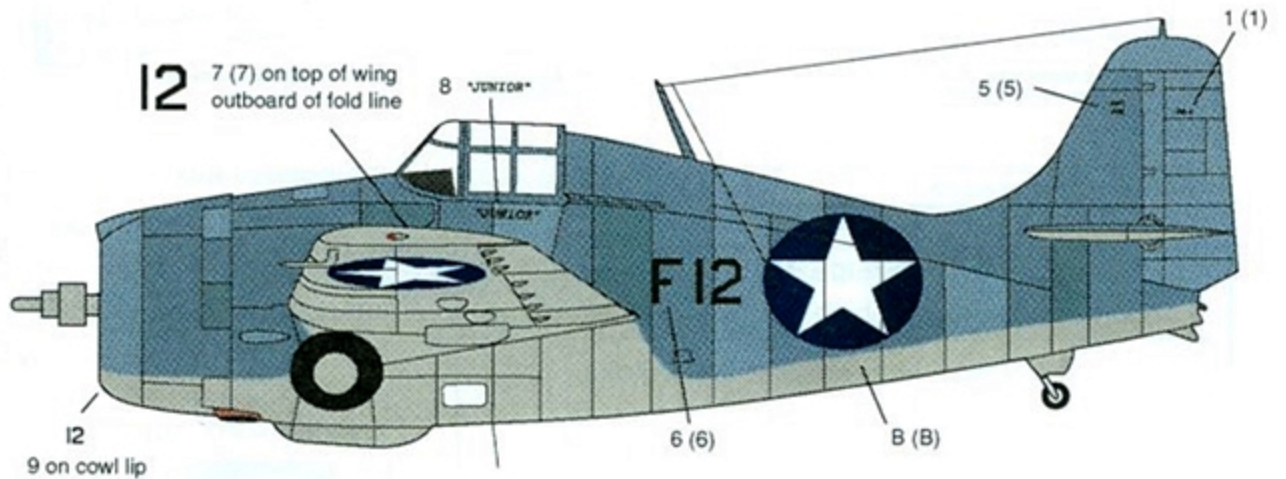
3615 NW 20th Ave • Miami, Florida 33142 • USA
 Tel. (305) 635-3134 • Fax (305) 638-4197

Grumman F4F-4 Wildcat, BuNo. 02148, #30, from VF-71 on the USS Wasp during the Battle of Guadalcanal and flown by Lt. Cmdr. Courtney Shands on 7 August 1942 in a predawn raid on the Japanese floatplane base on Tulagi Island. He was credited with strafing and burning four Zero floatplanes and one larger type flying boat. He had no aerial kills by war's end, however. Camouflage is Blue Gray over Light Gray.



Grumman F4F-4 Wildcat, BuNo. unknown, #G1, from unknown unit, mid-1943. Camouflage is Non-specular Sea Blue on upper surfaces, Intermediate Sea Blue on fuselage sides, and White on lower surfaces. Note small whip antenna on fuselage spine.

Grumman F4F-4 Wildcat, BuNo. 5192, #F12, 'JUNIOR' from VF-5 on the USS Saratoga, as flown by Lt. James J. 'Pug' Southerland II on 7 August 1942 when he shot down a Japanese landplane to record the first aerial kill of the Guadalcanal Campaign. After shooting the bomber down, Southerland was jumped by a flight of four Zeros, one of which was flown by PO1c Saburo Sakai of the Tainan Air Group. He was forced to bail out and 'JUNIOR' was lost. Southerland had 5 kills confirmed by the end of the war. Camouflage is Blue Gray over Light Gray.



Grumman F4F-4 Wildcat, BuNo. 5089, #F-17, from VF-8 on the USS Hornet during the Battle of Midway on 4 June 1942 when it was flown by Ensign Stephen W. Groves as part of the combat air patrol. When bombers from the IJN carrier Hiryu tried to bomb the USS Yorktown, Groves shot down one bomber before being shot down himself and killed. Camouflage is Blue Gray over Light Gray.

AeroMaster Decals™

Although the *Warbird Colors* Range does not include the two required colors to complete these models, we are providing you with our version of these shades.

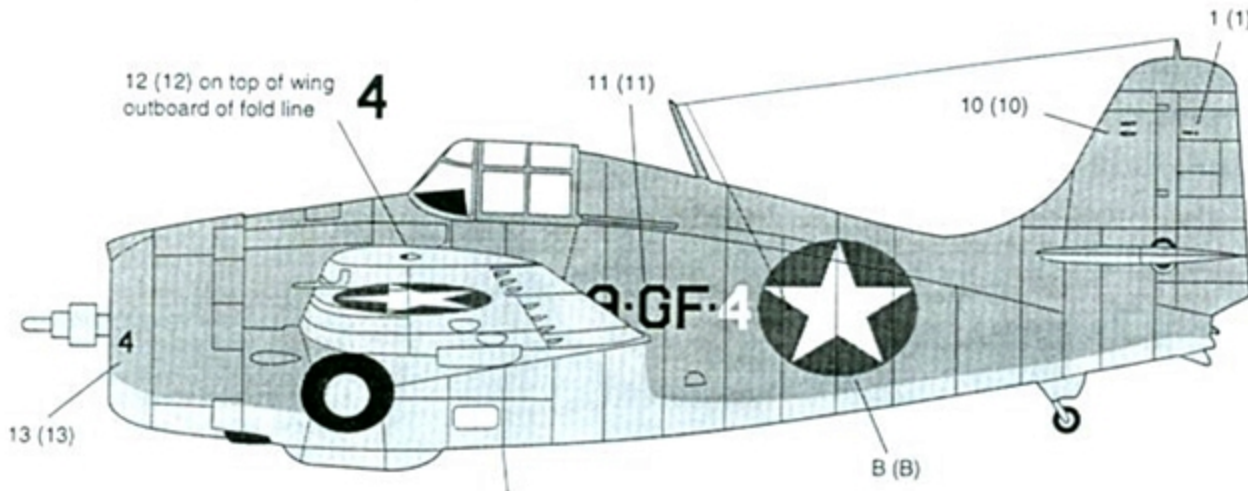
US Navy
Blue Gray



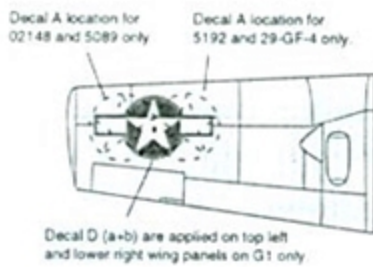
US Navy
Lt. Gull Gray



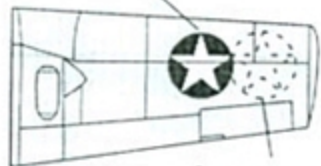
To our knowledge, there is not a good match for the blue gray on the market at this time.



Grumman F4F-4 Wildcat, BuNo. unknown, #29-GF-4, from VGF-29 on the USS Santee in late 1942. This squadron performed as forward air controllers who had the job of directing battleship and cruiser shore bombardments. VGF-29 participated in Operation Torch, the invasion of North Africa in October 1942. Camouflage is Blue Gray over Light Gray. During the Torch invasion, their aircraft had wide yellow circles painted around the national stars.



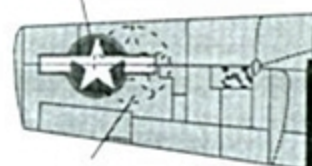
Decal A location for 5192 and 29-GF-4 only.



Decal A location for 5192 and 29-GF-4 only.

Decal A location for 02148 and 5089 only.

Decal D (a-b) are applied on top left and lower right wing panels on G1 only.



Decal B location (all except G1)

Location of top wing numbers if used.



Decal B location (all except G1)

Note: To complete all 5 1/48th scale Wildcats you will need AeroMaster sheet #48-053.

We recommend **AeroMaster Warbird Colors** to compliment your high quality **AMD** decals

Colors required to complete the aircraft depicted on this decal sheet.

9001 Black	9004 Blue	9044 Sea Blue
9002 White	9005 Red	9046 Int. Blue
9003 Yellow	9010 Tire Black	9056 Lt. Gull

Suggested Kits:

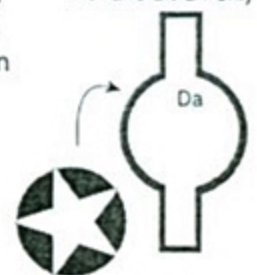
Tamiya 1/48
F4F-4 Wildcat

Hasegawa 1/72
F4F-4 Wildcat

Our Thanks To:

John B. Lundstrom
(for his books & Advice)
Jon Jernegan
(for his suggestion)
James Stratton

For aircraft G1 only



Propeller Markings



Cuff can be black or silver. Use contrasting color stencil decal. Yellow Tip.

References:

1. *The First Team*, Pacific Air Combat from Pearl Harbor to Midway, by John B. Lundstrom. Naval Institute Press, 1984, 690p.
2. *The First Team and the Guadalcanal Campaign*, by John B. Lundstrom, Naval Institute Press, 1994, 547p.
3. *The Wildcat in WWII*, by Barrett Tillman, The Nautical & Aviation Pub. Co., 1983, 270p.
4. *F4F Wildcat*, Detail And Scale #30, by Bert Kinzey, Tab Books, 1988, 72p.
5. *F4F Wildcat in Action*, Aircraft No. 84, by Don Linn, Squadron Signal Pubs., 1988, 50p.

If you have suggestions for future subject matter, AeroMaster would like to hear from you. Our goal is to provide high quality, well researched decals of unusual and interesting subjects. We value our customers' inputs, so if you have specific suggestions or photographs of unusual subject matter which you would be willing to share, please contact:

AeroMaster Decals™
3615 NW 20th Ave • Miami, Florida 33142 • USA

48-149
72-094