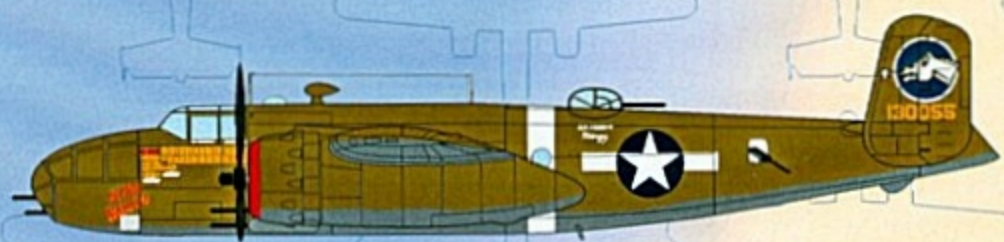


PRODUCTS

AeroMaster™

MITCHELL COLLECTION PT. IV



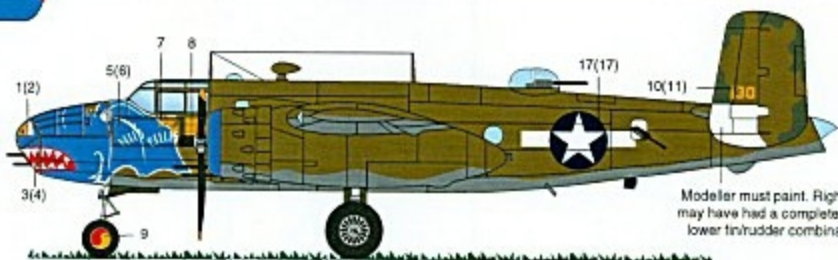
Suggested Kit: Accurate Miniatures B-25

MITCHELL COLLECTION PT. IV



Recommended Blue
FS 35250


1



Modeler must paint. Right side may have had a complete White lower fin/rudder combination.

• "Hell's Belles", B-25D-1, #41-30019. 499th Bombardment Squadron, 348th Bomb Group, Port Moresby, November 1943. Upper surfaces Olive Drab with Medium Green splotching on wings and tail surfaces. Neutral Gray undersides. Note replacement port rudder, leaving only a partial serial number. Medium blue cowl rings. Note plexiglas tail cone has been cut away, most likely to provide for fitting an additional hand-held machine gun. Aircraft had .50 caliber machine guns in small rear fuselage windows. Mask your canopy. Spray paint your Medium Blue color. Mask your cowling ring. Transfer the masking template to masking paper or whatever masking you use. Cut it and apply to the nose section following the instructions. Paint your Olive Drab and Neutral Gray colors. Remove the masking over the Medium Blue color. (Not your transparencies). Make sure the colors are glossy. Use your decal five and six to trim the Blue and the Olive Drab/Neutral Gray colors.

2



Rita's Wagon, a veteran of the 500th B.S. wears a coat of Olive Drab over Neutral Gray, with Red cowling lips. This B25 D-5 was the last D type serving with the unit. Flown by Lt. Colonel Max H. Mortensen, Rita's Wagon flew the most daring mission from Wewak to Rabaul. Retired on December 1, 1944 after 18 months of combat, the A/C flew over 100 missions in the SWP Theatre, and had the honor of dropping a "kitchen sink" during a raid on Sidate Airfield, in the North Celebes Island. No joke! For more on the story, read page 190, reference 4.