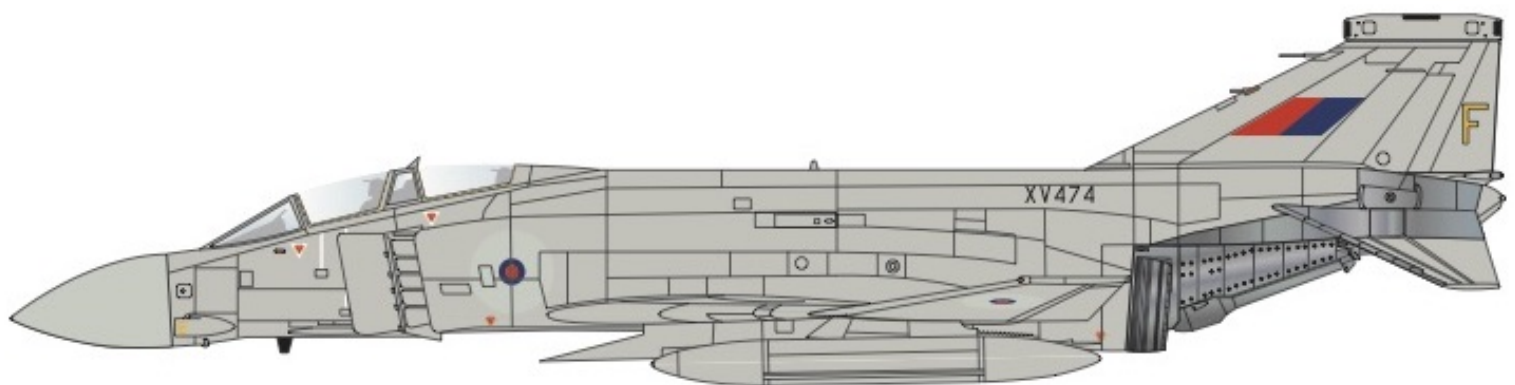


Royal Air Force McDonnell Douglas FGR.2 Phantom Pt6



For the best results these decals should be applied to a gloss surface such as provided by either Xtracolor or Xtracrylix paints. Cut out the decal required and soak in warm water until the decal is released from the backing paper. Wet the area to be decaled with MICRO SET which will help to eliminate air trapped under the decal and position the decal.

After 5 or 10 minutes wet the decal with MICRO SOL which will soften the decal and ensure that it settles down over any surface detail. Allow the decal to dry for at least 12 hours. During this time some wrinkling of the decal may occur, this is normal. Do not touch the decal at this time.

Carefully check for small air bubbles and if there are any prick with a needle and apply a drop of MICRO SOL. After all air bubbles have been eliminated and the decals are dry wash the entire model with water to remove any excess decal adhesive.

When completely dry the whole model should be sprayed with a coat of Xtracolor or Xtracrylix Flat, Satin or Gloss varnish depending on the finish required.

Store in a cool dry place, avoid sunlight, dampness or extremes of temperature and/or humidity.

XV474 was finished in an experimental
 Medium Sea Grey BS381C:637 over Light Aircraft Grey BS381C:627 scheme.


McDonnell Douglas
 Phantom FGR.2, XV474, 'F'
 of Royal Air Force,
 based at RAF Aldergrove,
 Northern Ireland,
 1978.



Modellers Note:
 This Phantom had the fin tip
 RWR antenna fitted.

McDonnell Douglas
 Phantom FGR.2, XV498, 'U'
 of 92 Squadron,
 Royal Air Force,
 on detachment to RAF Akrotiri,
 Cyprus, 1989.

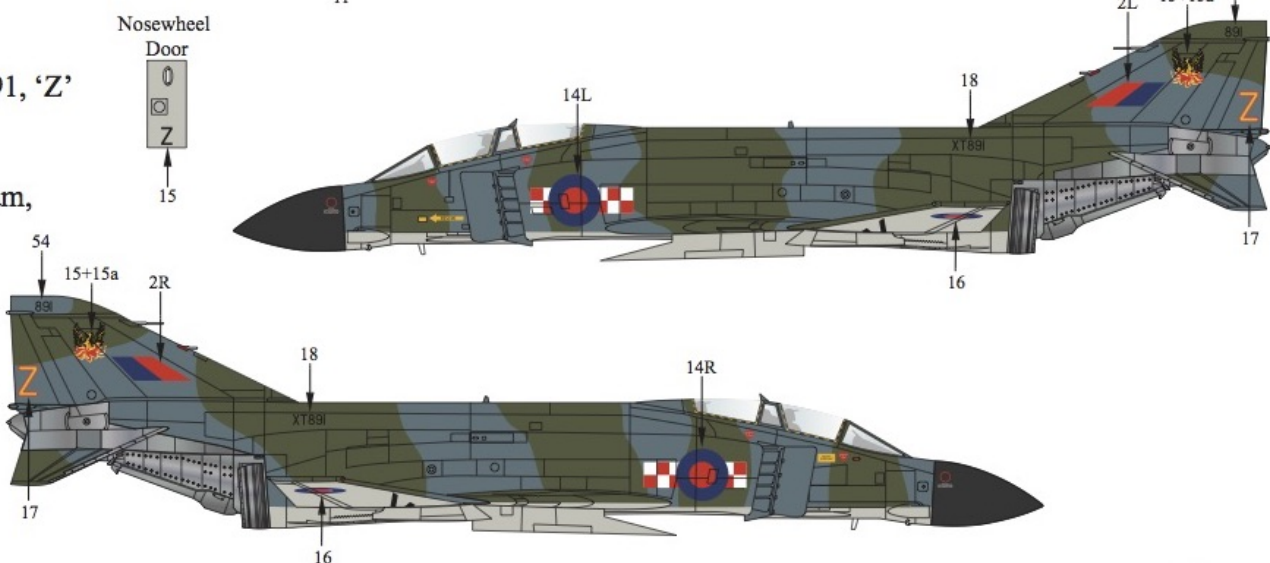
The vertical fin on XV498 was finished in
 Roundel Blue BS381C:110.



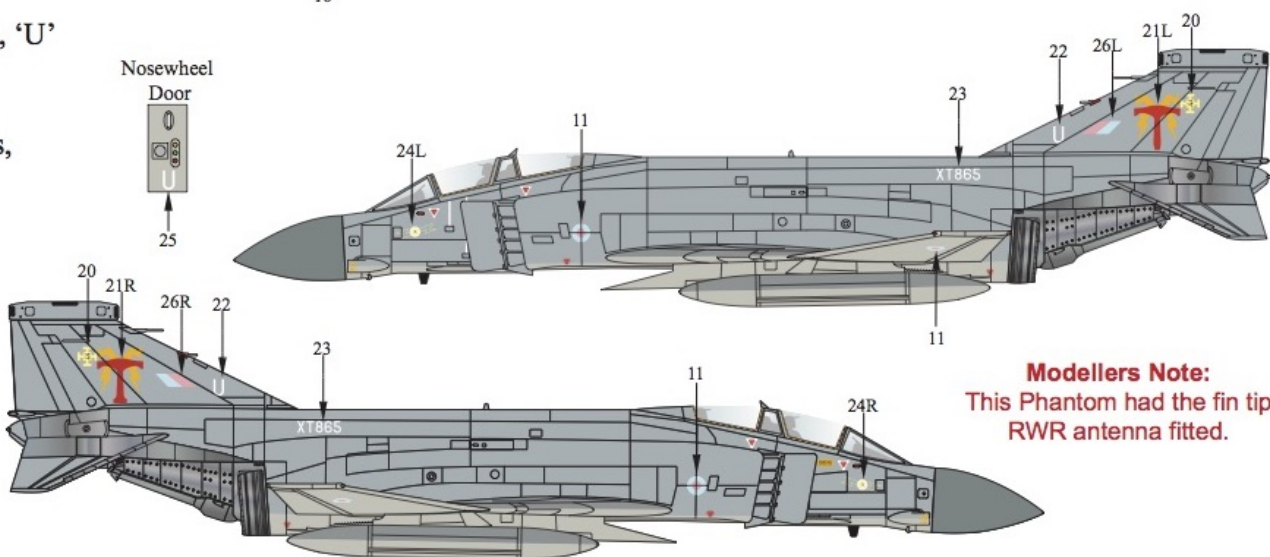
Modellers Note:
 This Phantom had the fin tip
 RWR antenna fitted.

The '4000' on the fin was applied
 in reference to Wing Commander
 Dave Pollington reaching 4000
 hours mark whilst flying the
 Phantom during his career.

McDonnell Douglas
 Phantom FGR.2, XT891, 'Z'
 of 43 Squadron,
 Royal Air Force,
 based at RAF Wattisham,
 UK,
 May, 1978.




McDonnell Douglas
 Phantom FG.1, XT865, 'U'
 of 111 Squadron,
 Royal Air Force,
 based at RAF Leuchars,
 Scotland,
 July, 1980.



Modellers Note:
 This Phantom had the fin tip
 RWR antenna fitted.

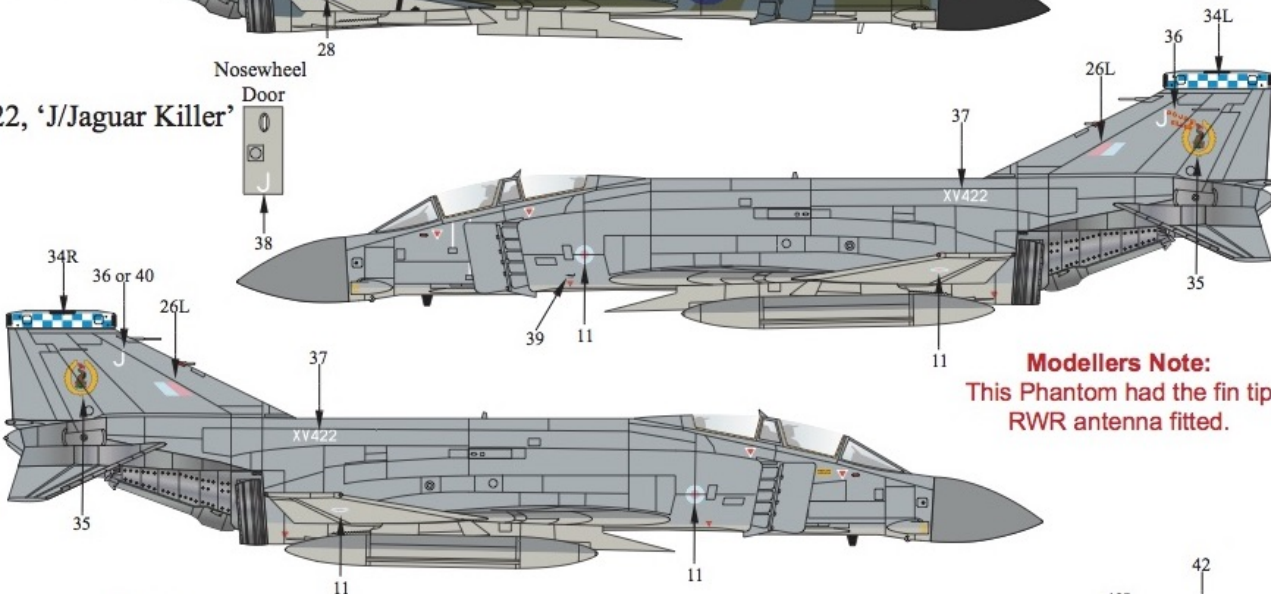
It can only be assumed that XT865
 was possibly 'Zapped' at some
 point by Danish Air Force
 personnel whilst either XT903 was
 over in Denmark or by visiting
 Danish pilots and groundcrew.

McDonnell Douglas
 Phantom FGR.2, XV403, '403',
 of 6 Squadron,
 Royal Air Force,
 deployed to RAF Luqa,
 Malta,
 1969.



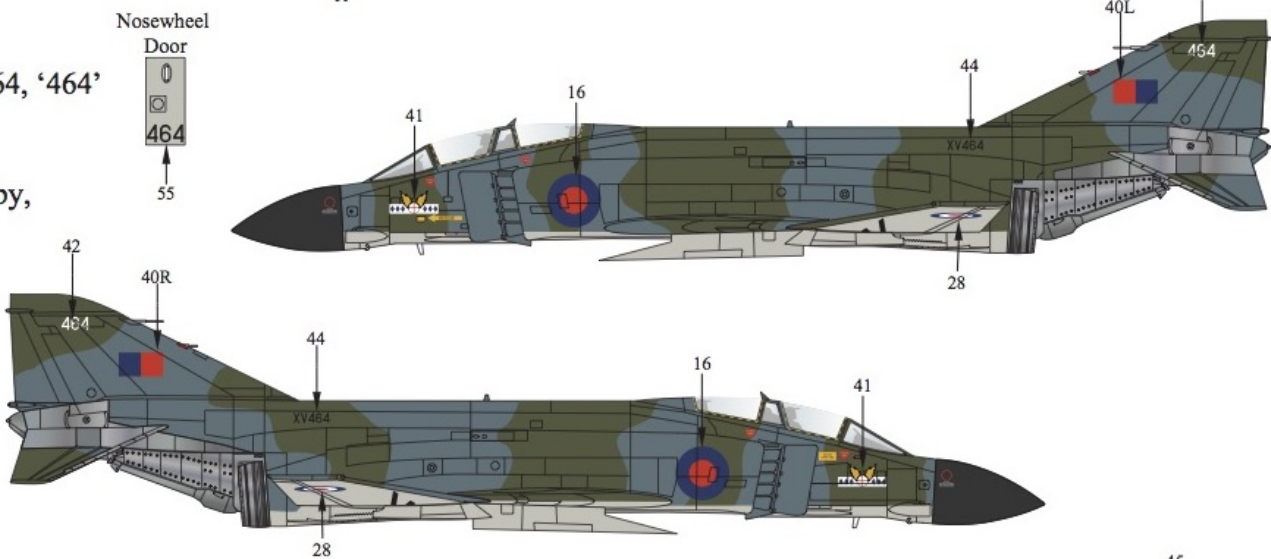
McDonnell Douglas
 Phantom FGR.2, XV422, 'J/Jaguar Killer'
 of 19 Squadron,
 Royal Air Force,
 on detachment to
 RAF Decimomannu,
 Sardinia,
 1989.

XV422 was the Phantom that
 accidentally shot down a 14
 Squadron Jaguar GR.1, XX963
 flown by Steve Griggs over the
 Bruggen area of Germany on May
 25 1982. Steve Griggs survived the
 contact with minor injuries.

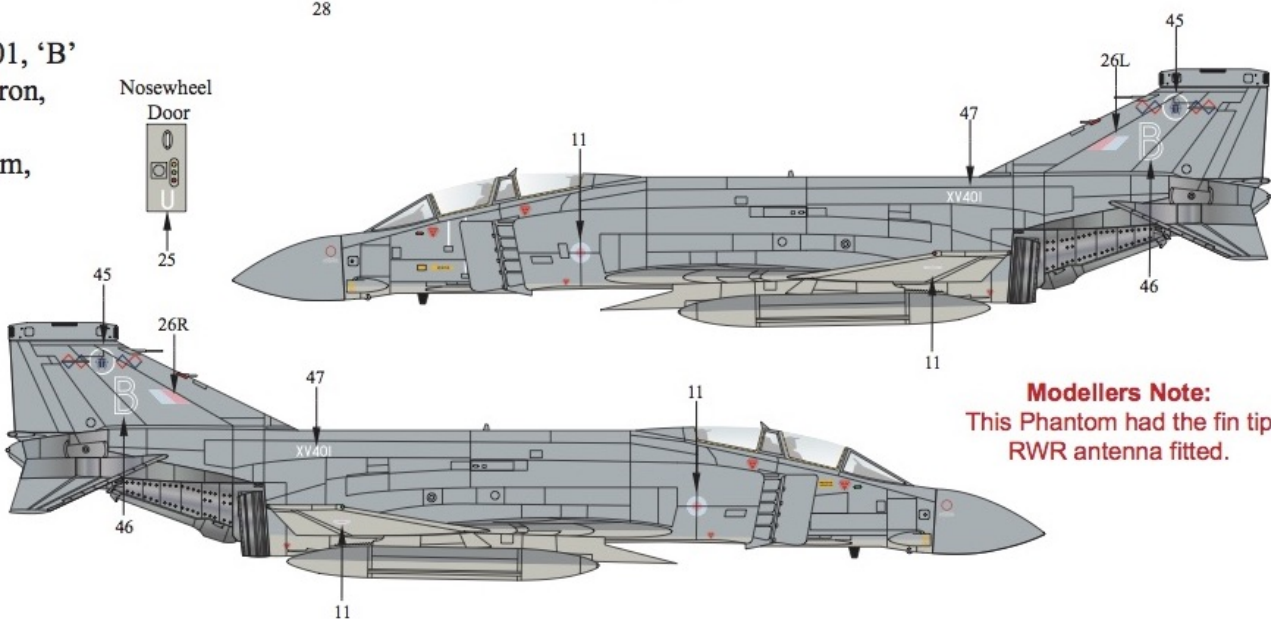


Modellers Note:
 This Phantom had the fin tip
 RWR antenna fitted.

McDonnell Douglas
 Phantom FGR.2, XV464, '464'
 of 14 Squadron,
 Royal Air Force,
 based at RAF Coningsby,
 UK,
 1974.



McDonnell Douglas
 Phantom FGR.2, XV401, 'B'
 of 228 OCU, 64 Squadron,
 Royal Air Force,
 based at RAF Wattisham,
 UK,
 1988.

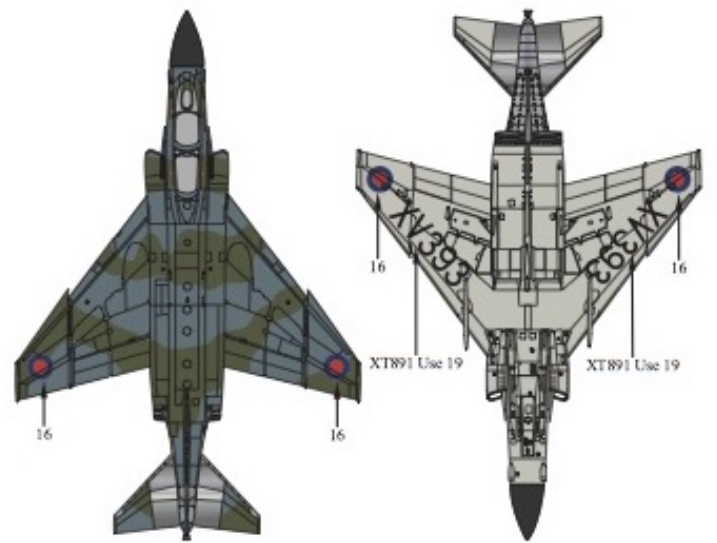
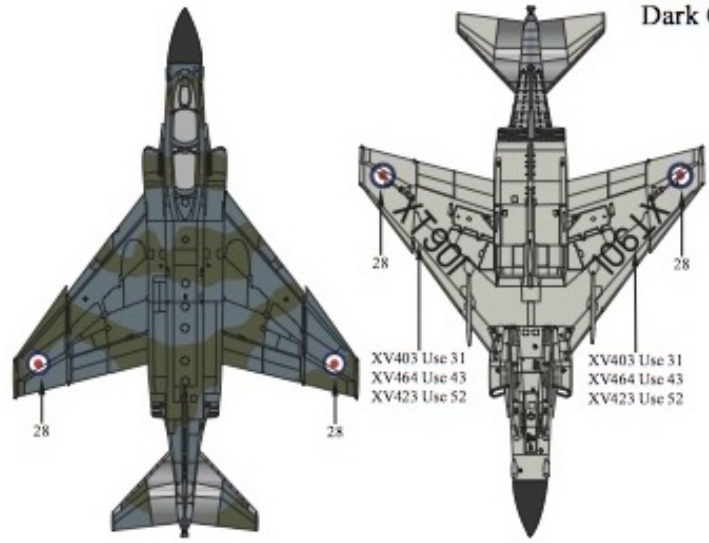


Modellers Note:
 This Phantom had the fin tip
 RWR antenna fitted.

McDonnell Douglas
Phantom FGR.2, XV423, 'R',
of 6 Squadron,
Royal Air Force,
based at RAF Coltishall,
UK,
1974.

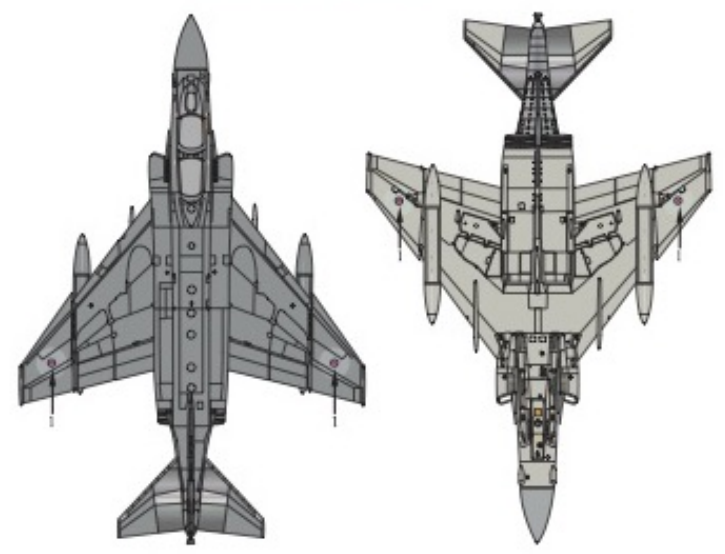
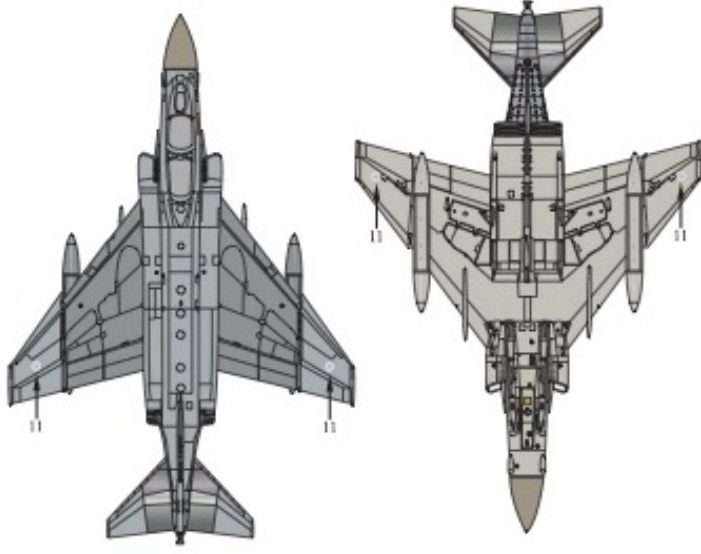


Camouflaged aircraft were finished in
Dark Green BS381C:241 and Dark Sea Grey BS381C:638 uppersurfaces
over Light Aircraft Grey BS381C:627 undersides.



'Lo-Viz' aircraft were finished in Camouflage Grey BS381C:626
fuselage and outer wingtips with
Medium Sea Grey BS381C:637 innerwing areas.
Light Aircraft Grey BS381C:627 undersides.

XV474 was finished in overall
Roundel Blue BS381C:110.



Xtracolor Paints

- X001 BS381C:241 Dark Green
- X003 BS381C:637 Medium Sea Grey
- X004 BS381C:638 Dark Sea Grey
- X015 BS381C:627 Light Aircraft Grey
- X030 BS381C:110 Roundel Blue
- X404 Matt Black
- X502 Natural Steel

Paints:

The colours used on these aircraft can be found in the
Xtracolor (prefix number with X) and Xtracrylix
(prefix number with XA1) range of paints.

Xtracrylix Paints

- XA1001 BS381C:241 Dark Green
- XA1003 BS381C:637 Medium Sea Grey
- XA1004 BS381C:638 Dark Sea Grey
- XA1015 BS381C:627 Light Aircraft Grey
- XA1030 BS381C:110 Roundel Blue