


## Westland Sea King Collection Pt2



For the best results these decals should be applied to a gloss surface such as provided by either Xtracolor or Xtracrylix paints. Cut out the decal required and soak in warm water until the decal is released from the backing paper. Wet the area to be decaled with MICRO SET which will help to eliminate air trapped under the decal and position the decal.


After 5 or 10 minutes wet the decal with MICRO SOL which will soften the decal and ensure that it settles down over any surface detail. Allow the decal to dry for at least 12 hours. During this time some wrinkling of the decal may occur, this is normal. Do not touch the decal at this time.

Carefully check for small air bubbles and if there are any prick with a needle and apply a drop of MICRO SOL. After all air bubbles have been eliminated and the decals are dry wash the entire model with water to remove any excess decal adhesive.

When completely dry the whole model should be sprayed with a coat of Xtracolor or Xtracrylix Flat, Satin or Gloss varnish depending on the finish required.

Store in a cool dry place, avoid sunlight, dampness or extremes of temperature and/or humidity.

Westland Sea King HAR.3  
 XZ295,  
 of 302 Squadron,  
 Royal Air Force,  
 based at RAF Lossiemouth,  
 1990s.




XZ589 was finished in overall Gloss BS381C:356 Golden Yellow with Matt BS381C:642 Black windscreen and exhaust areas.




**Modellers Note:**  
 Six bladed tail rotor fitted.

Westland Sea King HAR.3  
 XZ591  
 of 202 Squadron,  
 Royal Air Force,  
 based at RAF Brawdy,  
 1983.

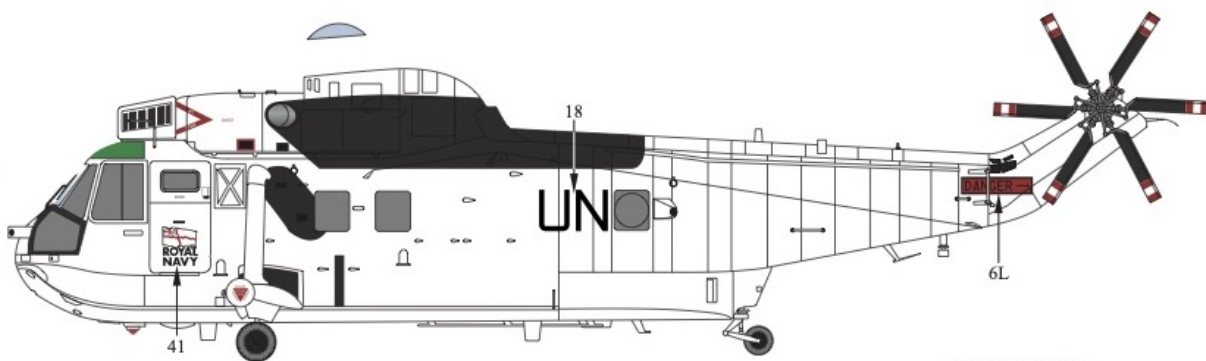
XZ591 was finished in overall Satin BS381C:638 Dark Sea Grey.



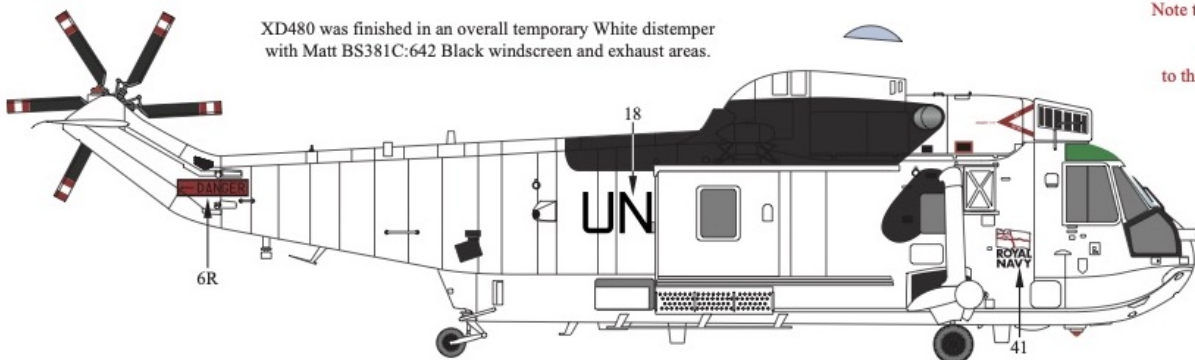
**Modellers Note:**  
 Additional antennae and avionics 'bumps' seem to have been added to this airframe on the tailboom.  
 Six bladed tail rotor fitted.



Westland Commando HC.4  
 ZD480,  
 of 845 Naval Air Squadron,  
 used in United Nations  
 duties,  
 seen at RNAS Yeovilton,  
 14 July, 1995.

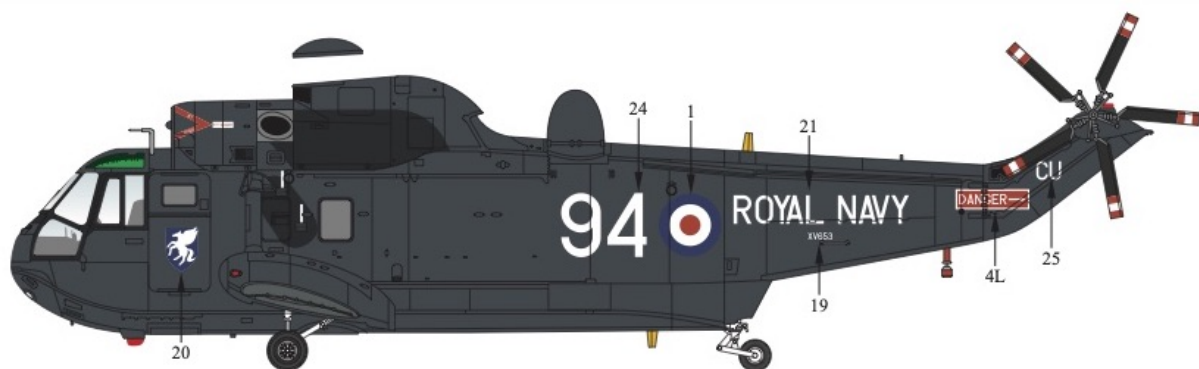


ZD480 was finished in an overall temporary White distemper with Matt BS381C:642 Black windscreen and exhaust areas.




**Modellers Note:**  
 Note this Sea King had a Pale Blue rotor head covering.  
 Probably as a 'nod of the head' to the 'UN Peace Keeping forces Pale Blue Beret.

Westland Sea King HAS.1  
 XV653, '94'  
 of 706 Naval Air Squadron,  
 Royal Navy,  
 based at RNAS Culdrose,  
 1977.




XV653 was finished in  
 overall Gloss BS381C:633 RAF Blue Grey  
 with Matt BS381C:642 Black exhaust areas.

**Modellers Note:**  
 Early five bladed tail rotor fitted and open engine  
 air intakes.




Westland Sea King HAR.3  
 XZ599  
 of 78 Squadron,  
 Royal Air Force,  
 based at RAF Mount Pleasant,  
 Falkland Islands,  
 1996.

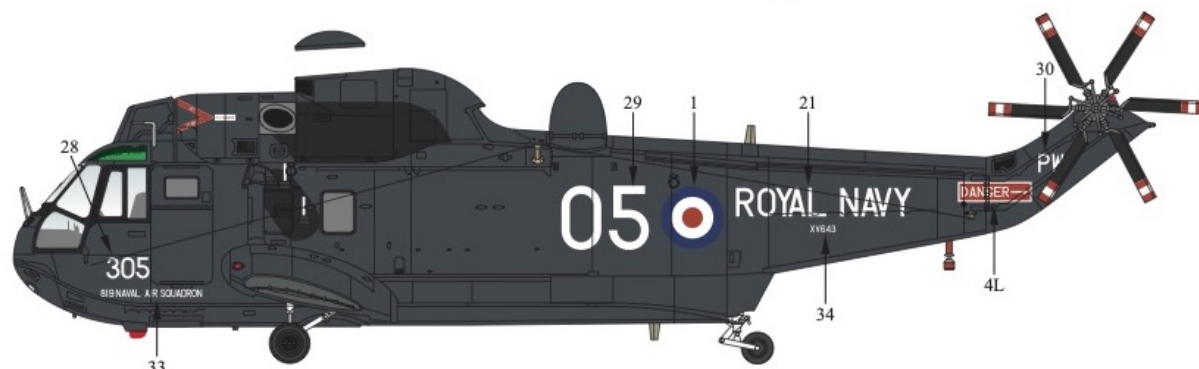
XZ599 was finished in  
 overall Satin BS381C:638 Dark Sea Grey.



**Modellers Note:**  
 Additional antennae and avionics 'bumps' seem to  
 have been added to this airframe on the tailboom.  
 Six bladed tail rotor fitted.

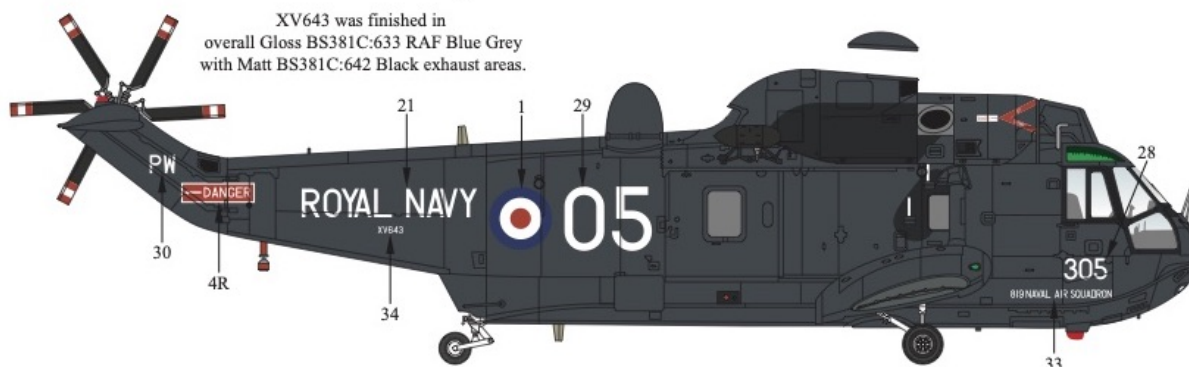


Westland Sea King HAS.2a  
 XV643, '305'  
 of 819 Naval Air Squadron,  
 Royal Navy,  
 based at RNAS Prestwick,  
 1980.




XV643 was finished in  
 overall Gloss BS381C:633 RAF Blue Grey  
 with Matt BS381C:642 Black exhaust areas.

**Modellers Note:**  
 Six bladed tail rotor fitted.

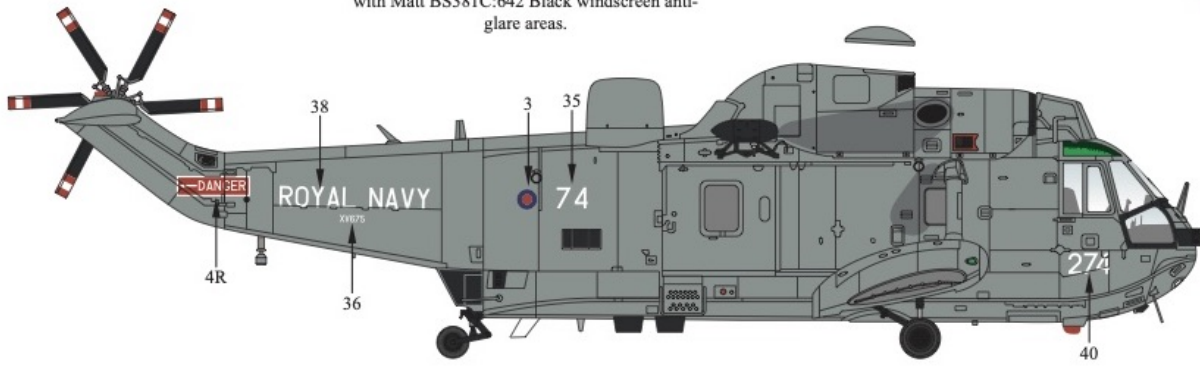


Westland Sea King HAS.5  
 XV675, '274'/'74'  
 of 814 Naval Air Squadron,  
 Royal Navy,  
 based at RAF Lossiemouth,  
 1985.




XV675 was finished in overall Satin BS381C:637 Medium Sea Grey with Matt BS381C:642 Black windscreen anti-glare areas.

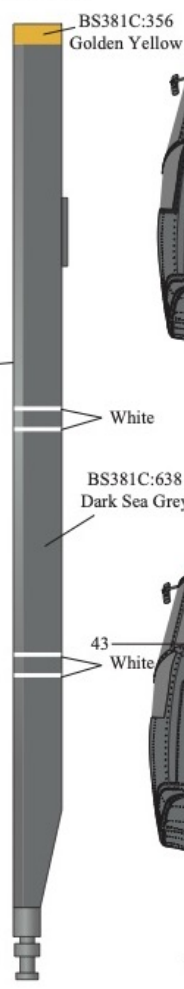
**Modellers Note:**  
 Six bladed tail rotor fitted.



Westland Sea King HAR.3  
 XZ295.



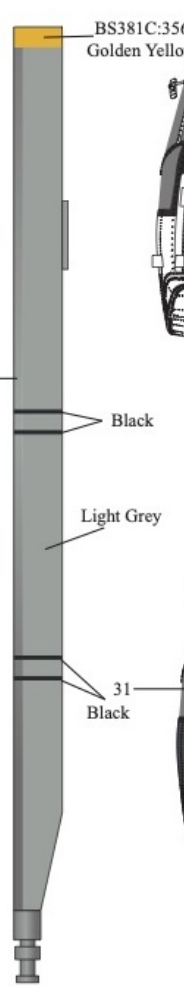
Uppersurfaces of Main  
 Rotor Blades



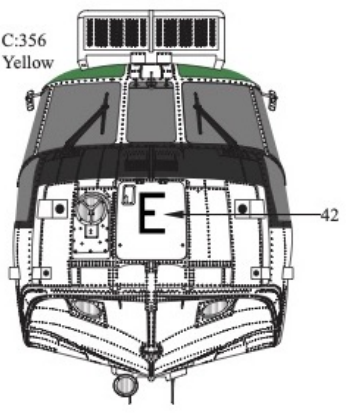
Westland Sea King HAR.3  
 XZ591.



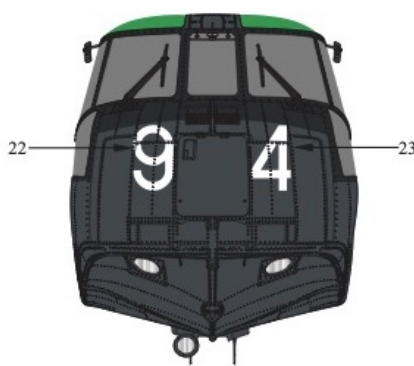
Lowersurfaces of Main  
 Rotor Blades



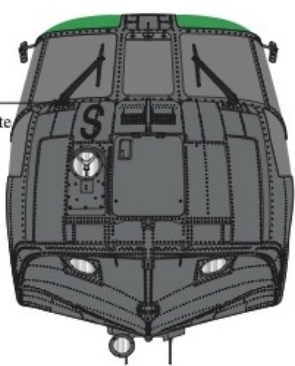
Westland Commando HC.4  
 ZD480, 'E'.



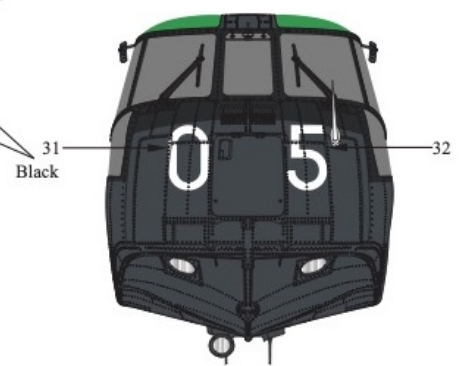
Westland Sea King HAS.1  
 XV653, '94'.



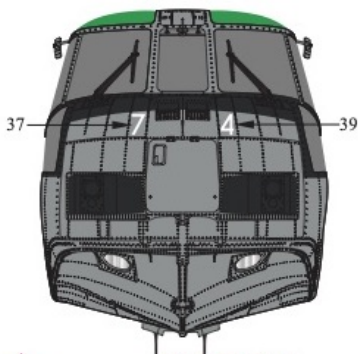
Westland Sea King HAR.3  
 XZ599, 'S'.



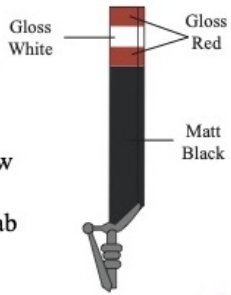
Westland Sea King HAS.2a  
 XV643, '305'.



Westland Sea King HAS.5  
 XV675, '274'/'74'



Tail Rotor Blades



Paints:

The colours used on these aircraft can be found in the Xtracolor (prefix number with X) and Xtracrylix (prefix number with XA1) range of paints.

**Xtracolor Paints**

- X003 Medium Sea Grey
- X004 Dark Sea Grey
- X012 Night Black
- X019 RAF Rescue Yellow
- X023 Navy Blue
- X028 RN Helo Olive Drab
- X141 White

**Xtracolor Paints**

- XA1003 Medium Sea Grey
- XA1004 Dark Sea Grey
- XA1012 Night Black
- XA1019 RAF Rescue Yellow
- XA1023 Navy Blue
- XA1028 RN Helo Olive Drab
- XA1141 White

★ ★ ★ Many Thanks to: ★ ★ ★  
 Ian McGonagle for his help with this decal set. ★ ★ ★