


AeroMasterTM

PRODUCTS

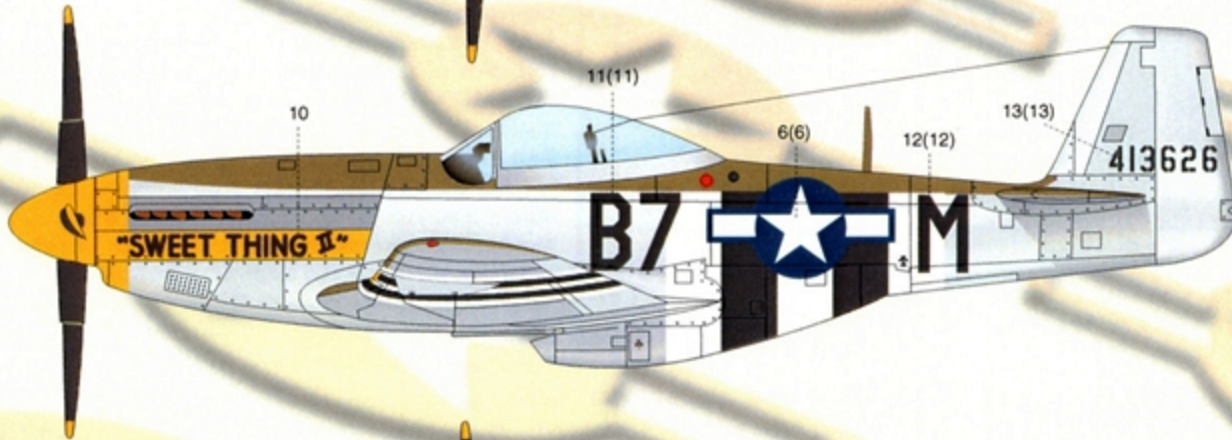
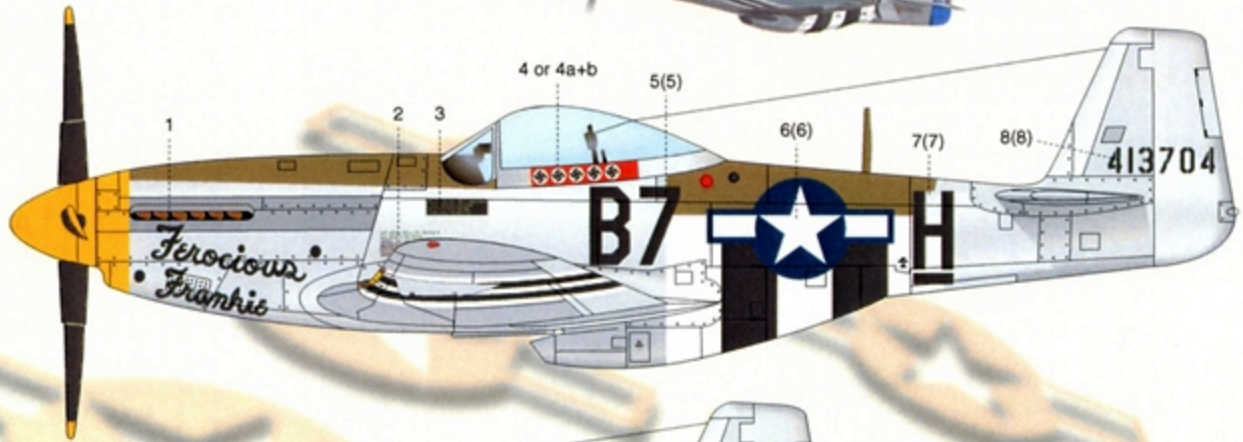
Yellow Nose Mustangs of the 361st F.G

PART IV




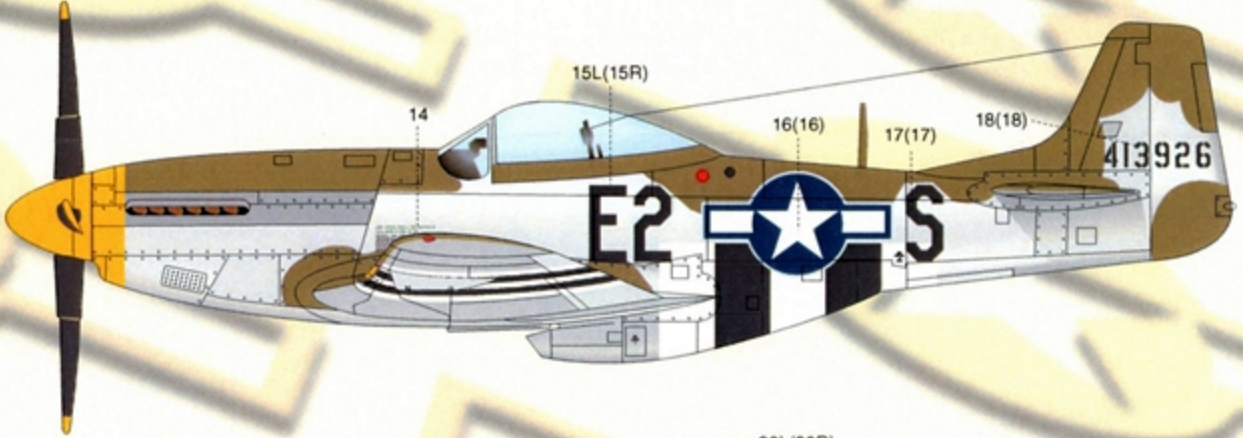
Suggested Kit: TAMIYA 1/48 scale Mustang Family.

Ferocious Frankie was an early P-51 D without the dorsal fin and was flown by Lt. Col. W. C. Hopkins. Standard aluminum finish, O. D. anti-glare panel, Yellow nose, D-Day bands overpainted on the upper surfaces with Olive Drab. 374 F.S., Bottisham, U.K., August 1944.



Sweet Thing, another early P-51 D of the 374 F.S., based at Bottisham, U.K., Summer of 1944. Unknown pilot. Color scheme was basically as a/c 1 except that the upper surfaces were painted O.D. Black I.D. bands may have been applied to the lower surfaces of the horizontal tails.

E 2 S, a P-51 D flown by Urban Drew on July, 1944, out of Bottisham, 375 F.S. Typical 361 F.G. scheme with O.D. upper surfaces. Notice the gun leading edge panel has been painted Yellow and also unusual A/G. panel lines. Very well known photo of this a/c appears on most P-51 books. A/C later flown by Lt. Abe Rosenberger.

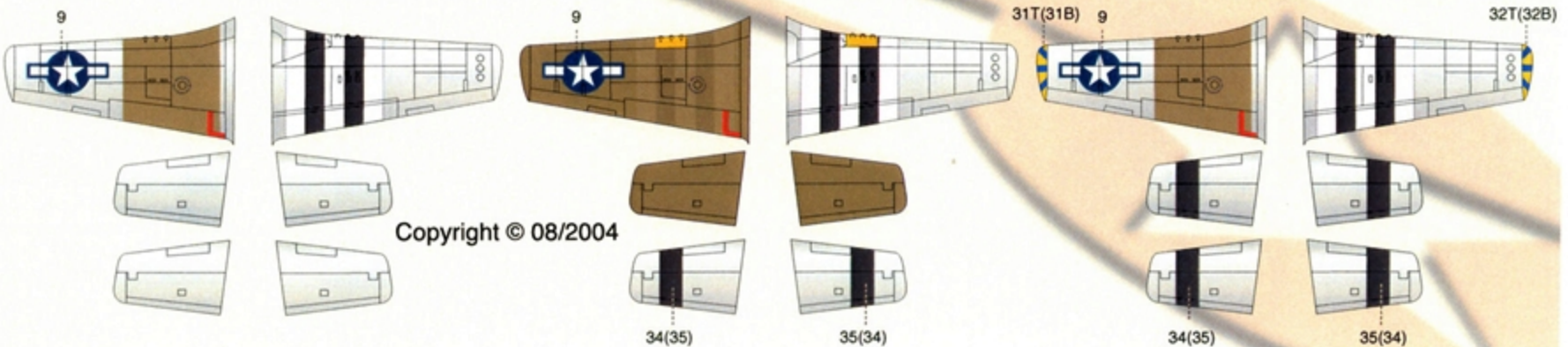


P-51B 42-106839, 374th FS, 361st FG, Little Walden, Essex, Fall 1944. Flown by Lt. Robert Eckfeldt. The aircraft was overall Natural Metal with an Olive Drab anti-glare panel and aft upper fuselage. Yellow spinner and forward fuselage. The standard D-Day invasion stripes were carried on the lower fuselage and lower wings, with the area where they should be on the upper wings painted most likely O.D. 41 or possible Green 42. Model Art 401 P-51 Mustang clearly shows a right side picture of Bald Eagle without name or Drab upper fuselage panel (June 1944).

A/C#1

A/C#2/3

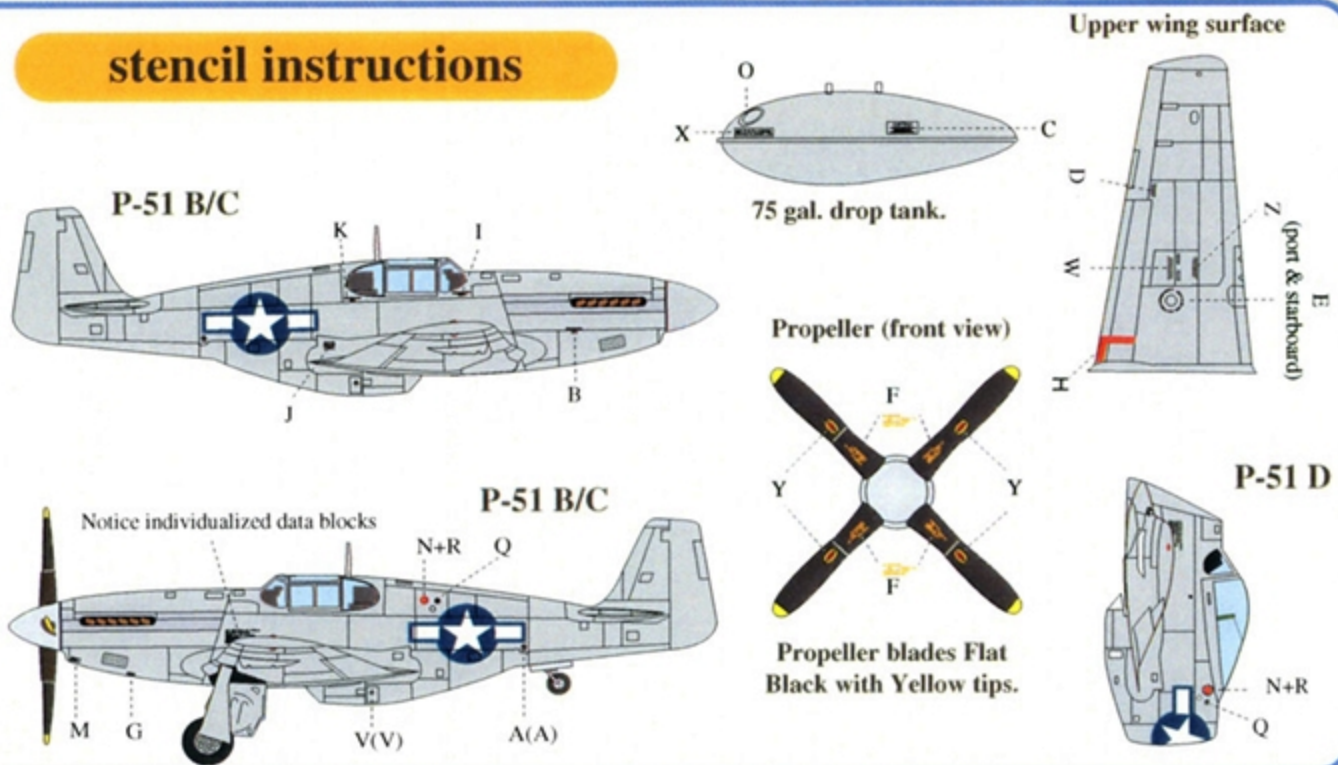
A/C#4





The Best Mustang Accessories in 1/72 and 1/48 scale are offered to you by Aires.
Cockpits, engine, wheel wells, gun bays etc., etc., available in a detailed never experienced before.
Easy to use, not just for the experts. Try us, you'll like us! Check our Web.

stencil instructions



AIRES
Aires offers super-detailing accessories for this and many other subjects in their range. Check our website at www.Aeromaster.com for this and many other wonderful products;
Available To You Now!

Do you want to get more out of your modeling? We invite you to read more interesting stories and facts about these and other A/C of this unit in our suggested references.
Why just building one A/C Model instead of a collection of these as well as other units featured is the AMD/ESP Range? Why not adding a little of history to your hobby? Units like the Blue Nose Bastards, the 353rd Checker Noses, Checkertails, the 357 FG (Red/Yellow checker noses), the 405 FG and others featured in our extensive decal line. Little touches like these will make the difference between a collection of models and a classic collection.
Visit our Web site and enjoy the thousands of choices we offer you for your enjoyment. Remember, experience the difference with AMD/ESP.

<p>References: Research by Larry Davis. THANKS Larry!</p>	<p>Suggested 1:48 Scale Kits: TAMIYA 1/48 scale Mustang Family.</p>	<p>Note: D-Day band decals are available from AMD 48-646 and 48-647.</p>
---	--	---

If you have suggestions for future subject matter, AeroMaster would like to hear from you. Our goal is to provide high quality, well researched decals of unusual and interesting subjects. We value our customers' input, so if you have specific suggestions or photographs of unusual subject matter which you would be willing to share, please contact us. **48-692**