


# AIR NATIONAL GUARD P-47s

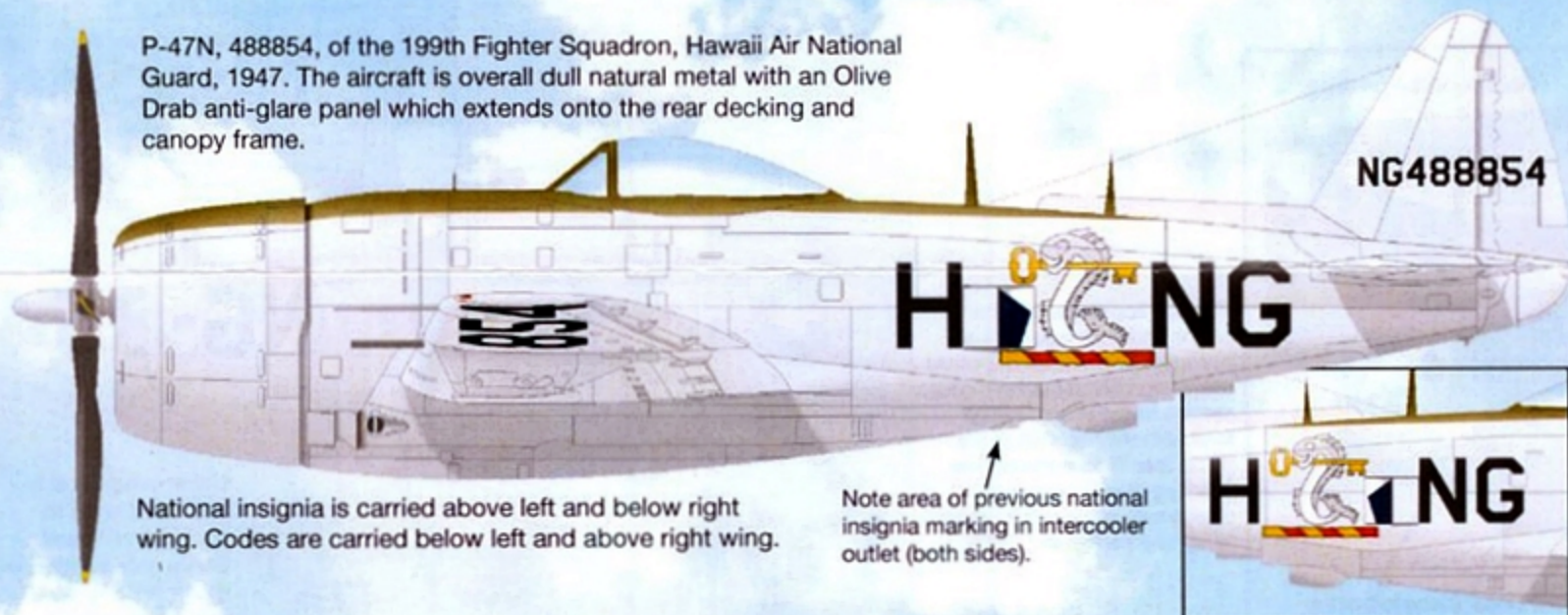
P-47N, 489337, of the 198th Fighter Squadron, Puerto Rico Air National Guard, 1947. The aircraft is overall weathered natural metal with an Olive Drab anti-glare panel. Prop tips are yellow. The emblem on the fuselage sides is taken from the Puerto Rico coat of arms.



National insignia is carried above left and below right wing. Codes are carried below left and above right wing.

Fuselage markings on right side.

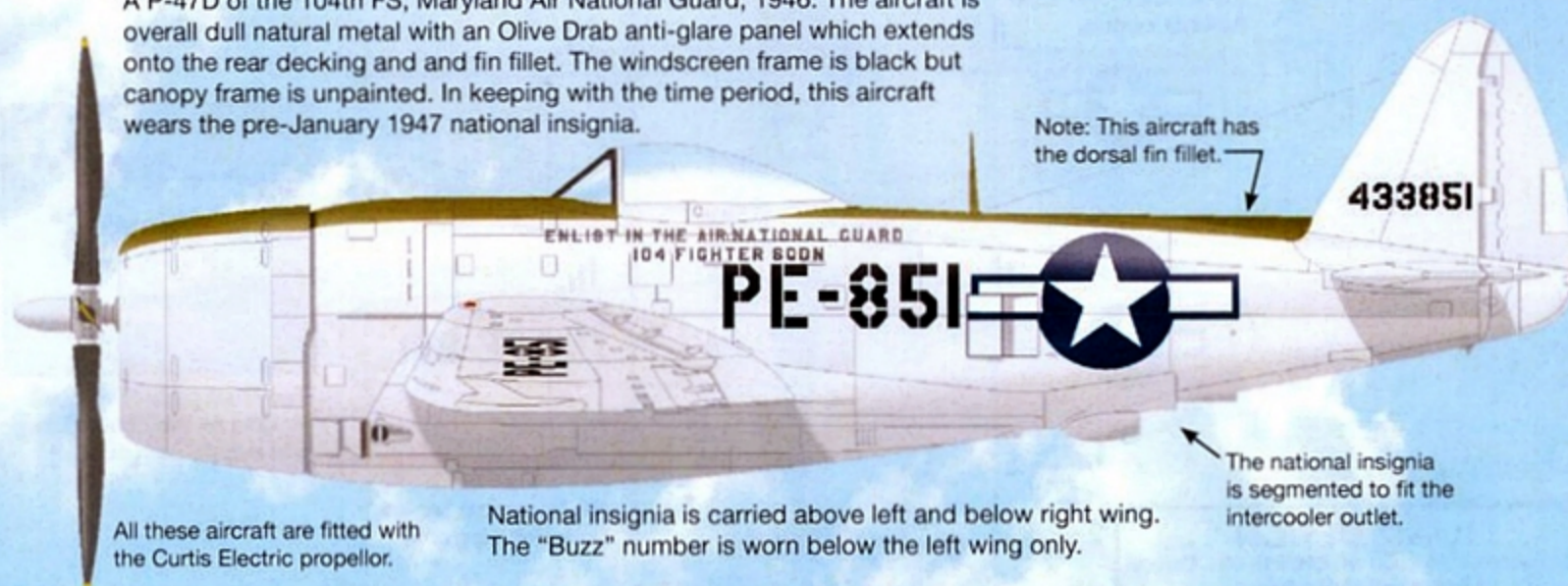
P-47N, 488854, of the 199th Fighter Squadron, Hawaii Air National Guard, 1947. The aircraft is overall dull natural metal with an Olive Drab anti-glare panel which extends onto the rear decking and canopy frame.



National insignia is carried above left and below right wing. Codes are carried below left and above right wing.

Note area of previous national insignia marking in intercooler outlet (both sides).

A P-47D of the 104th FS, Maryland Air National Guard, 1946. The aircraft is overall dull natural metal with an Olive Drab anti-glare panel which extends onto the rear decking and and fin fillet. The windscreen frame is black but canopy frame is unpainted. In keeping with the time period, this aircraft wears the pre-January 1947 national insignia.



Note: This aircraft has the dorsal fin fillet.

The national insignia is segmented to fit the intercooler outlet.

All these aircraft are fitted with the Curtis Electric propellor.

National insignia is carried above left and below right wing. The "Buzz" number is worn below the left wing only.

P.F.  N.G.

N.G.  
489337

ILIAD 1  
DECALS 48

NG-337



P.R.  N.G.

N.G.  
489337

NG-337



HNG HNG



NG-854



NG-854

NG488854  
NG488854




433851

ENLIST IN THE AIR NATIONAL GUARD  
104 FIGHTER SQDN

433851

ENLIST IN THE AIR NATIONAL GUARD  
104 FIGHTER SQDN

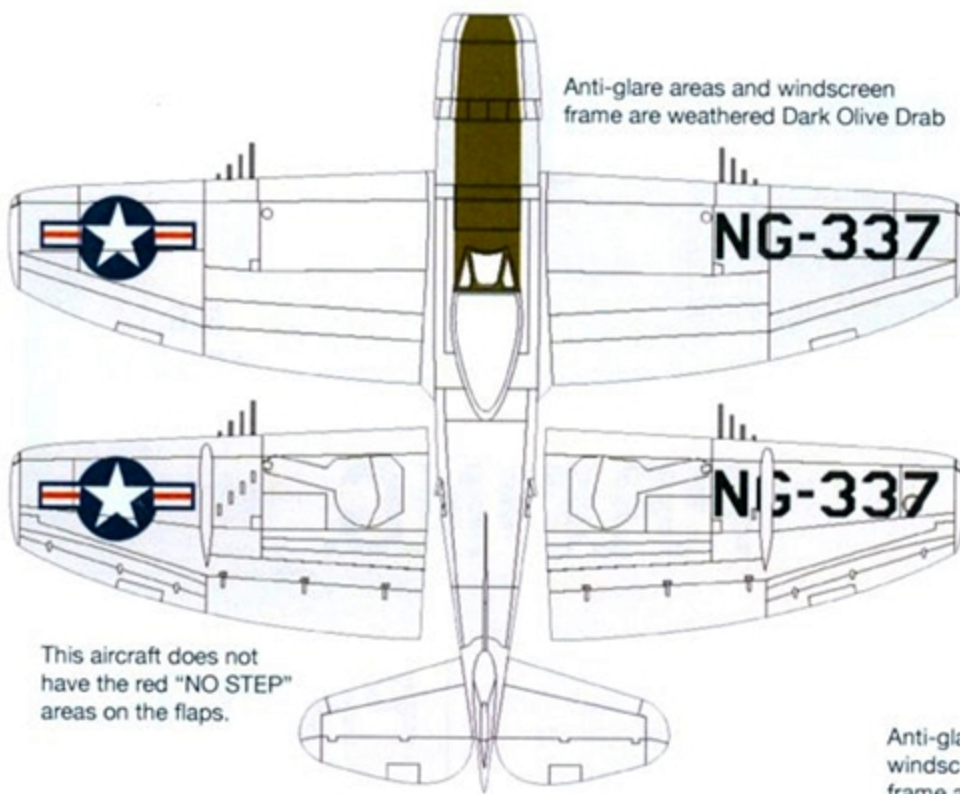


PE-851


PE-851

PE-851


48029 ANG P-47s



Anti-glare areas and windscreen frame are weathered Dark Olive Drab




Left side



Right side


Place parts of "R" and "N" in the intercooler outlet, as above.

Note: These decals have been designed to best fit the Revell P-47N, but should also work well with other kits.



Insignia remnants are inside the intercooler outlets - both sides.

This aircraft does not have the red "NO STEP" areas on the flaps.



Anti-glare areas, windscreen and canopy frame are weathered Dark Olive Drab

"NO STEP" area (use kit decal)

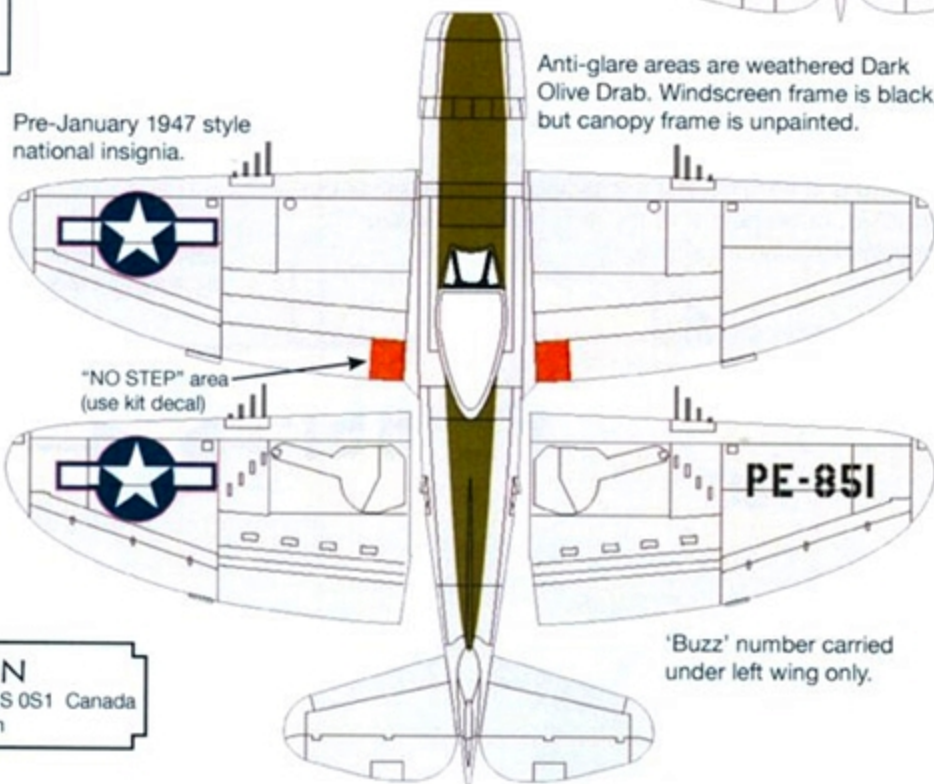


Decal location on wing.

Decal piece locations on undercarriage door.

The odd appearance of the "N" on the undercarriage door is because the part over the wheel moves up behind the fixed door section as the undercarriage strut compresses. Part of the "N" is then hidden behind the fixed leg door. These decal pieces may require a bit of trimming for a perfect fit.


Under-wing decal is sectioned so as to fit on the wing and undercarriage doors in the gear down position. (see photos at left)



Pre-January 1947 style national insignia.

Anti-glare areas are weathered Dark Olive Drab. Windscreen frame is black, but canopy frame is unpainted.

"NO STEP" area (use kit decal)



Two small parts of national insignia on intercooler door and outlet - both sides.

'Buzz' number carried under left wing only.

ILIAD DESIGN

334 Sunnyside Ave., Ottawa ON, K1S 0S1 Canada  
www.iliad-design.com