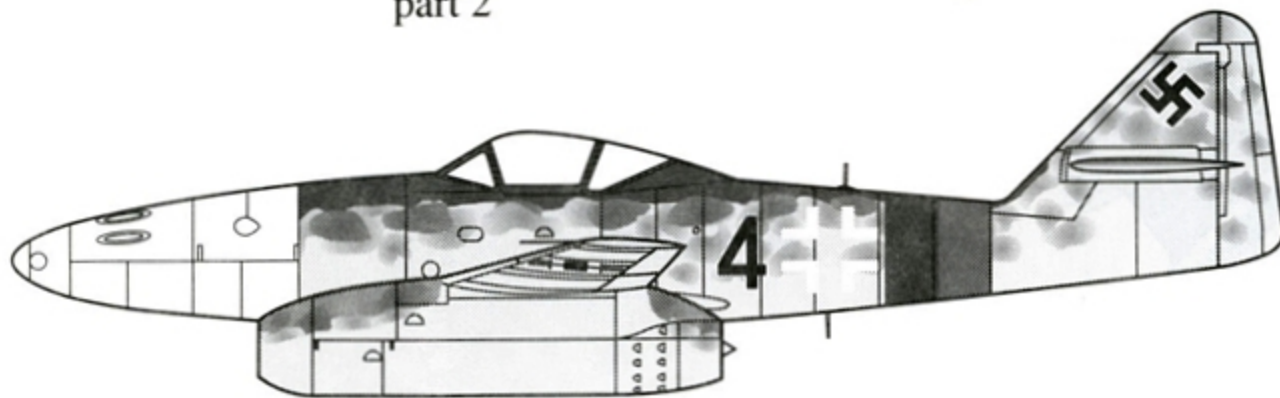


# Messerschmitt Me 262


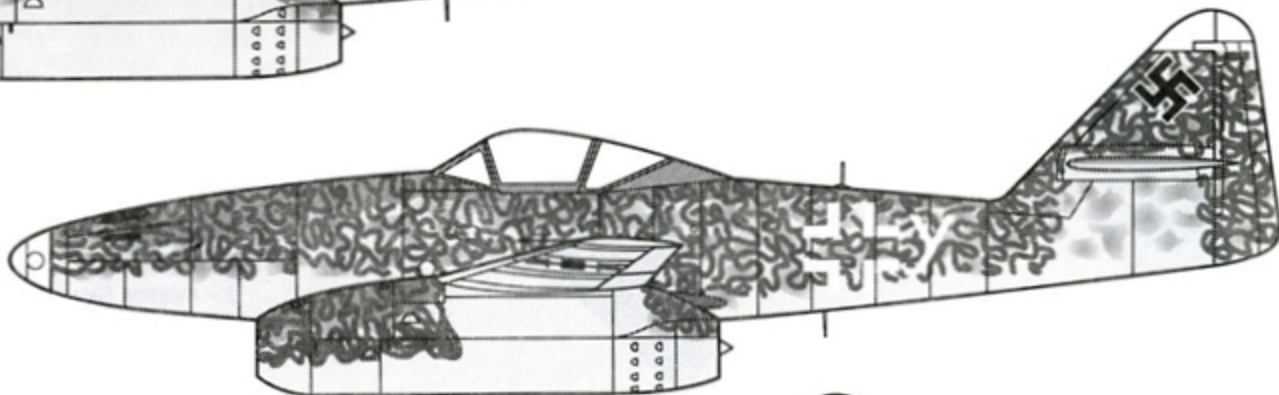
part 2

MINISTRY of SMALL AIRCRAFT PRODUCTION




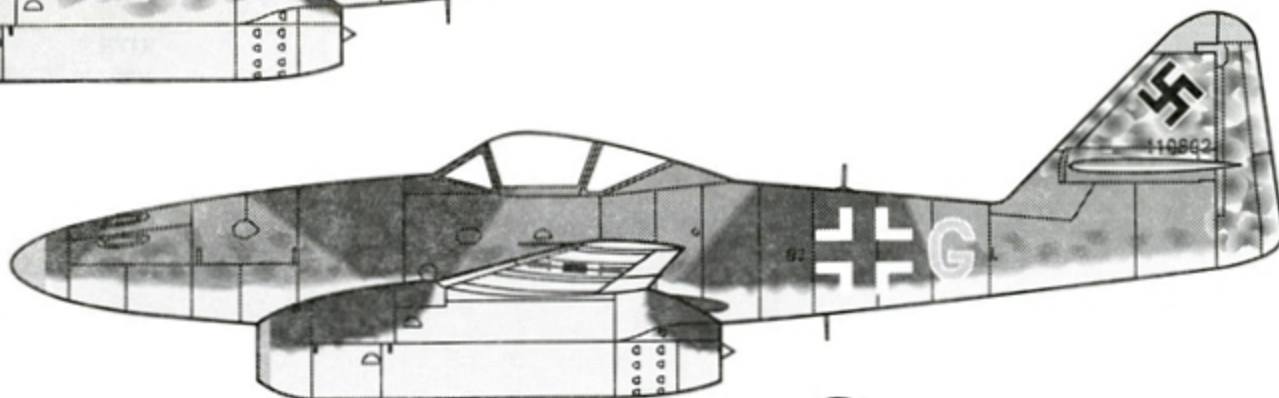
Me 262A-1a of JG 7, Praha-Ruzyně, 1945. Aircraft is finished with Dark Green 83 uppersurfaces and Light blue 76 undersurfaces. Nose is white. (Refs. 9 & 1)

Me 262A-2a, 1/KG 51, April 1945. This aircraft is finished in a basic scheme of Brownviolet 81 and Light Green 82 with Light Blue 76 undersurfaces. Fuselage and nacelle sides and uppersurface appear to be Light green 82 with a dense squiggling of Brownviolet 81. Actual code is 9K + YH, though only the "y" remains. The nose and fin tip are white. (Ref. 8)




Me 262A-1a, W.Nr. 110813 of Kommando Nowotny, Lechfeld, late Sept. 1944. Aircraft is in standard late war finish of 81/82/76. Front portion of the nacelles are dull natural metal. (Ref. 8)


Me 262A-1a, W.Nr. 110802, of Oblt. Gunther Kahler, I/KG(J) 54. Aircraft is finished in the late war colours of 81/82/76. Aircraft nose, nacelle intakes and fin tip are yellow. (Refs. 1, 9)



Me 262A-2a of KG 51, winter 1944-45. The aircraft is in standard late war 81/82/76 finish, with swaths of white paint applied to the fuselage. The nose and fin tip are red with a thin white border. Swastikas on fin have been overpainted. (Ref. 8)

Me 262B-1a, W.Nr. 118689 of III/EJG 2, Lechfeld, May 1945. Aircraft is in standard late war finish of 81/82/76, with dull natural metal nacelle fronts. Note that the aircraft nose seems to be a replacement, as the camouflage demarcation line does not match. (Ref. 8)





### CAMOUFLAGE PATTERN

Late in 1944 new, late war colours were phased in for the Me 262. This scheme (left) consisted of Brown-Violet 81 and Bright Green 82 on the upper surfaces, with undersurface and sides in Light Blue 76. The sides were further mottled in 81 and 82.

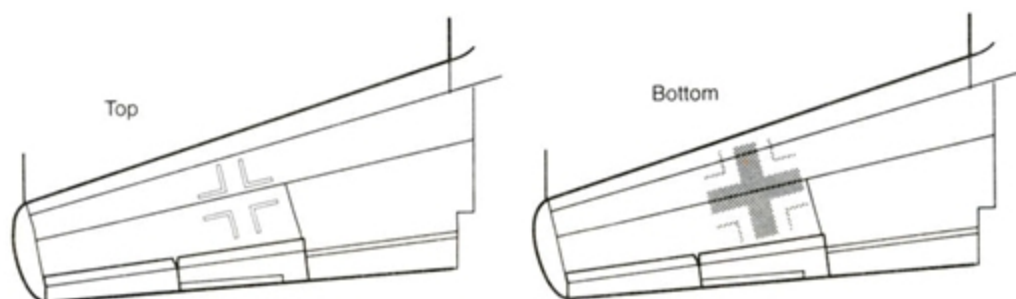
Many variations on the 'standard' scheme were evident. It has been speculated that on some late war aircraft Dark Green 83 may have been substituted for Bright Green 82. Consult your references closely.

### REFERENCES

In recent years a number of good references on the Me 262 have been produced. Some of the more readily available sources include:

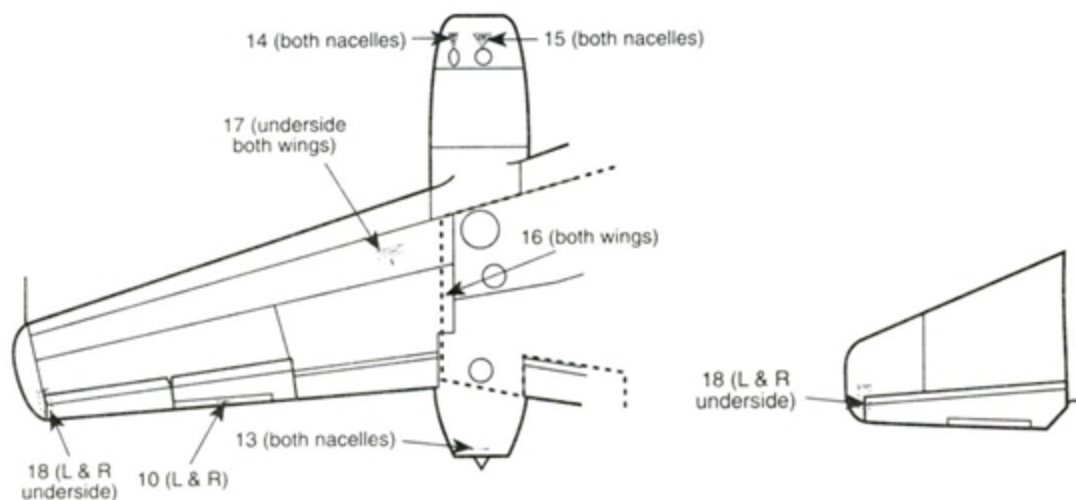
- 1 – Monogram Close-Up #17, Me 262 A-1
- 2 – Profile Publications #130, Me 262
- 3 – Aviation News, Vol. 13, No. 7
- 4 – The Official Monogram Painting Guide to German Aircraft 1935-1945, by Merrick & Hitchcock
- 5 – Jet Planes of the Third Reich
- 6 – Luftwaffe Painting Guide, by Smith, Pentland & Lutz
- 7 – Air International, Vol. 8, No. 4
- 8 – Messerschmitt Me 262, Model Art Co. Ltd.
- 9 – Plastic Kits Revue (CSSR)
- 10 – Broken Eagles #4
- 11 – Messerschmitt Me 262 Schwalbe, Konsorcium MBI/Sagita
- 12 – Me 262, W. Radinger & W. Schick

### WING CROSS LOCATION



### KITS

1/48 Me 262s have been produced by Monogram and Dragon, which offers both single and dual place versions.



### BASIC STENCILLING

Me 262s often seem to carry little visible stencilling, likely due to touch-up or overpainting of the airframe. Most aircraft do seem to at least carry the basic replenishment markings. The modeller is advised to refer to photographic references where available.

