

X001-48

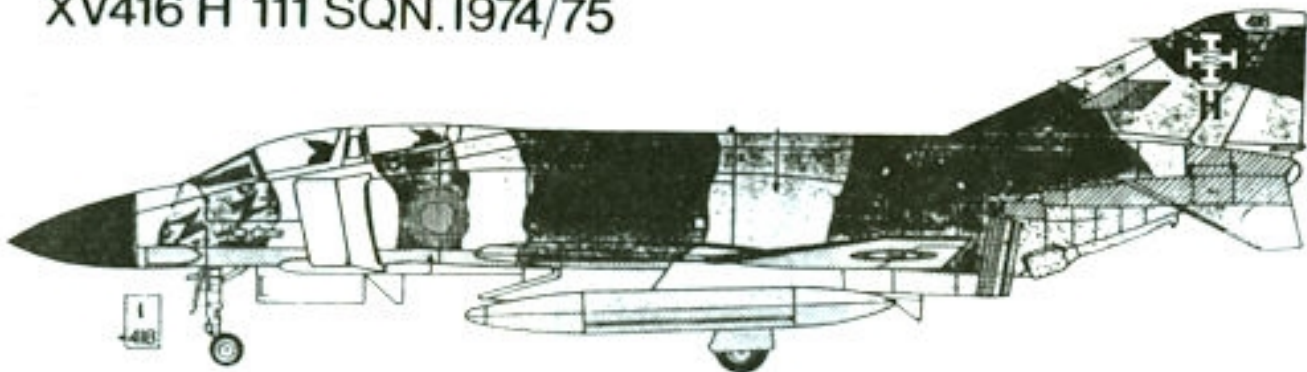


## PHANTOM FG.1/FGR.2

FG.1.XT874 J'43 SQN.1972



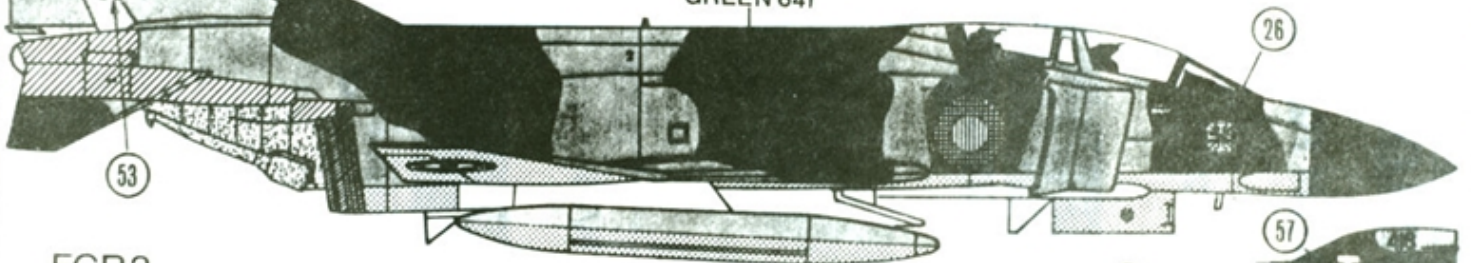
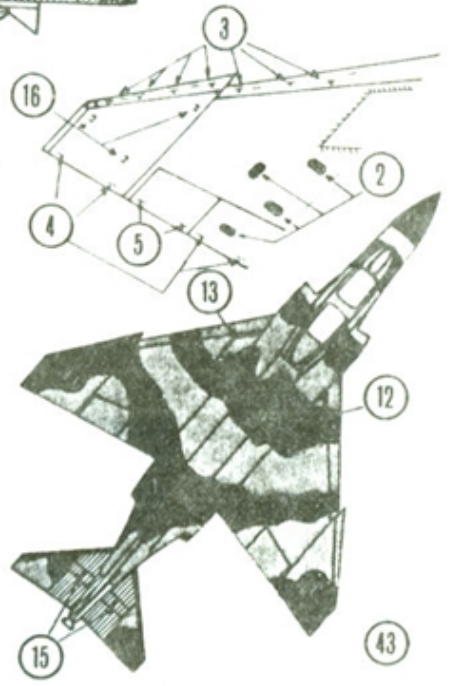
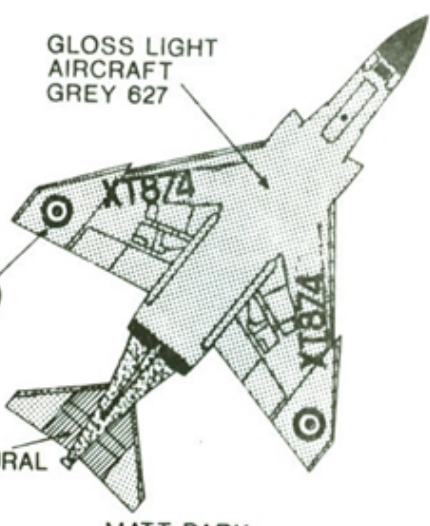
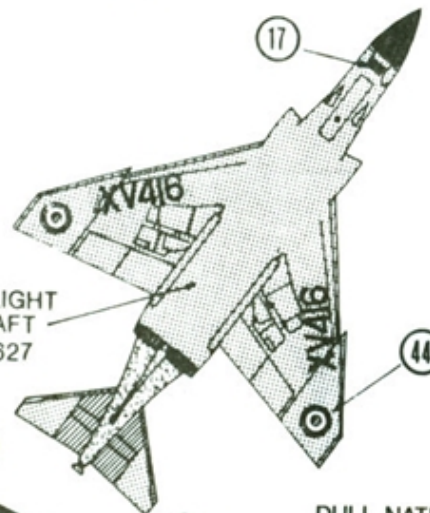
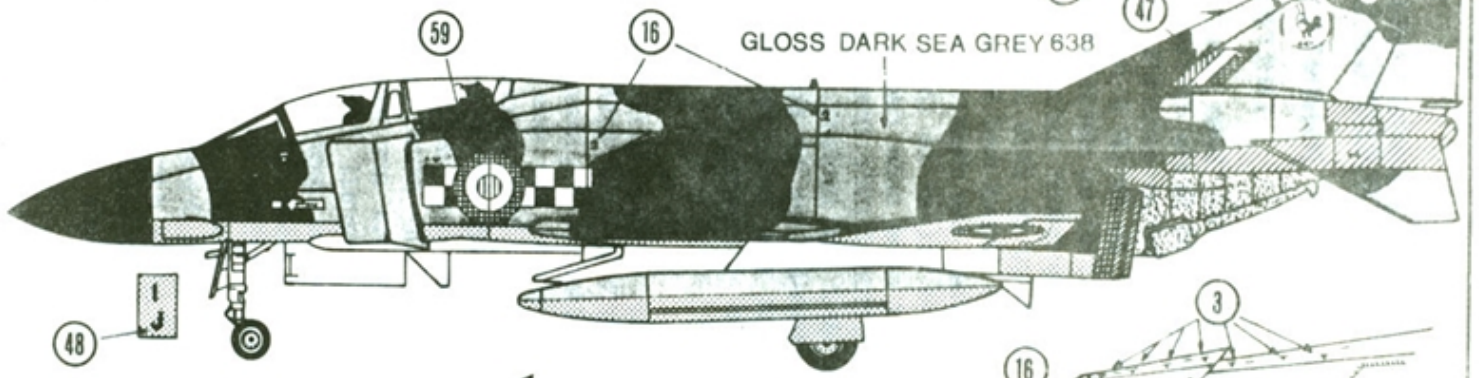
FGR2.  
XV416'H' 111 SQN.1974/75






## PHANTOM FG.1/FGR.2

FG.1.XT874 J'43 SQN.1972



## FGR.2. XV416 'H' 111 SQN.1974/75







X001-48

## RAF PHANTOM FG 1/FGR 2

### INSTRUCTIONS

*This decal has been specially designed for use on the Hasegawa 1:48 Scale Hi-Tech Phantoms.*

*The 43 Squadron aircraft given is a Phantom FG 1 and the kit to use is No CH 8 for the Raspberry Ripple IAT Phantom FG 1, modified as detailed below.*

*The 111 Squadron aircraft given is one of the few Phantom FGR 2s used by this Squadron and the kit to use is No CH 9 for the Alcock and Brown Phantom FGR 2.*

*As supplied the Phantom FG 1 includes the specially shaped nose cone fitted to this one Phantom at Boscombe Down. The standard nose cone required for this model is available as an additional part from your Model Shop.*

*The FGR 2 kit includes the correct nose.*

*Both models may be built as per the instructions with the kit with the addition of weapons as required which are included but marked as "Parts not for use".*

### PAINTING

*A better finish will result and the decals will have a "painted on" look with the backing film invisible, if they are applied to a gloss surface.*

*We recommend the use of Xtracolor Authentic Paints which include all the colours required as they have a gloss surface which is ideal for the application of decals. The final Gloss or Satin finish should be achieved by the coating of the model overall with the appropriate varnish.*

*If matt paints are used the model should be given a coat of Gloss overall before decalling. The Microscale Decal system may be used with these decals.*

*Note that many 43 and 111 Sqn Phantoms still use white underwing pylons from the aircraft's Royal Navy days.*

*The main colours required are:*

<i>X 1 RAF Dark Green.</i>	<i>X 4 RAF Dark Sea Grey</i>	
<i>X15 RAF Light Aircraft Grey</i>	<i>X12 Night Black (Radome)</i>	
<i>X502 Natural Steel</i>	<i>X503 Oily Steel</i>	<i>X504 Exhaust</i>
<i>X505 Tyre Black</i>	<i>XDG Gloss Varnish</i>	<i>XDF Flat Varnish</i>