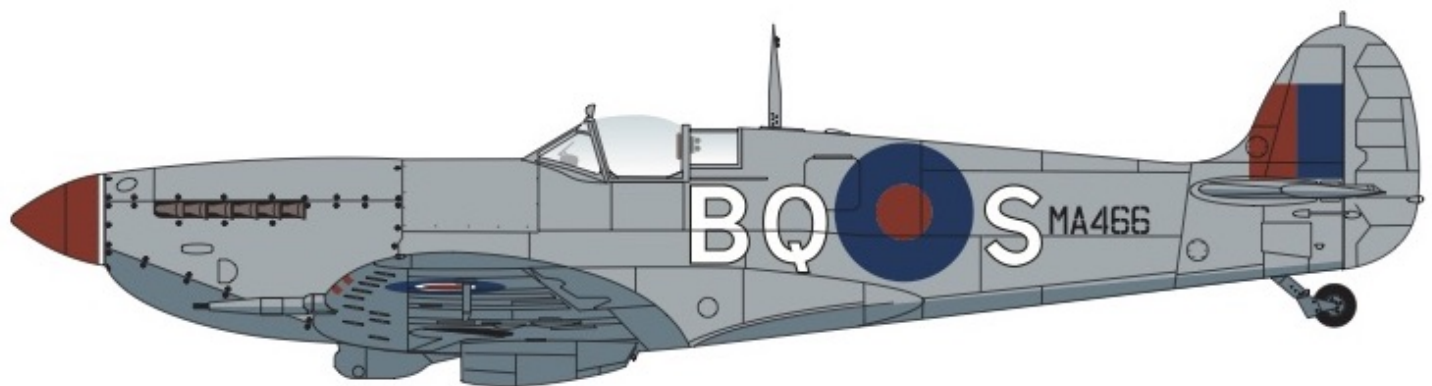


Supermarine Spitfire Mk.IX Collection Pt1



For the best results these decals should be applied to a gloss surface such as provided by either Xtracolor or Xtracrylix paints. Cut out the decal required and soak in warm water until the decal is released from the backing paper. Wet the area to be decaled with MICRO SET which will help to eliminate air trapped under the decal and position the decal.

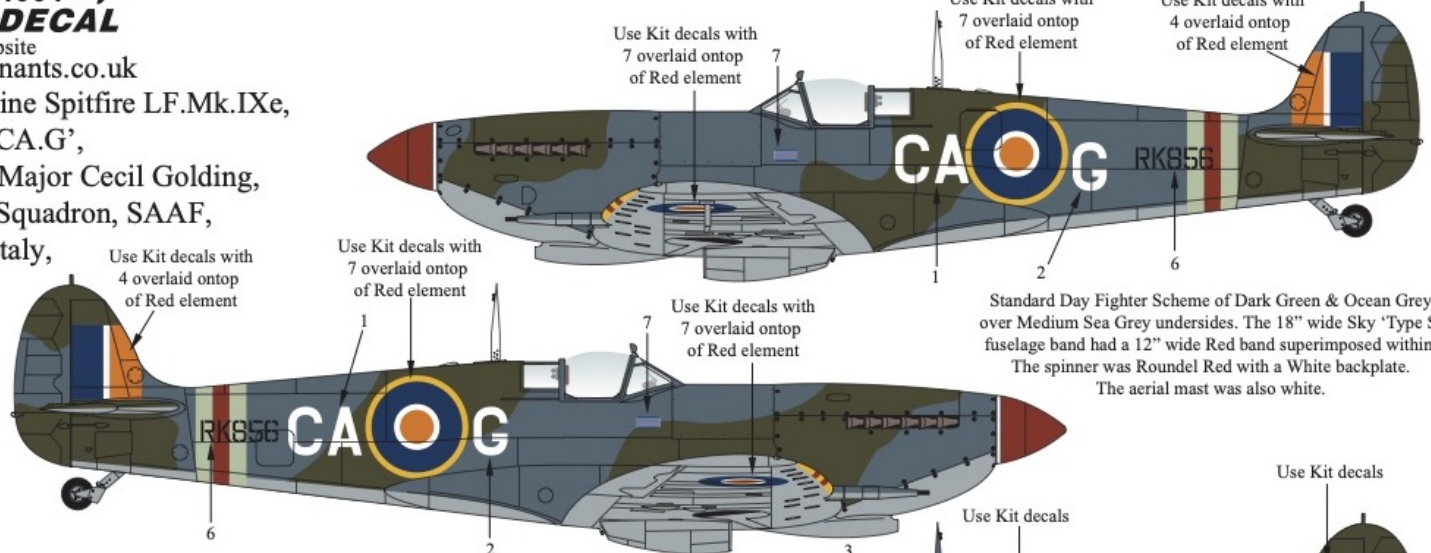
After 5 or 10 minutes wet the decal with MICRO SOL which will soften the decal and ensure that it settles down over any surface detail. Allow the decal to dry for at least 12 hours. During this time some wrinkling of the decal may occur, this is normal. Do not touch the decal at this time.

Carefully check for small air bubbles and if there are any prick with a needle and apply a drop of MICRO SOL. After all air bubbles have been eliminated and the decals are dry wash the entire model with water to remove any excess decal adhesive.

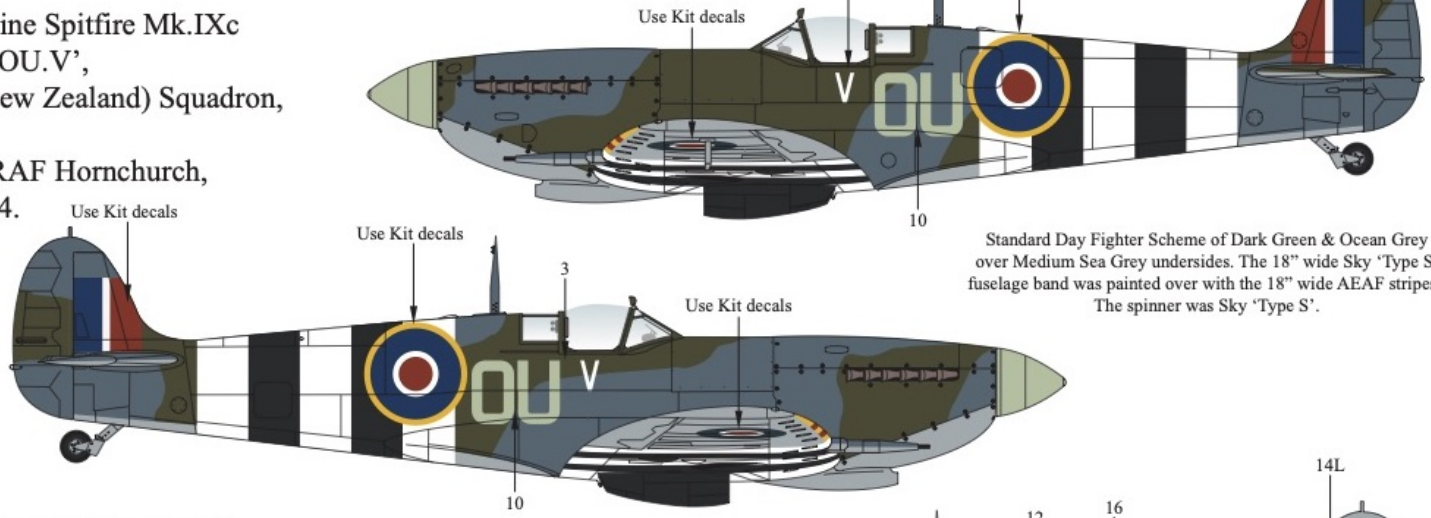
When completely dry the whole model should be sprayed with a coat of Xtracolor or Xtracrylix Flat, Satin or Gloss varnish depending on the finish required.

Store in a cool dry place, avoid sunlight, dampness or extremes of temperature and/or humidity.

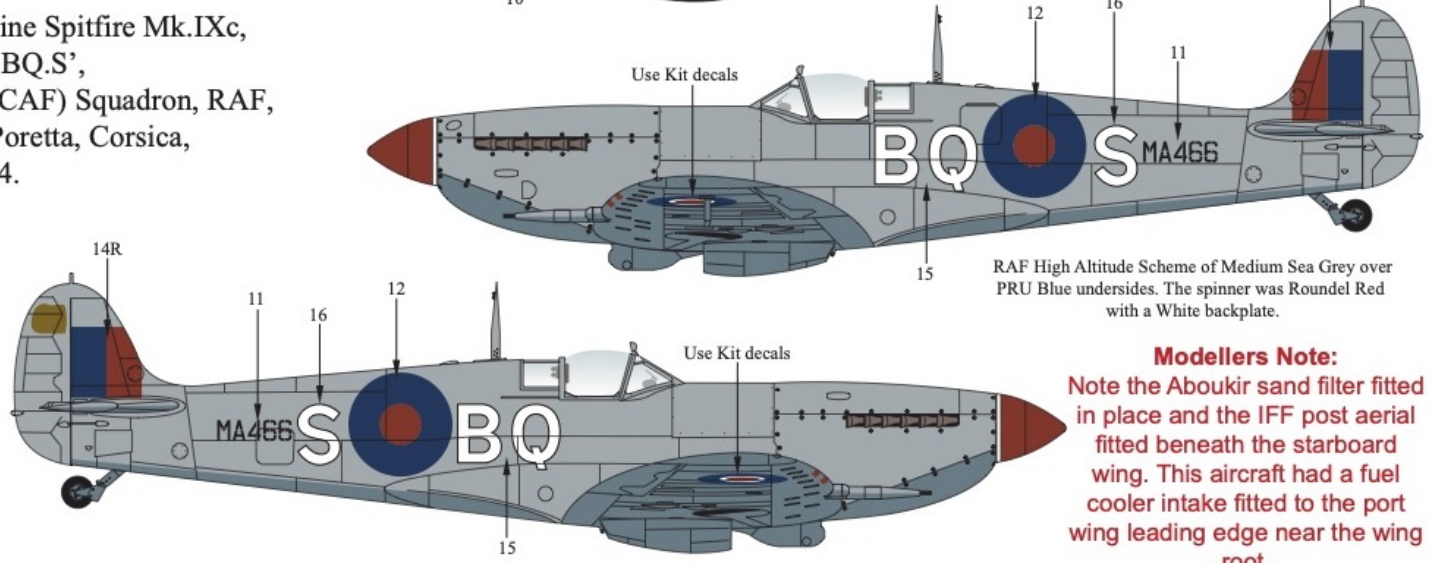
Website
 www.hannants.co.uk
Supermarine Spitfire LF.Mk.IXe,
RK856, 'CA.G',
 flown by Major Cecil Golding,
 C.O of 3 Squadron, SAAF,
 based in Italy,
 1945.



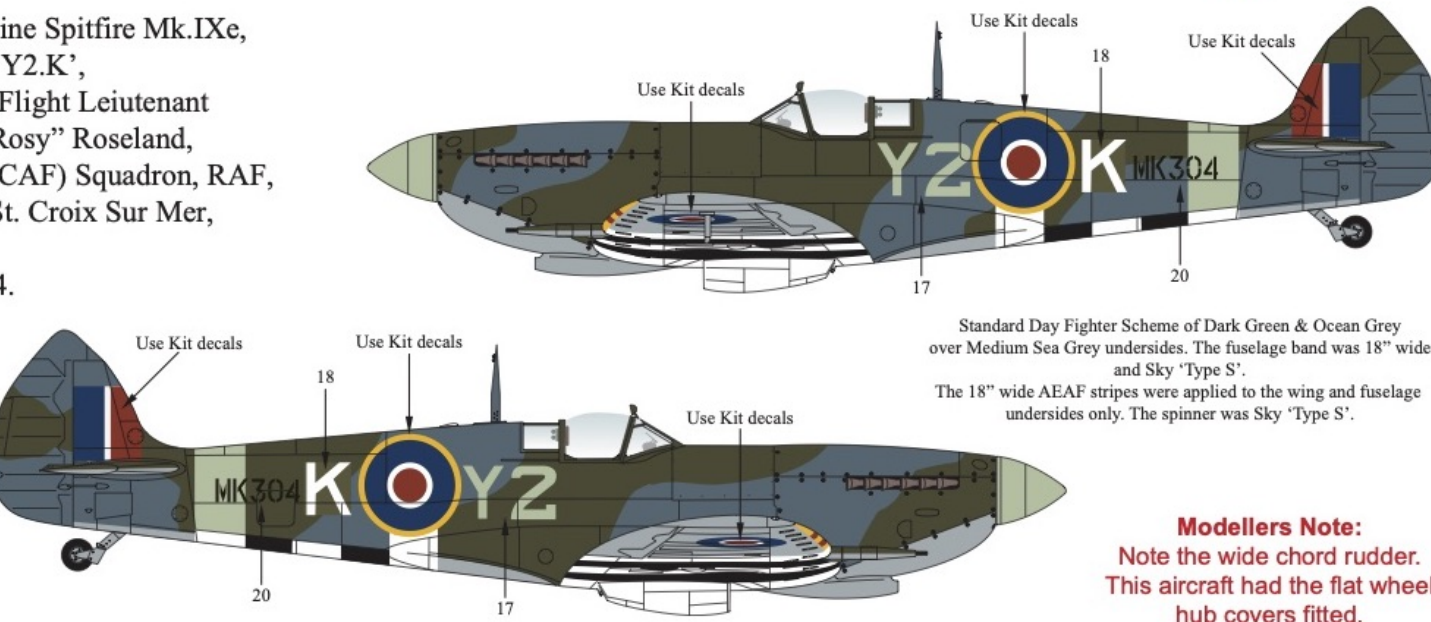
Supermarine Spitfire Mk.IXc
ML407, 'OU.V',
 of 485 (New Zealand) Squadron,
 RAF,
 based at RAF Hornchurch,
 June, 1944.



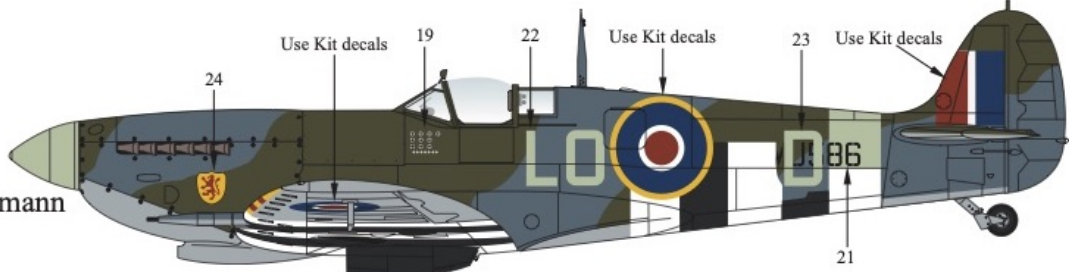
Supermarine Spitfire Mk.IXc,
MA466, 'BQ.S',
 of 451 (RCAF) Squadron, RAF,
 based at Poretta, Corsica,
 May, 1944.



Supermarine Spitfire Mk.IXe,
MK304, 'Y2.K',
 flown by Flight Lieutenant
 Arnold "Rosy" Roseland,
 of 442 (RCAF) Squadron, RAF,
 based at St. Croix Sur Mer,
 France,
 July, 1944.



Supermarine Spitfire Mk.IXc
 MJ586, 'LO.D'
 flown by Sous Lieutenant P. H. Clostermann
 of No.602 Sqn, RAF,
 based at B.11, Longues,
 France,
 July,
 1944.

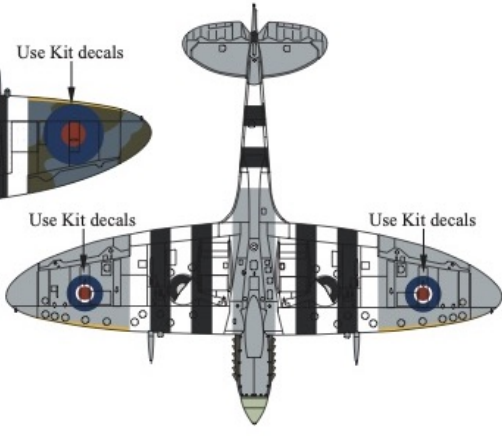
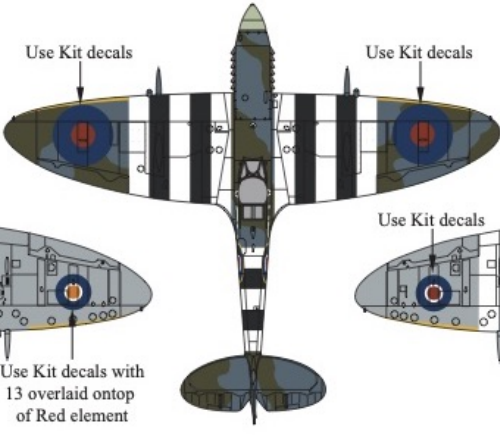
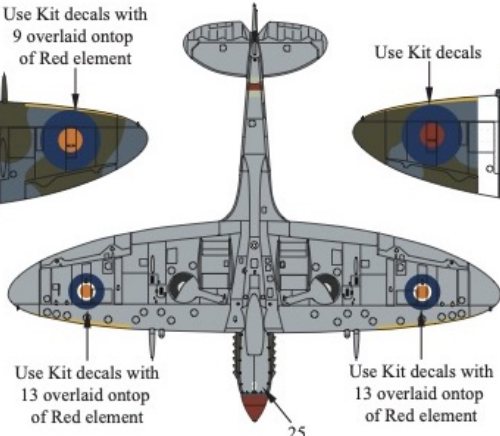
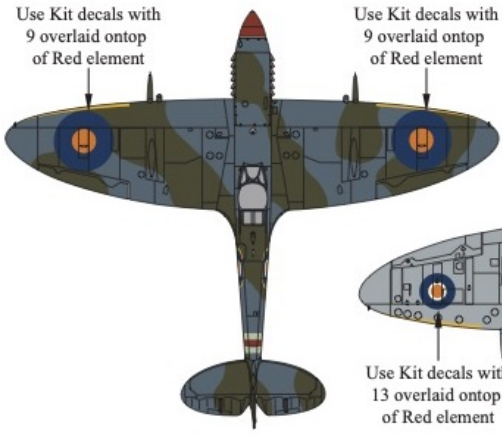


Standard Day Fighter Scheme of Dark Green & Ocean Grey over Medium Sea Grey undersides. It carried a 18" wide Sky 'Type S' fuselage band and 18" wide AEF stripes on the lower fuselage and both upper and lowerwings. The spinner was Sky 'Type S'.



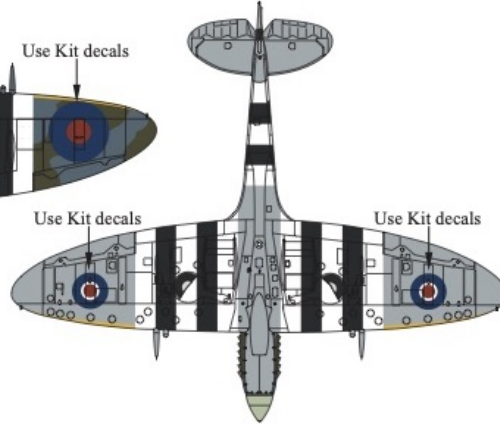
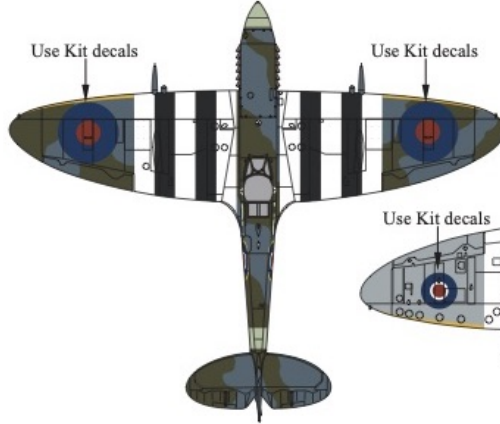
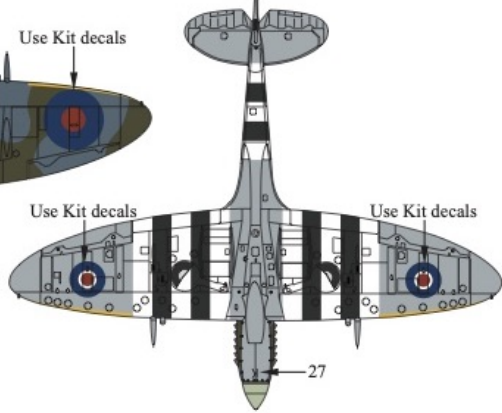
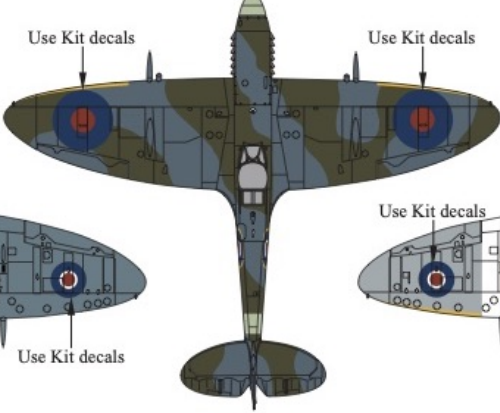

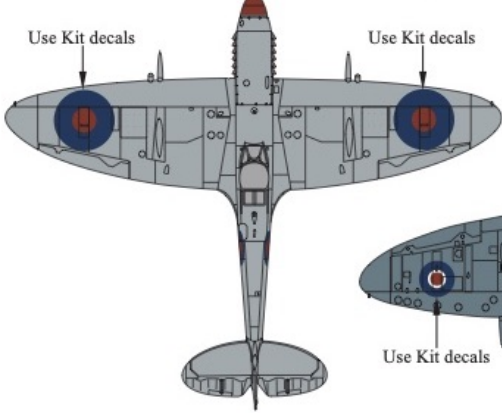
Supermarine Spitfire LF.Mk.IXe,
 RK856, 'CA.G',

Supermarine Spitfire Mk.IXc
 ML407, 'OU.V'.



Supermarine Spitfire Mk.IXc,
 MA466, 'BQ.S'.

Supermarine Spitfire Mk.IXe,
 MK304, 'Y2.K'.



- Xtracolor Paints
 X001 Dark Green
 X003 Medium Sea Grey
 X006 Ocean Grey
 X007 Sky 'Type S'
 X008 PRU Blue
 X012 Night Black
 X014 Red
 X141 White

- Xtracrylix Paints
 XA1001 Dark Green
 XA1003 Medium Sea Grey
 XA1006 Ocean Grey
 XA1007 Sky 'Type S'
 XA1008 PRU Blue
 XA1012 Night Black
 XA1014 Red
 XA1141 White

Paints:
 The colours used on these aircraft can be found in the Xtracolor (prefix number with X) and Xtracrylix (prefix number with XA1) range of paints.