

P48-024

1/48
scale

A-4 SKYHAWK (A-4F & TA-4J)

US NAVY BLUE ANGELS, 1978



CAM **POYO**
SERIES
CUSTOM AERONAUTICAL MINIATURES

WWW.CAMDECALS.COM

BLUE ANGEL PAINT COLOR INFORMATION

“The color was the same as on the F-4. What changed was the paint. In 1970 (second year of the Phantom) they went to a polyethylene base paint. The FSN stayed the same from 1970 on. Krylon has a blue (TRUE BLUE) in a rattle can that the team uses for touch ups while on tour.”


Rich Keane, Blue Angel Alumni Historian, Crew Chief #3 / #7 68-71. “OABAAB” Once A Blue Always A Blue.

A-4F SKYHAWK

US Navy Blue Angels, 1978

SOURCES

US Navy & McDonnell-Douglas photographs

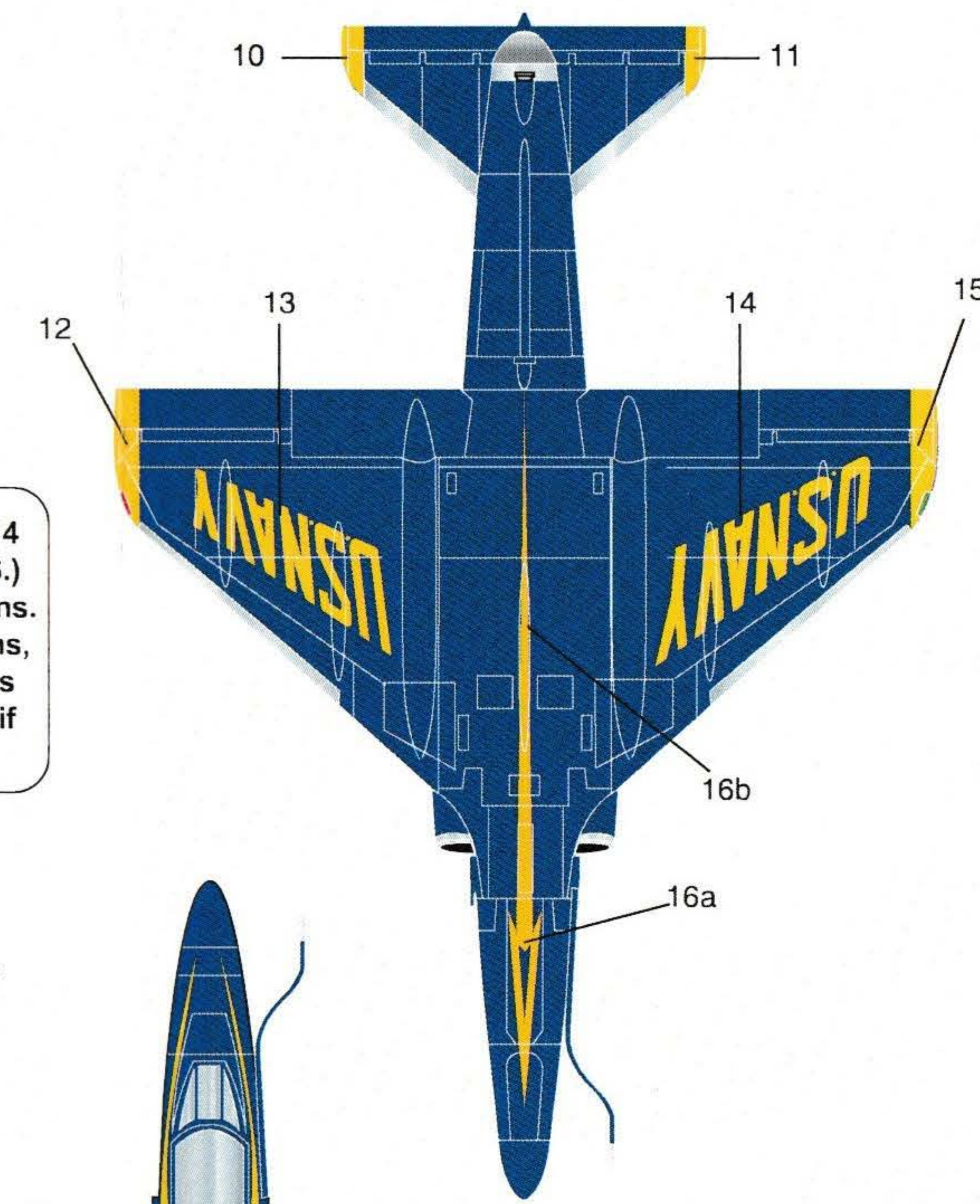


Match Pilot's name to A/C number and serial (Both sides)

Match A/C number to serial (Both sides)

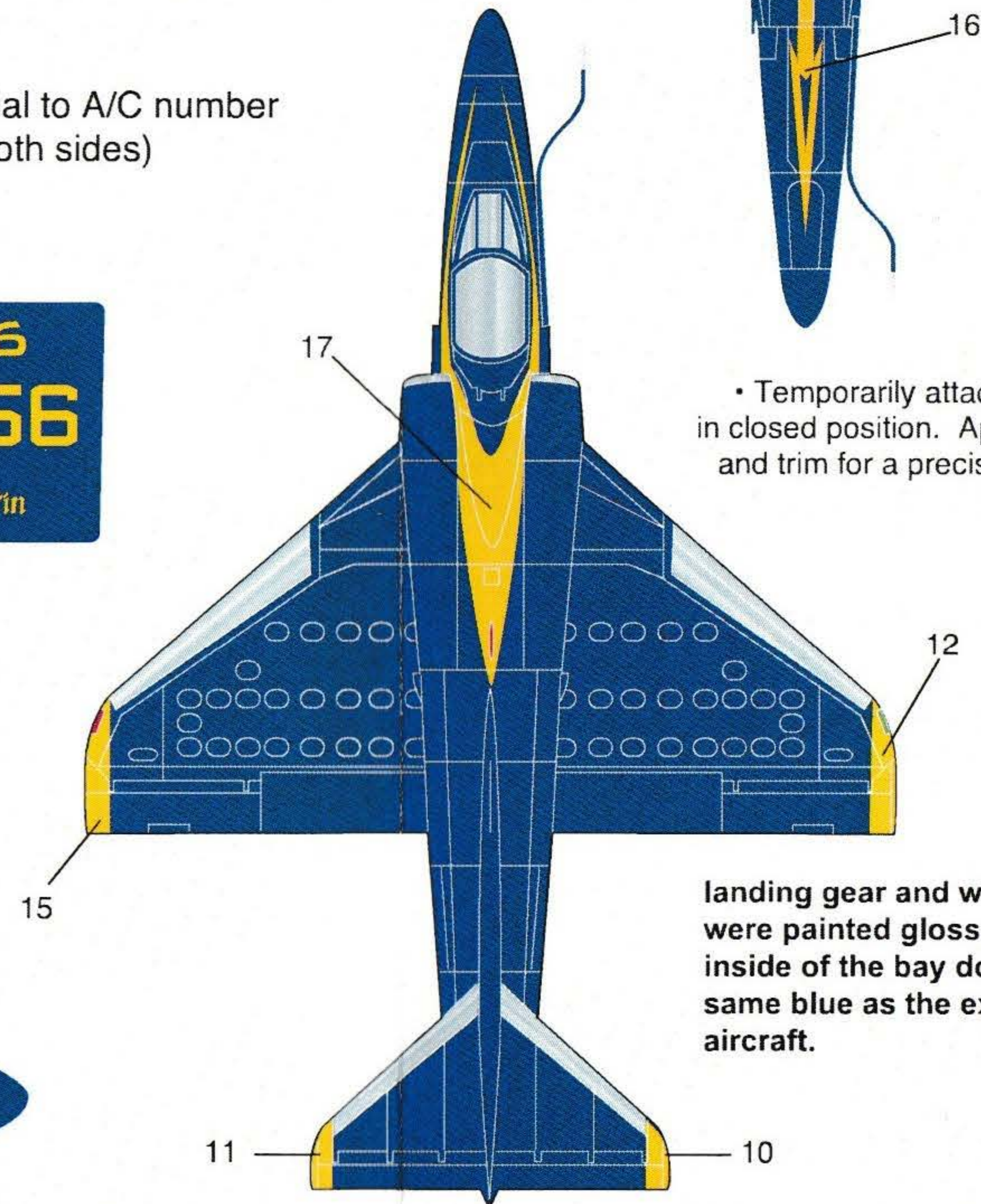
NOTE • Decals 13/14 Use of periods (U.S.) varied during seasons. Refer to photographs, and cut from decals before application if necessary.

Match serial to A/C number (Both sides)




• Temporarily attach gear doors in closed position. Apply decal 16a/b and trim for a precise fit when dry.

A/C 1 154986 <i>Cdr Bill Newman</i>	A/C 2 154177 <i>Capt Dan Keating</i>	A/C 3 155029 <i>Lcdr Bruce Davey</i>	A/C 4 154179 <i>Lcdr Don Simmons</i>	A/C 5 154983 <i>Lcdr John Miller</i>	A/C 6 155056 <i>Lt Mike Curtin</i>
--	---	---	---	---	---



landing gear and wheel bays were painted gloss white. The inside of the bay doors was the same blue as the exterior of the aircraft.

COLOR GUIDE

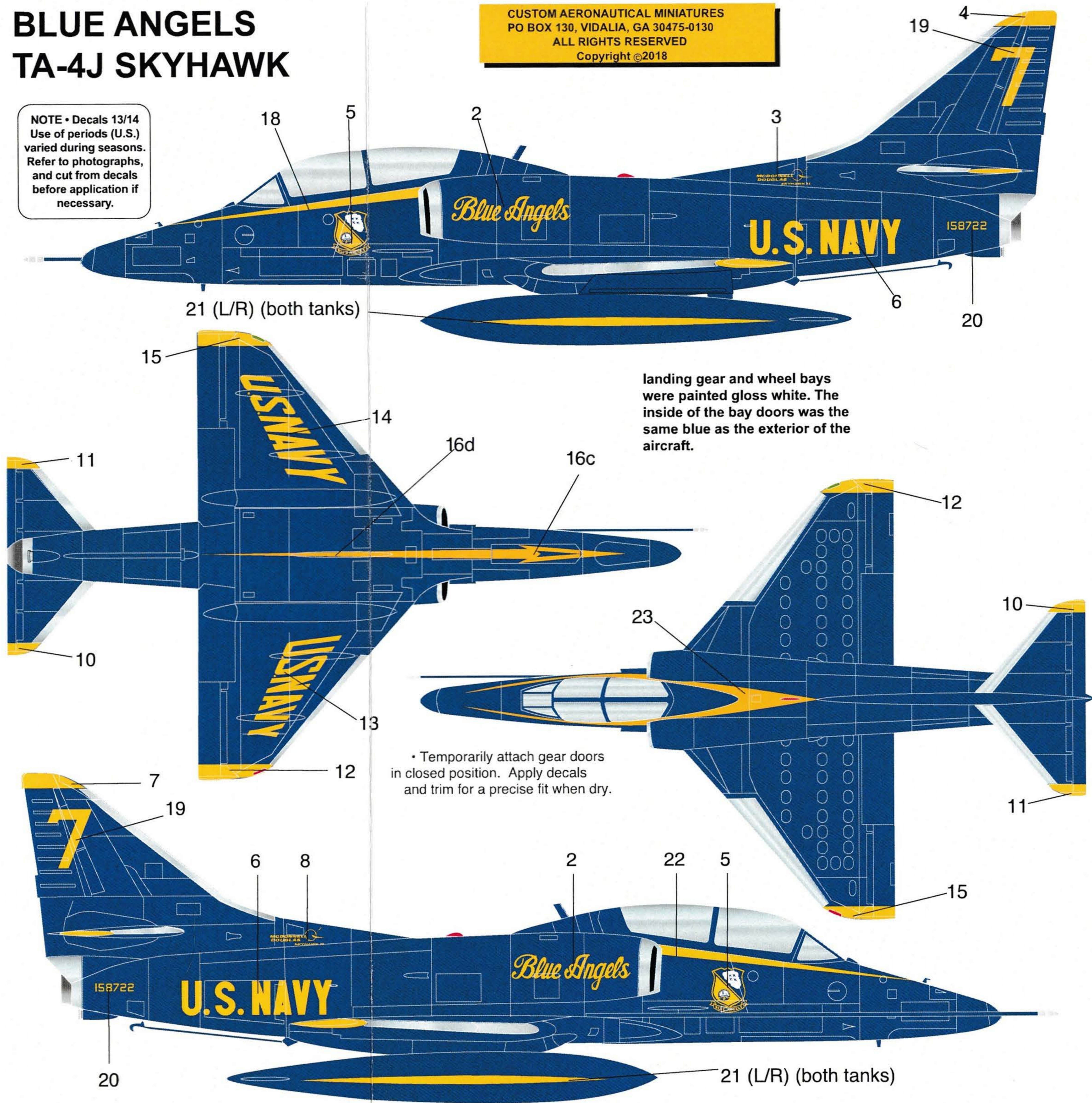


SOME SOURCES STATE FS 15050 AS "BLUE ANGELS BLUE", BUT FS 15052 IS CLOSER. A SIMPLE MIX TO ACHIEVE THIS COLOR IS MIXING A 1:1 RATIO OF TESTOR'S #1111 DARK BLUE WITH FS 15044 INSIGNIA BLUE.

BLUE ANGELS TA-4J SKYHAWK

CUSTOM AERONAUTICAL MINIATURES
PO BOX 130, VIDALIA, GA 30475-0130
ALL RIGHTS RESERVED
Copyright ©2018

NOTE • Decals 13/14
Use of periods (U.S.)
varied during seasons.
Refer to photographs,
and cut from decals
before application if
necessary.



landing gear and wheel bays
were painted gloss white. The
inside of the bay doors was the
same blue as the exterior of the
aircraft.

• Temporarily attach gear doors
in closed position. Apply decals
and trim for a precise fit when dry.