



PRODUCTS


AeroMaster™

Phancy Phantoms


VMFA-251/ VMFA-122/ VMFA-115 Pt.V



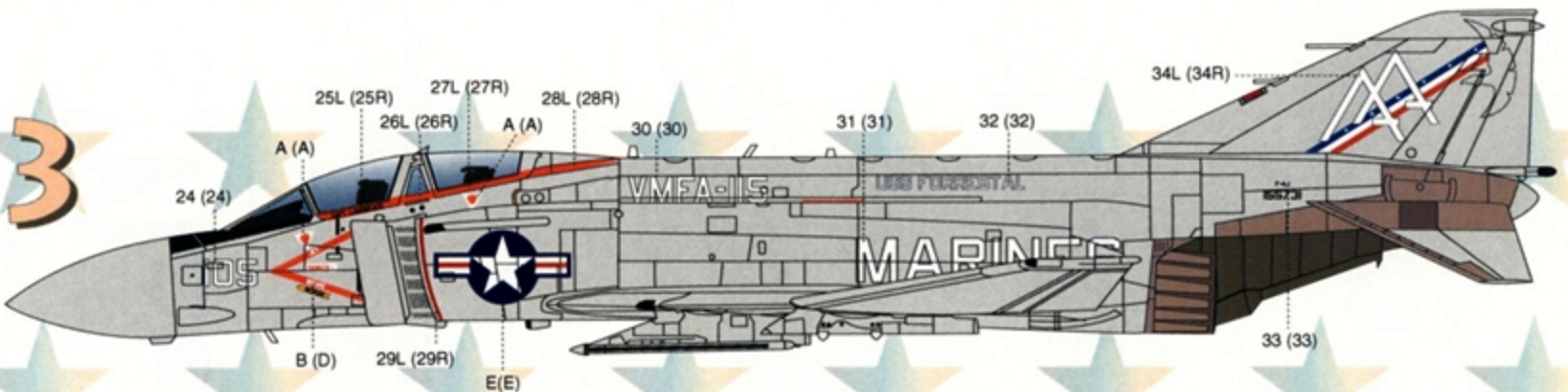
Suggested Kit: Hasegawa F-4J kit



F-4J Phantom BuNo. 153838. Flown by VMA-251 based at MCAS Beaufort, SC in August, 1972. Non-Specular Gull Gray FS36440 upper surfaces with Gloss White FS17875 undersurfaces, landing gear, and control surfaces. Antiglare panel Flat Black. Inlet, wing and tail surface leading edges in Aluminum Corroguard nish. Walkway areas in same shade as upper surfaces. ECM antenna fairing on tail only. Large size wing national insignia. Paint tail Gloss Black before applying decals. Photo ref. 3, page 33.



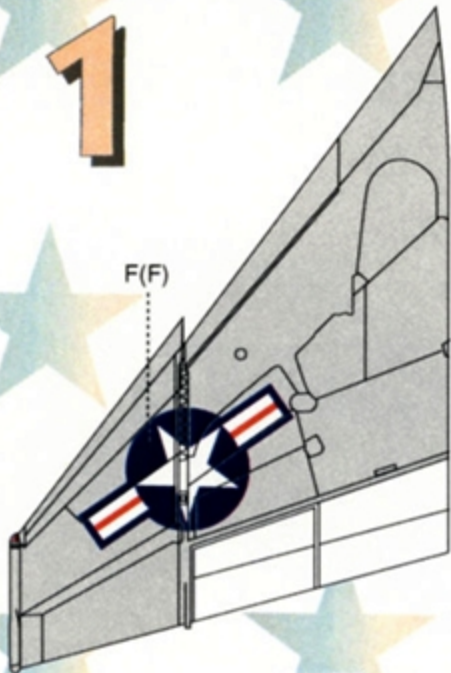
F-4J Phantom BuNo. 157242. VMFA-122 based at MCAS Beaufort in July, 1976 carrying US Bicentennial markings. Finished in Non-Specular Gull Gray FS36440 upper surfaces and Gloss White FS17875 undersurfaces, landing gear, and control surfaces. Inlet, wing and tail surface leading edges have Aluminum Corroguard nish. Flat Black FS37038 antiglare panel and walkway areas, Black radome and nose blaze. Prior squadron markings on nose, center fuselage and entire vertical tail covered with fresh Gull Gray paint which was noticeably more Blue than the faded main upper surface color which had a yellowish cast. Note also that parts of the walkways were covered by the fresh paint. 30" size national insignia on wings. Note ECM antenna fairing on engine inlet trunks. Photo ref. 3, page 32.



F-4J Phantom BuNo. 155731. Assigned to VMFA-115 while deployed aboard USS *Forrestal* (CV-59) in 1981. Painted Gull Gray FS16440 overall with Gloss White FS17875 landing gear and wheel wells. Flat Black FS37038 antiglare panel. Low-visibility White markings applied. Thin Red stripe carried around engine inlet and Red trim around canopy. Note tail and engine inlet trunk ECM antenna fairings. Small size wing national insignia. Names on canopy rails were not legible. Photo ref. 3, page 31.



1

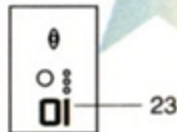
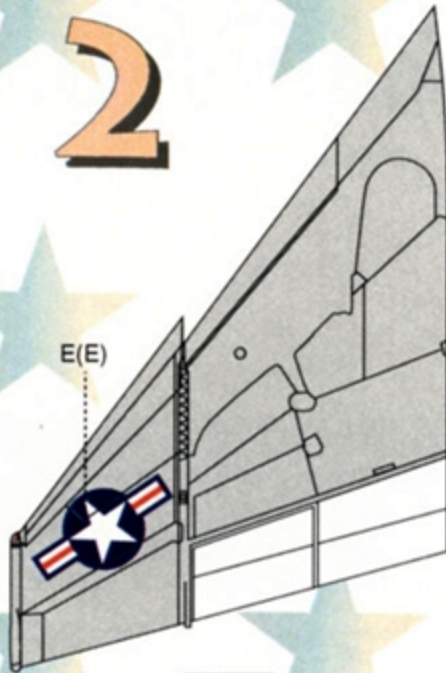


Nose Gear Doors



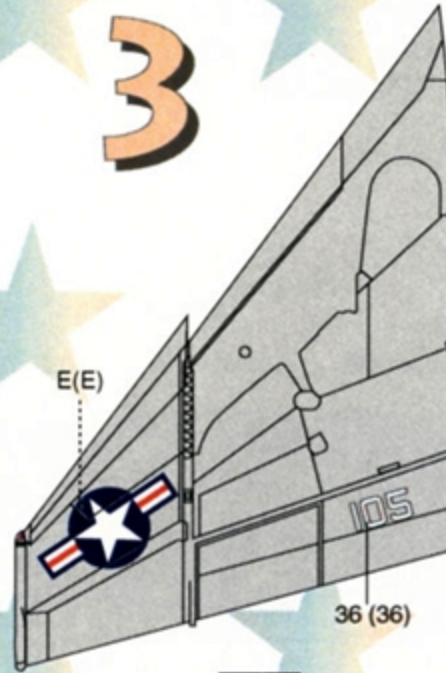
McDonnell
F-4B/J

2



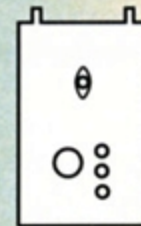
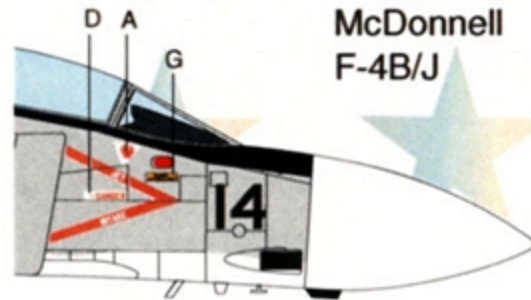
McDonnell
F-4B/J

3

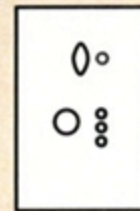


McDonnell
F-4B/J

Typical right
nose details



Hasegawa
F-4B/J Kits



McDonnell
F-4B/J

Note: The forward nose gear door covers in the 1:48th scale Hasegawa F-4B/F-4J kits are incorrect and need to be modified or replaced for these decals to fit properly. The kit landing and CLS lights are too large and too far below the center of the door. The landing light should be .07" (1.8mm) in diameter; the CLS lights diameters should be .02" (.5mm), and the top of the light array should be on the horizontal centerline of the nose gear door. The above drawings are to 1:48 scale.

Suggested 1:48 Scale Kits:

Parts measured for:

Hasegawa F-4J Phantom

Monogram F-4J Phantom

References:

1. F-4 Phantom II in Action, In Action #65, 1984
2. US Navy F-4 Phantoms Part 1, Camouflage & Markings #17, 1990
3. F-4 Phantom Part 1, Aero Detail #4, 1991

If you have suggestions for future subject matter, AeroMaster would like to hear from you. Our goal is to provide high quality, well researched decals of unusual and interesting subjects. We value our customers' input, so if you have specific suggestions or photographs of unusual subject matter which you would be willing to share, please contact us.