



Third Group™



48-036

PO BOX 98865 • TACOMA WA 98498-0865 • USA


Tel: (253) 475-9505 ~ Fax: (253) 475-1597 ~ Email: tgdecals@aol.com

A THREE GEESE Publishing Company

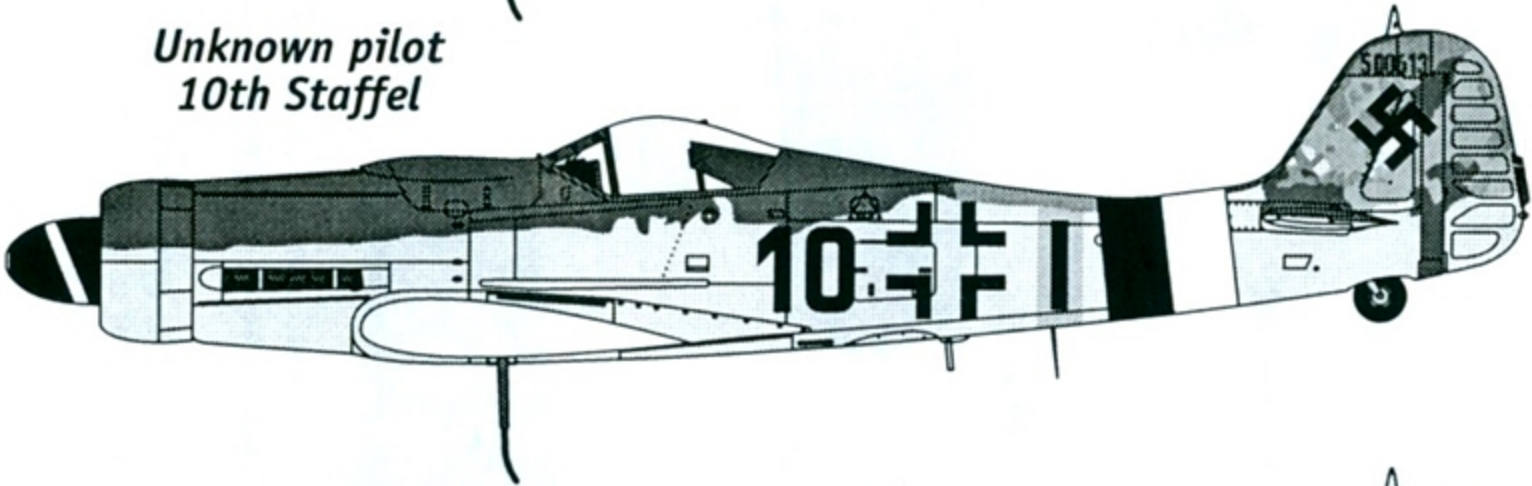
1:48
scale

JG 26 Focke-Wulf Fw 190D-9


*Unknown pilot
Geschwaderstab*



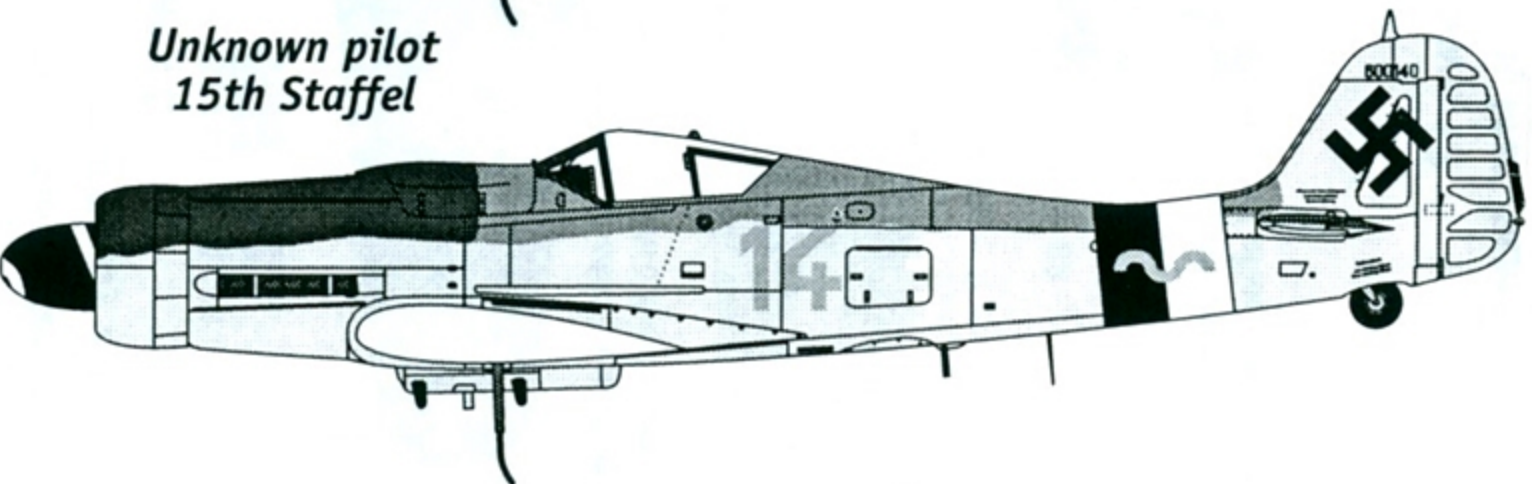
*Unknown pilot
10th Staffel*



*Unknown pilot
7th Staffel*



*Unknown pilot
15th Staffel*



For scale drawings, enlarge by 200%

Some upper surface patterns are conjectural as they are washed-out in reference photographs or are not visible.

TGDecals considers RLM 83 to be bright green and RLM 82 to be dark green.

All Y or Z (read from front)

Septikrum

Black 5

RLM 81 RLM 83

RLM 82

RLM 81 RLM 83

Scruffy RLM 81 gear doors

Dull natural metal (including cowl gun ammo box doors)

Black 10

Dull natural metal

Scruffy RLM 81 gear doors

RLM 82

RLM 76

RLM 82

RLM 76

Dark 'H' probably applied after war's end

Brown 18

RLM 82 RLM 83

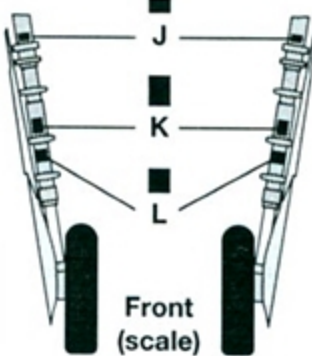
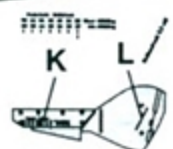
Scruffy RLM 83 gear doors with in-Staffel number



Yellow 14

RLM 82 RLM 83

Black 10 (optional for Brown 18 and Yellow 14)



Position of N

N

N

Front (scale)

©1997

REFERENCES

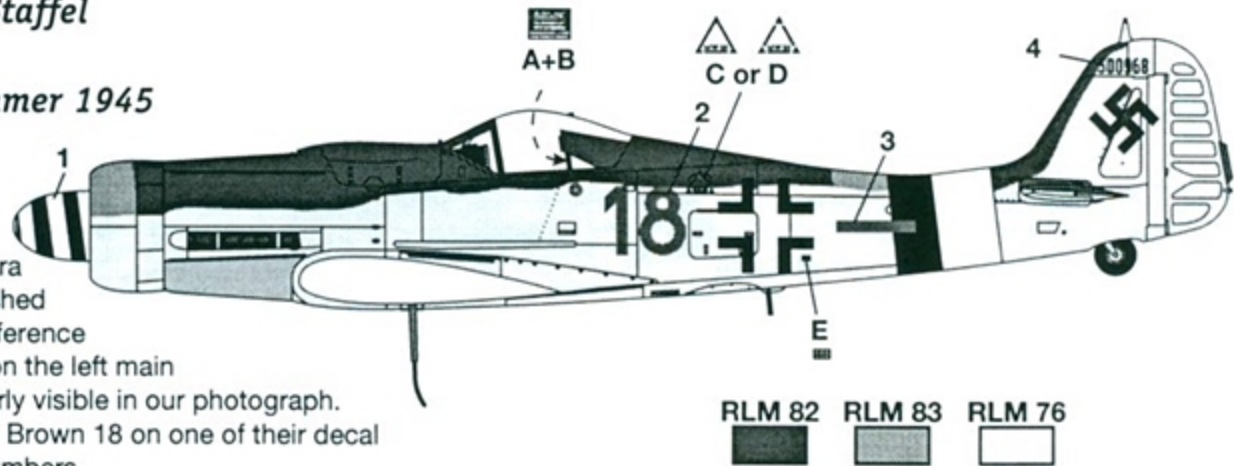
- A: *The Focke-Wulf 190, Aircraft & Legend:* Heinz J. Nowarra, 1965
- B: *JG 26, Photographic History of the Luftwaffe's Top Guns:* Donald L. Caldwell, 1994
- C: *Aero Detail 2, Focke-Wulf Fw 190D:* Shigeru Nohara & Masatsugu Shiwaku, 1990
- D: *Broken Eagles 1, Fw 190D:* Carl Hildebrandt, 1987

Third Group™ – 48-036 – JG 26 – Focke-Wulf Fw 190D-9

For scale drawings, enlarge by 150%

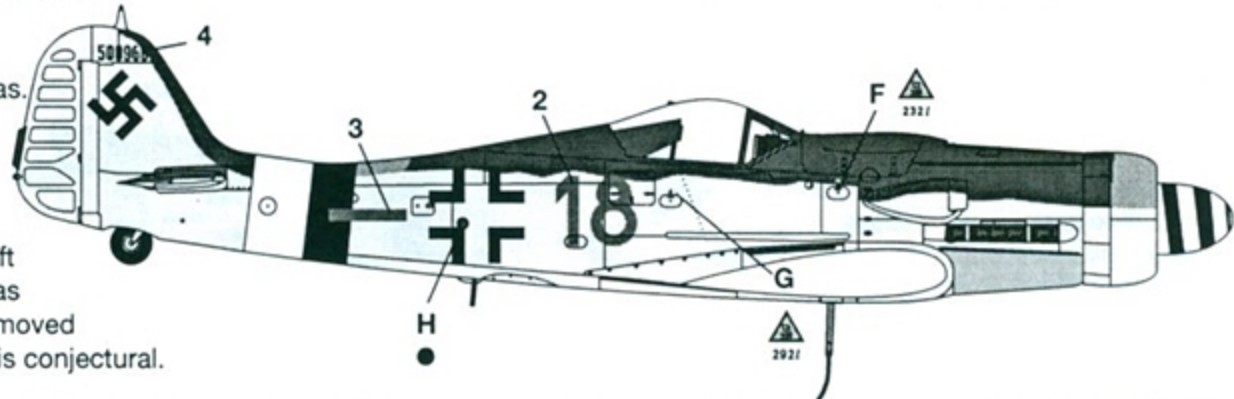
Unknown pilot – 7th Staffel
WNR 500968
Schleswig, Germany – Summer 1945

Note: Our thanks to Mr. Jerry Crandall of Eagle Editions for confirming the Werknummer of this Dora and also for providing a copy of the published photograph. Should you view the listed reference you will notice that the in-Staffel number on the left main gear door is not visible; however, it is clearly visible in our photograph. Also, EagleCal (from Eagle Editions) offers Brown 18 on one of their decal sheets, and it too comes with in-Staffel numbers for the main gear doors.



Equipment: DF Loop and Morane antennas. Unknown style of gun cowling, though engine bearer bulges are present.

Camouflage: RLM 81/83/76. Yellow or natural metal lower engine cowling. The left main gear door, and probably the right, was oversprayed with RLM 81. Rudder was removed in the reference photograph. Right profile is conjectural.



Markings: Black-outline fuselage crosses and probably white-outline upper wing and black-outline lower wing crosses. Although the reference photograph is washed out, one could argue that this Dora had RLM 66 swastikas and Werknummern. Both items have been provided in black and RLM 66 so you can call it the way you see it. The white of the RVD band is wider than the black, and covers the entire fuselage extension insert. Spinner was removed in the reference photograph, thus the provided spiral is based on that of another 7th Staffel Dora. In-Staffel number on main gear doors.

Stencils: Known stencils are C (or D) and E.

References: B - 155; Eagle Editions - photograph.

Unknown pilot – 15th Staffel

WNR 600140 – Wilhelmshaven, Germany – 1945

Note: The small white fuselage cross marks this Dora as being an early production model. As such, we have chosen to depict it with a centerline rack, Morane, DF Loop and FuG 25a antennas, and large swastikas. It appears that most of the original upper surface RLM 75 has been overpainted with RLM 83.

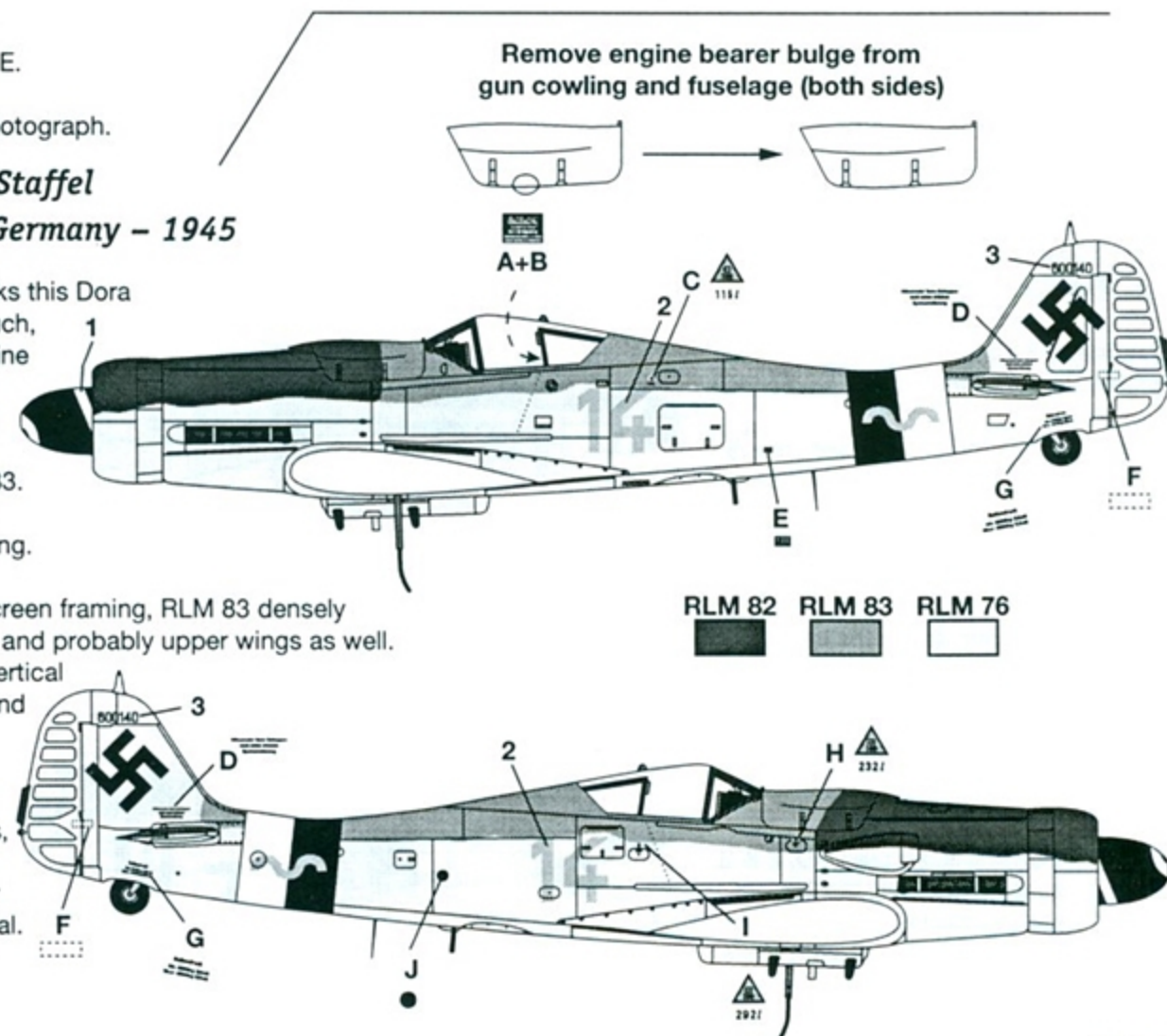
Equipment: One-piece smooth gun cowling.

Camouflage: RLM 82/76, RLM 82 windscreen framing, RLM 83 densely oversprayed gun cowling, fuselage spine, and probably upper wings as well. A camouflage net partially obscures the vertical tail, thus most of its camouflage pattern and the Werknummer are conjectural. Right profile is conjectural.

Markings: White-outline fuselage crosses, and probably upper wing. Probable black-outline lower wing crosses. Spinner spiral and in-Staffel number are conjectural.

Stencils: Known stencils are C.

References: B - 153; D - 8.



Third Group™ – 48-036 – JG 26 – Focke-Wulf Fw 190D-9

For scale drawings, enlarge by 150%

Unknown pilot – Geschwaderstab
WNR 401392
Germany – May 1945

Note: The only photos we have seen of Black 5 show it after the war in American markings as 'USA 13' and also as FE-121 in spurious German markings. As the Stab bars were overpainted, it is impossible to ascertain their actual size.

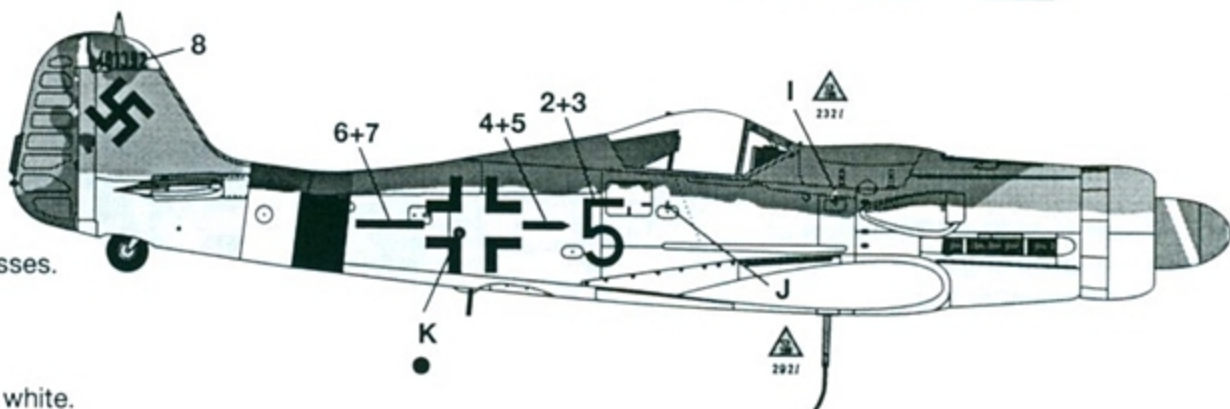

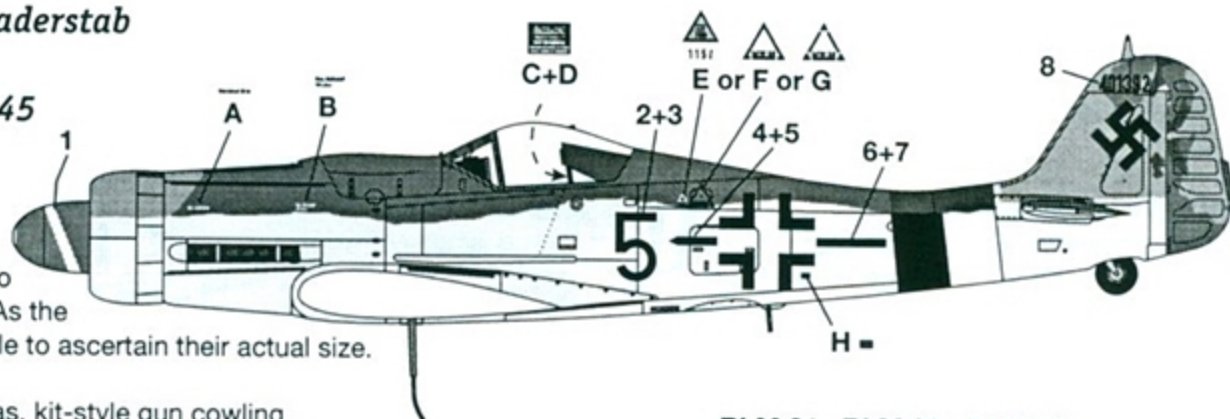
Equipment: DF Loop and Morane antennas, kit-style gun cowling.

Camouflage: RLM 81/83/76, RLM 70 or RLM 24 (green) spinner, RLM 83 oversprayed vertical tail with RLM 81/82 mottling. Left profile is conjectural

Markings: Black-outline fuselage and white-outline upper wing crosses, and probably black-outline lower wing crosses. White and yellow spinner spirals, which end at a propeller blade cutout, have been provided so you can choose whichever one you think it is. Our guess is white.

Stencils: Known stencils are A, B, C, D, H, I, J, K, L.

References: A - 117; B - 155; C - 67.



Unknown pilot – 10th Staffel

WNR 500613 – Celle, Germany – 1945

Note: This Dora was found abandoned at Celle (Hannover), Germany during 1945. Reference photographs show Black 10 in a somewhat stripped state, apparently taken after souvenir hunters helped themselves to their find. This Dora was later repainted and marked 'USA 15' for return to the USA for evaluation, but it is unknown if it ever arrived.

Color photographs of 500-block Doras show the main upper fuselage color as RLM 82 (dark green), though in reference photographs it appears too light for such, thus our call for RLM 81 (brown).

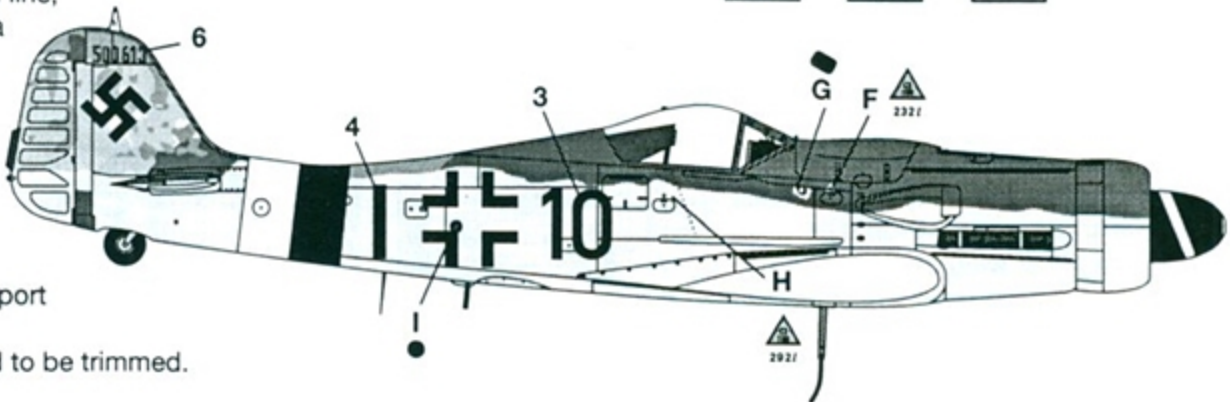

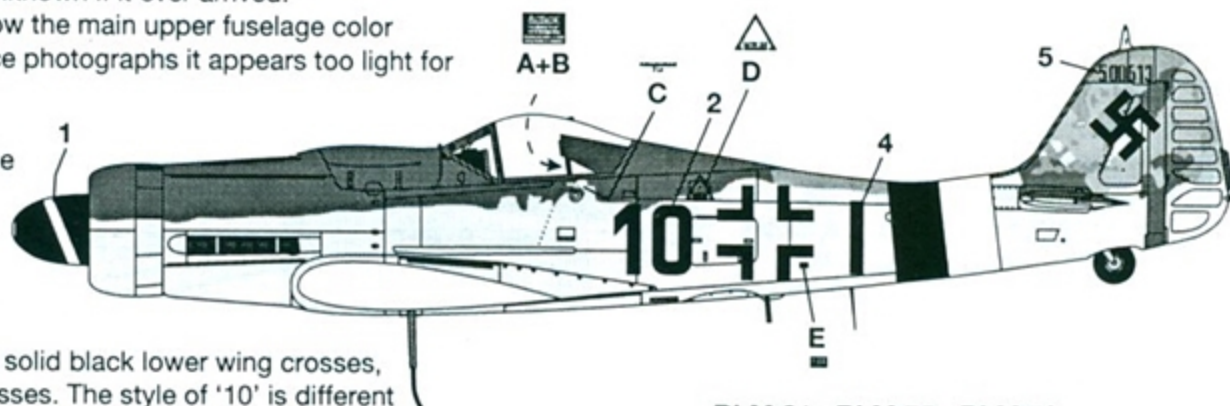
Equipment: Kit-style gun cowling, probable Morane, DF Loop and FuG 25a antennas.

Camouflage: RLM 75/81/76 with heavy RLM 75/81/83 mottling on the vertical tail.

Markings: Black-outline fuselage crosses, solid black lower wing crosses, and probably white-outline upper wing crosses. The style of '10' is different on both sides. The Third Gruppe bar (4), which runs from the lower panel line to slightly above the upper panel line, is positioned slightly forward of center on a light colored section of airframe between parallel rows of rivets not on the Tamiya kit. The left-side RLM 66 Werknummer (5) is not evenly spaced.

Stencils: Known stencils are C, D, E & G. Note that stencil D has only the bottom of the triangle segmented. The flare signal port and upper strengthener rib are too close together, thus the white patch (G) will need to be trimmed.

References: B - 154; D - 2, 3 and 9.

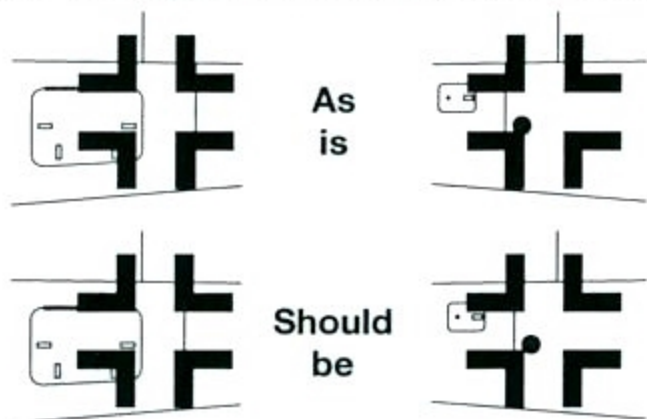


Drawings and decals are based on the Tamiya Fw 190D-9, though they may be suitable for DML/Trimaster Doras.

Our color callouts are how we plan to paint our Doras. As accurate calling of late war colors is akin to throwing darts, you are encouraged to review the listed references to make your own determination.

Below are some points of interest and also modifications you may wish to perform.

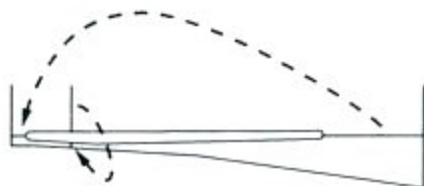
Mid-fuselage panel lines are too far aft.



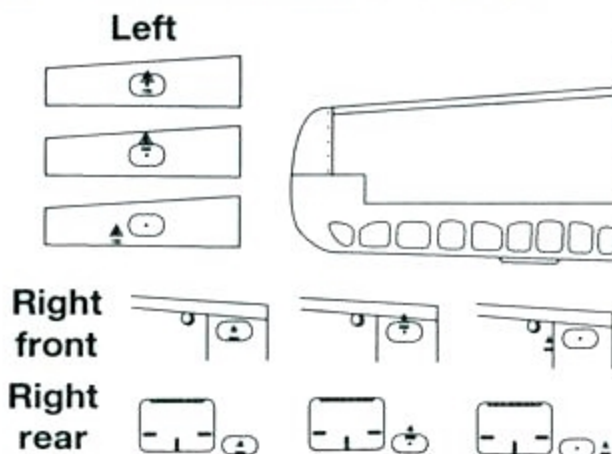
Rudder middle hinge and gust lock stencil



Extend panel lines forward and below lowermost fuselage strengthener rib (both sides)



Common variations of fuel triangle placement (not necessarily paired)



Scribe upper seam line (note the offset to right) and extension double-fold

