


MOOSE
REPUBLIC
DECALS



Saab J 29E/F Tunnan Part II

Designed to fit the Pilot Replicas Model



J 29E, J 29E, 29448, yellow Petter F3 Malmen/Linköping. Yellow striped elevator.



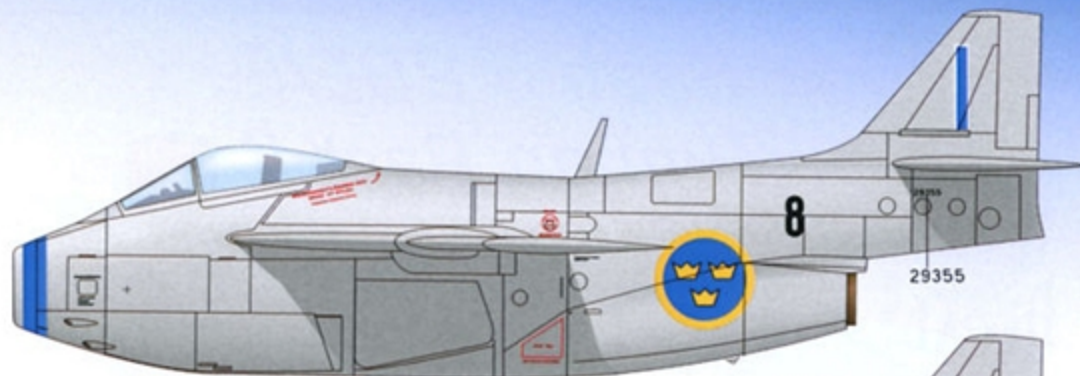
J 29E, 29384, blue Harald F4 Frösön/Östersund. Green fin and wing tips, see top view for more information. This a/c later received the crest badge of F4.



J 29F, 29416, yellow Johan F10 Ängelholm. Black exercise markings see top and bottom view for more information. Use decals (9 b) and (17 b) for stencils on black background.



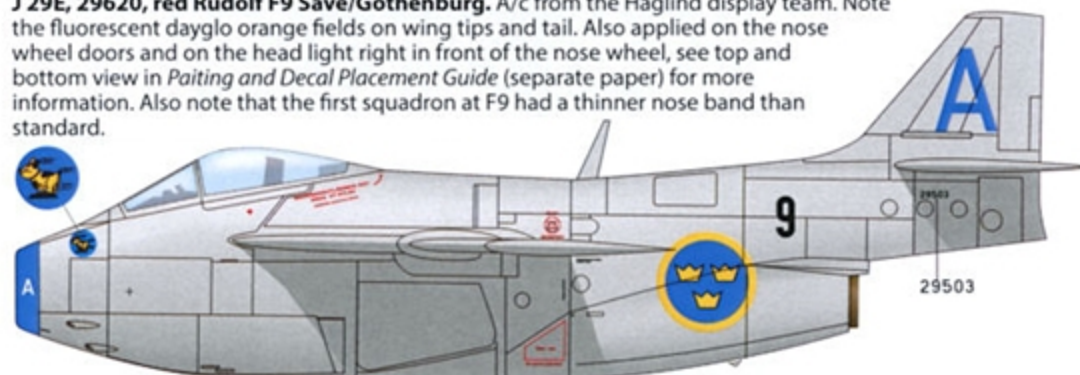
J 29F, 29672, blue Cesar F4 Frösön/Östersund. The a/c still had the former users badge on the nose, (yellow P at third squadron, F9).



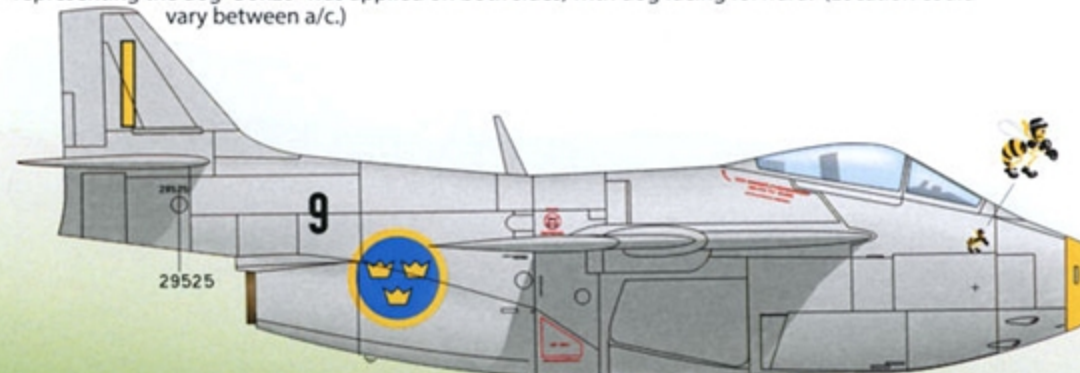
J 29E, 29355, blue Ivar F8 Barkarby/Stockholm.



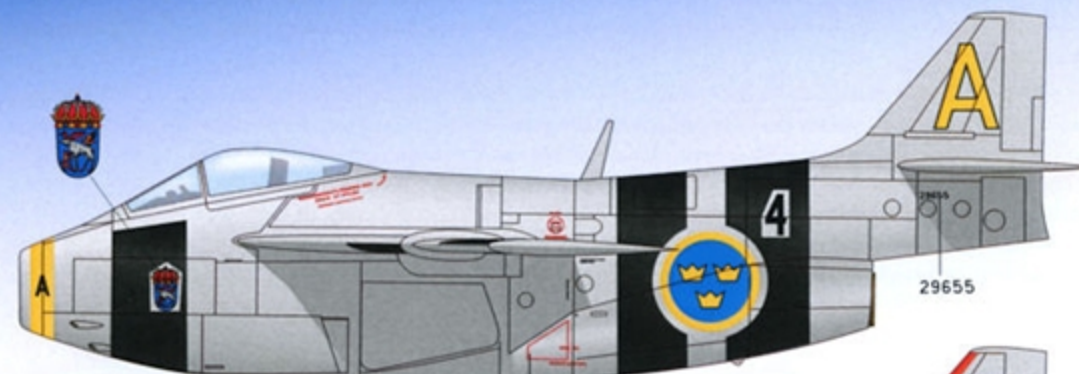
J 29E, 29620, red Rudolf F9 Säve/Gothenburg. A/c from the Haglind display team. Note the fluorescent dayglo orange fields on wing tips and tail. Also applied on the nose wheel doors and on the head light right in front of the nose wheel, see top and bottom view in *Painting and Decal Placement Guide* (separate paper) for more information. Also note that the first squadron at F9 had a thinner nose band than standard.



J 29E, 29503, blue Adam F9 Säve/Gothenburg. Paint nose ring for best result. Second squadrons badge representing the dog "Bonzo" was applied on both sides, with dog facing forward. (Location could vary between a/c.)



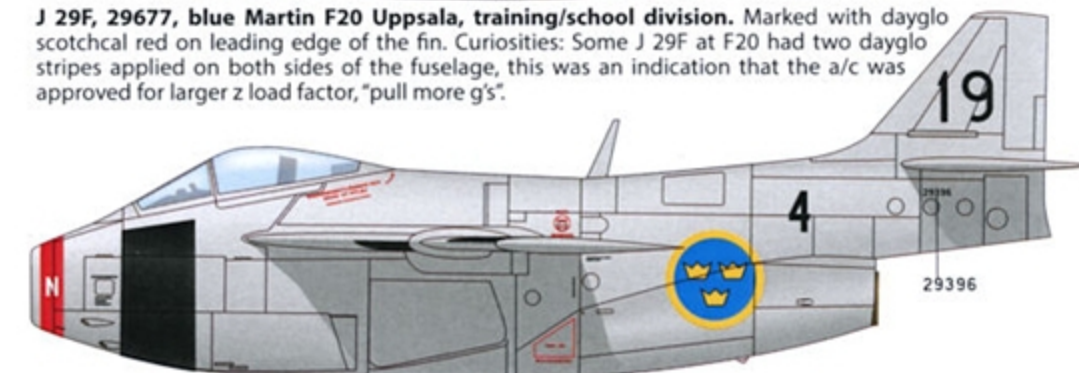
J 29E, 29525, yellow Ivar, F9 Säve/Gothenburg. Paint the nose ring for best result. The third squadrons wasp badge was applied on both sides, with figure facing forward.



J 29F, 29655, yellow Adam, F4 Frösön/Östersund. Use decals (9b) and (17b) for stencils on black background.



J 29F, 29677, blue Martin F20 Uppsala, training/school division. Marked with dayglo scotchcal red on leading edge of the fin. Curiosities: Some J 29F at F20 had two dayglo stripes applied on both sides of the fuselage, this was an indication that the a/c was approved for larger z load factor, "pull more g's".



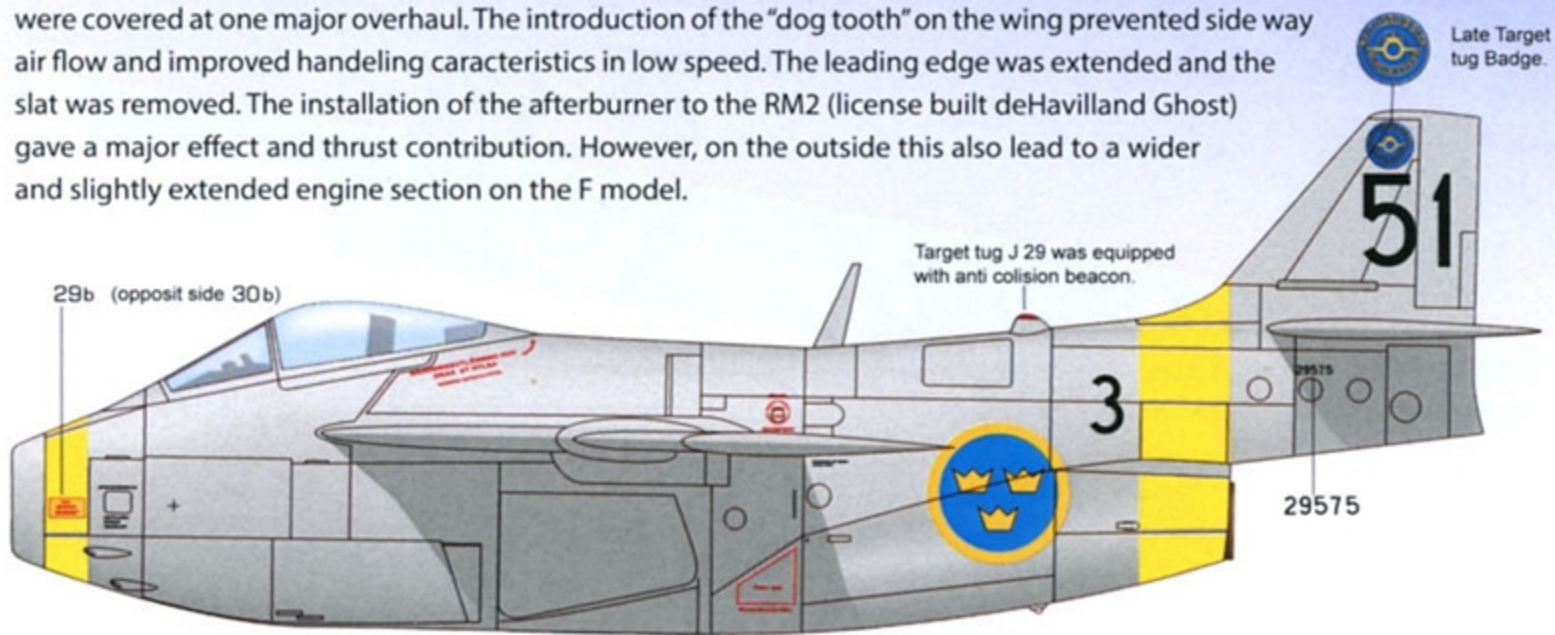
J 29F, 29396, red 19 (former red N) F4 Frösön/Östersund. Black exercise markings around nose (including nose wheel doors) and wings. See top and bottom view for more information. The late J 29F could also be equipped with Rb 24 Sidewinders on the pylon station inside of the drop tanks (Drop tank version II).



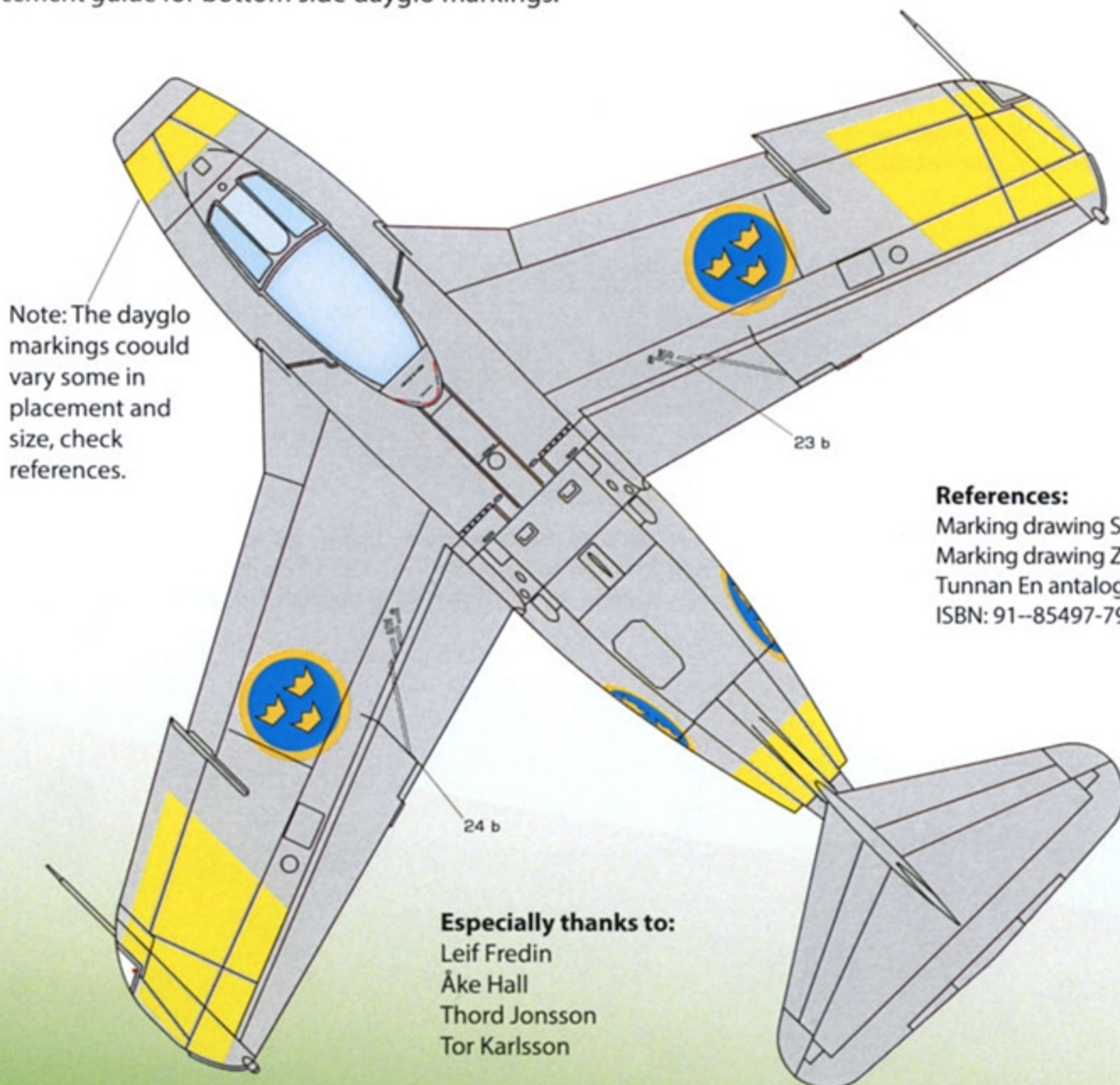
J 29F, 29395, red 41 (former K) F3 Malmen/Linköping.

J 29 E & F Information

The J 29 Tunnan went through a couple of modifications over the years and the last two stages included modified outer section of the wing, -the E modification and upgraded engine, -the F modification. For many/some aircraft these two stages were covered at one major overhaul. The introduction of the "dog tooth" on the wing prevented side way air flow and improved handling characteristics in low speed. The leading edge was extended and the slat was removed. The installation of the afterburner to the RM2 (license built deHavilland Ghost) gave a major effect and thrust contribution. However, on the outside this also lead to a wider and slightly extended engine section on the F model.



J 29F, 29575, 51, target tug squadron at F3 Malmen/Linköping. Scotchcal dayglo yellow areas. The former target tug badge was inverted colour wise and is also included on the decal sheet. See *Decal Placement guide* for bottom side dayglo markings.



References:

- Marking drawing S 599001
- Marking drawing ZD 4272
- Tunnan En antalogi, Lennart Berns
- ISBN: 91-85497-79-0

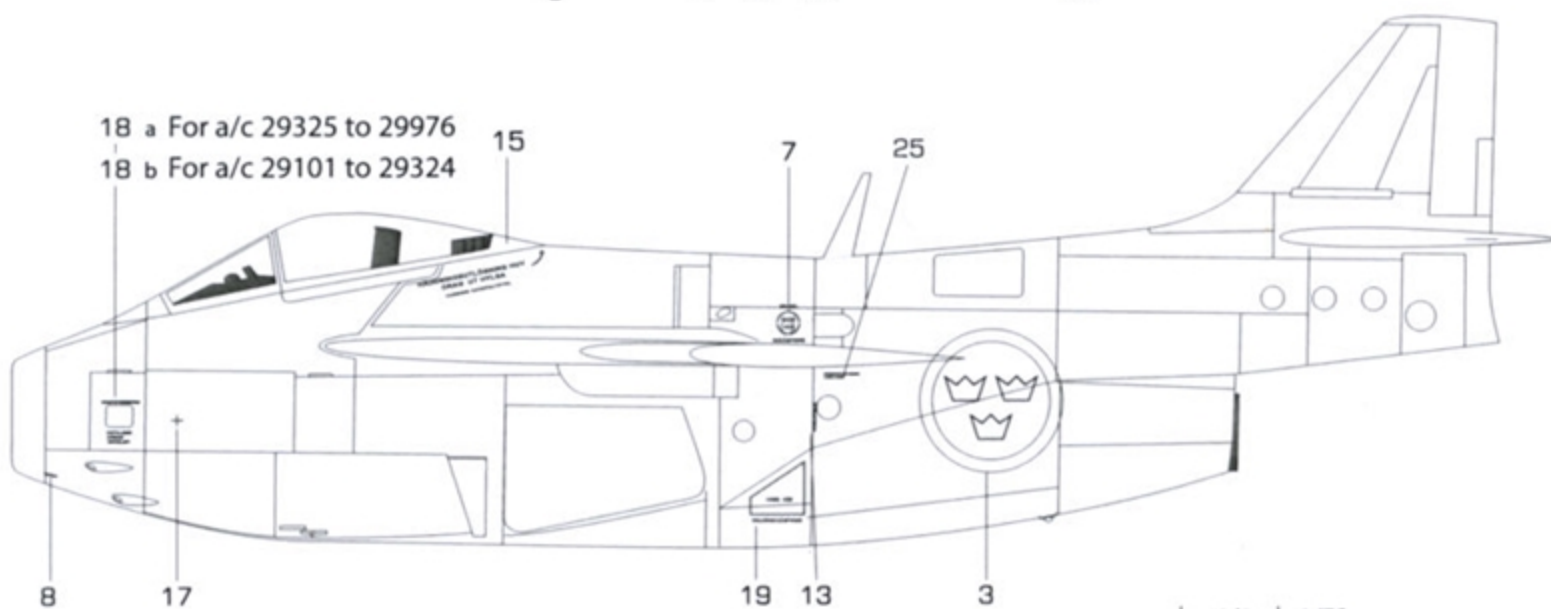
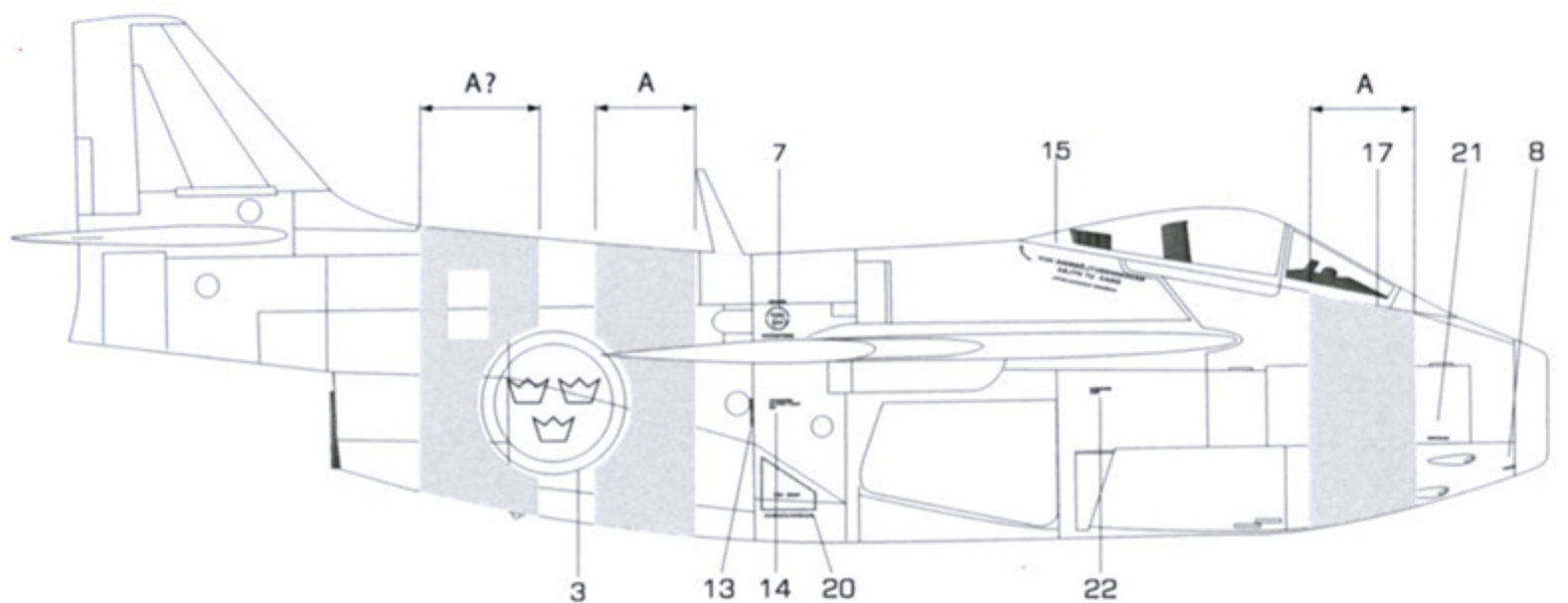
Especially thanks to:

- Leif Fredin
- Åke Hall
- Thord Jonsson
- Tor Karlsson

J 29E/F Saab Tunnan

Painting and decal placement guide

J 29 E/F Tunnan was mostly seen in a bare metal scheme with nose band painted in the squadron colour. Black bands around the fuselage and the wings was widely used as exercise markings. It was less common to paint the vertical stabilizer and wing tips (Swe AF Olive Green 325) at the fighter wings.



18 a For a/c 29325 to 29976
 18 b For a/c 29101 to 29324

	1/1	1/72
A	75 cm	~10.4 mm
B	140 cm	~19.4 mm
C	80 cm	~11.1 mm
D	150 cm	~20.8 mm
E	200cm	~27.8 mm

