



CF-18A HORNET

2010 '100 YEARS NAVY' SCHEME

(C) 2015 CANUCK MODEL PRODUCTS

- 036-72
- 036-48
- 036-32



NAVY  MARINE 100

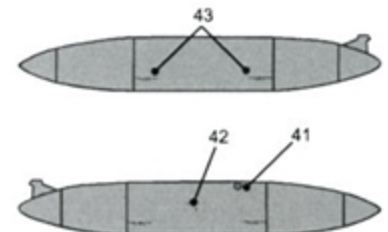
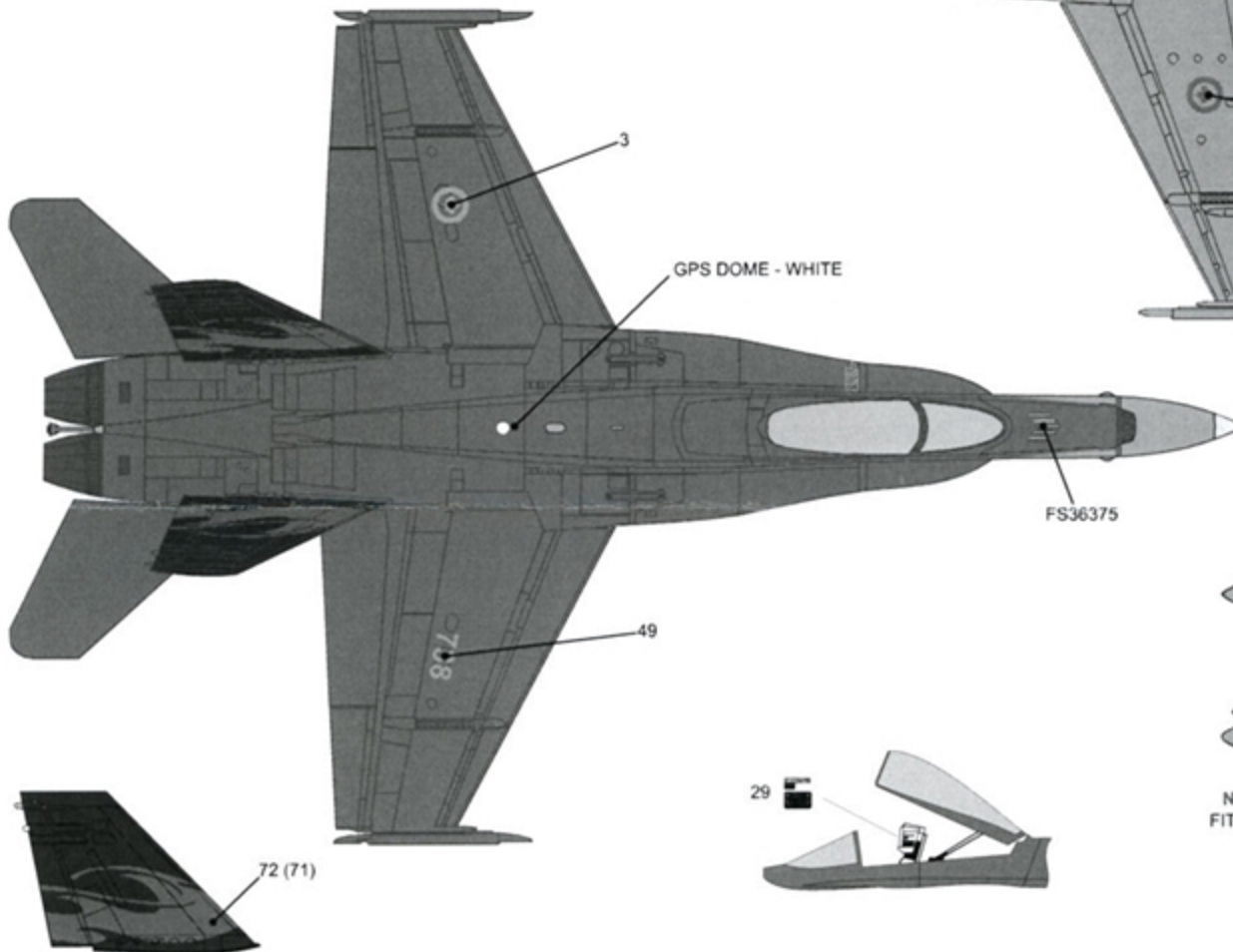
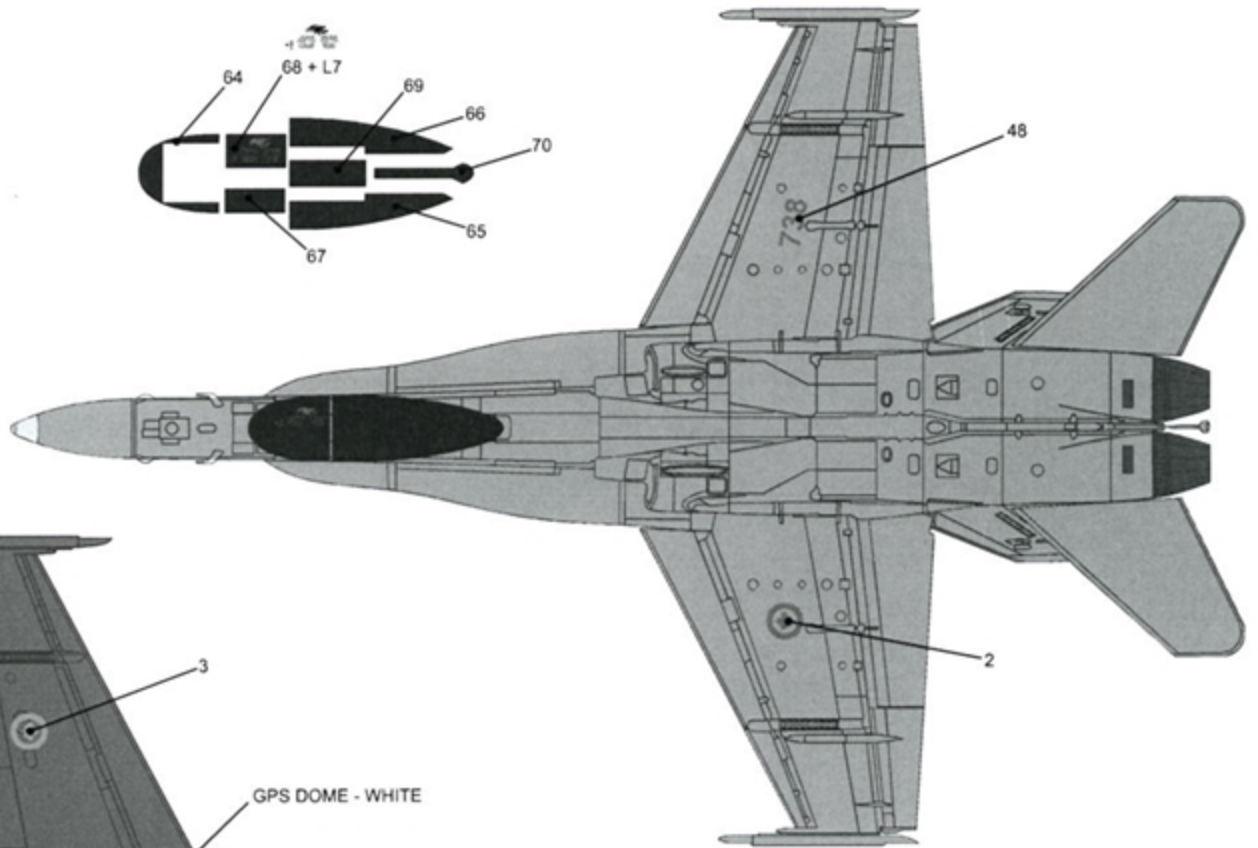
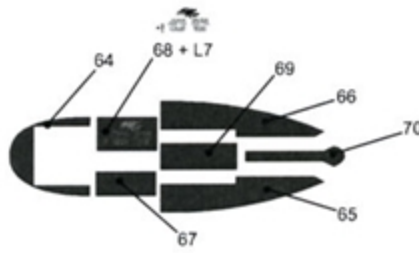


CF-18A HORNET - '100 YEARS NAVY' SCHEME

PAINT AND PRIMARY MARKING DECAL GUIDE

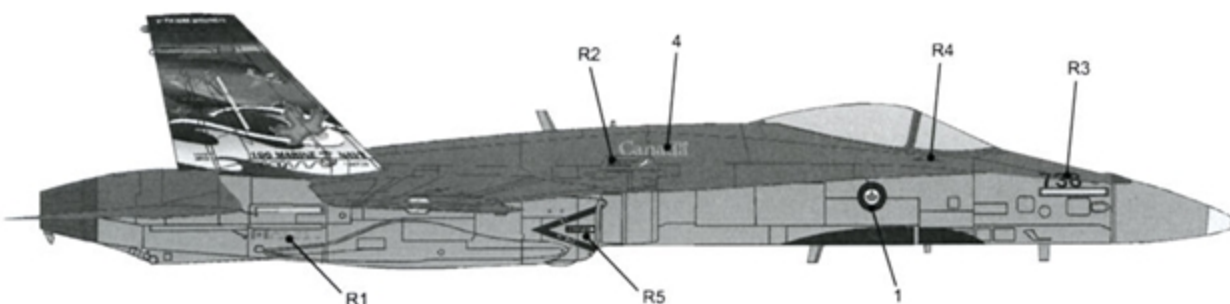
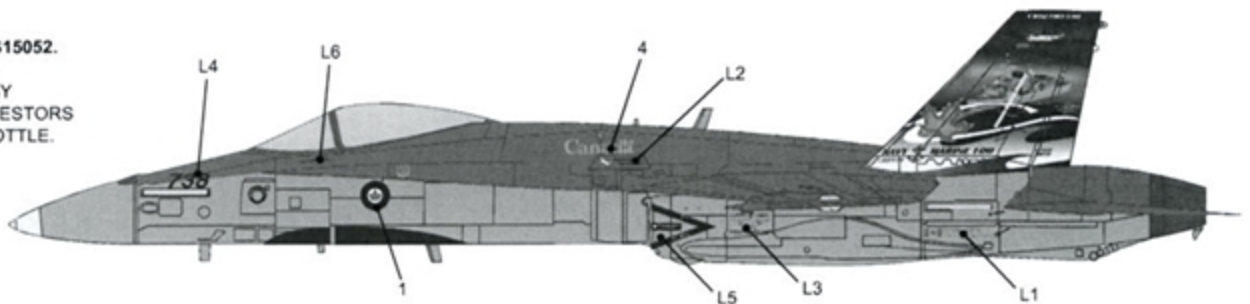
TOP SURFACE: BLUE GREY
FS 35237

LOWER SURFACE: GREY
FS 36375



NOTE - EXTERNAL FUEL TANKS ARE NOT FITTED DURING DEMONSTRATION FLIGHTS. DECALS PROVIDED AS AN OPTION.

PAINT BOTH SIDES OF TAIL FIN DARK BLUE FS15052. THE SAME BLUE AS THE FALSE CANOPY AND ROUND. IT IS POSSIBLE TO MIX THE BLUE BY ADDING 2 TO 3 DROPS OF GLOSS BLACK TO TESTORS GLOSS 'DARK BLUE' IN THE SQUARE 7.4 ML BOTTLE.



THE TAIL GRAPHIC IS DIGITALLY PRINTED ON SOLID WHITE DECAL PAPER. YOU MUST TRIM THE DECAL VERY CLOSE TO THE GRAPHIC TO AVOID HAVING A WHITE EDGE. THESE DECALS ARE PRE-COATED WITH A SCREEN PRINTED CLEAR LAYER. THERE IS NO NEED TO APPLY ANY ADDITIONAL CLEAR COAT.

THESE DECALS ARE SLIGHTER THICKER THAN THE PRIMARY DECALS AND REQUIRE SOME SETTING SOLUTION TO SETTLE INTO THE DETAILS OF THE TAIL FIN. IT MAY BE NECESSARY TO CAREFULLY SLIT THE DECAL AT THE ECM FAIRINGS SO THEY WRAP OVER THE CONTOUR OF THESE DETAILS.



CF-18A HORNET - '100 YEARS NAVY' SCHEME

MAINTENANCE AND WARNING DECAL GUIDE

