

48-781

PRODUCTS

AeroMaster™




F-100D USAF SUPER SABRE

PART V

Suggested Kit: 1:48 Monogram/Revell F-100D Super Sabre

F-100D USAF SUPER SABRE

North American F-100D Super Sabre 55-2796 **PART V**
 Captain Robert Maxwell
 511th. Fighter Bomber Squadron, 405th. Fighter Bomber
 Wing, Langley Air Force Base, Virginia, May 1959.



Our thanks to Dave Menard
 for his advise, corrections and
 coaching.

THANKS DAVE !!!

NOTE: Decal 18 was possibly applied
 to both sides.



North American F-100D Super Sabre 55-3558
 'STINGER'
 35th. Tactical Fighter Squadron, 8th. Tactical
 Fighter Wing, Itazuke Air Force Base, Japan
 1960. Pilot name is bogus.

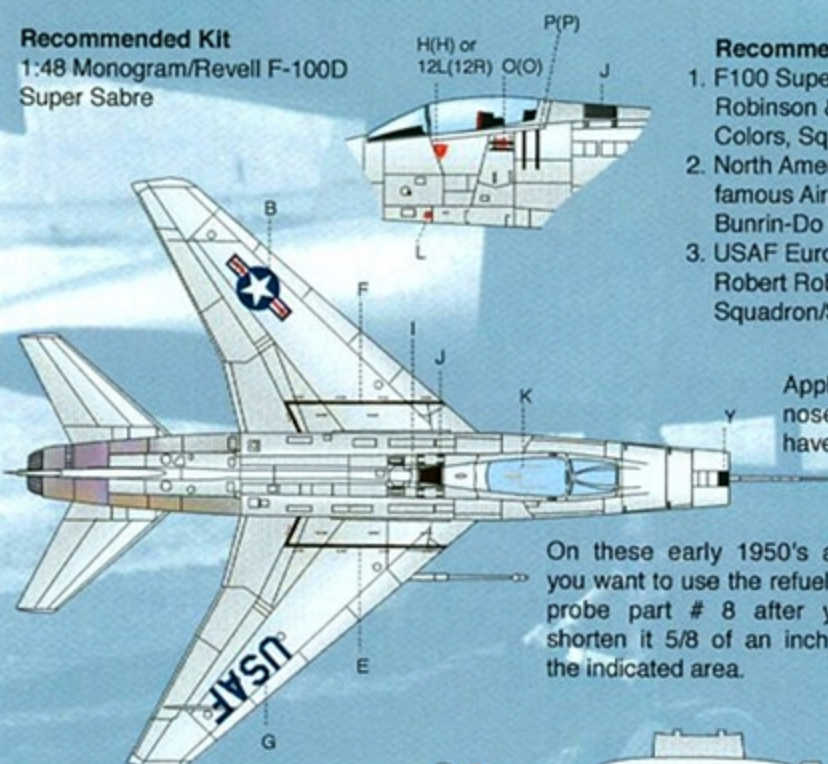
Recommended Kit

1:48 Monogram/Revell F-100D
 Super Sabre

Recommended Reference

1. F100 Super Sabre in Color, Robert Robinson & David Menard, Fighting Colors, Squadron/Signal Publications
2. North American F-100 Super Sabre, famous Airplanes of the World No. 22, Bunrin-Do Co. Ltd.
3. USAF Europe 1948-1965 in Color, Robert Robinson, Fighting Colors, Squadron/Signal Publications

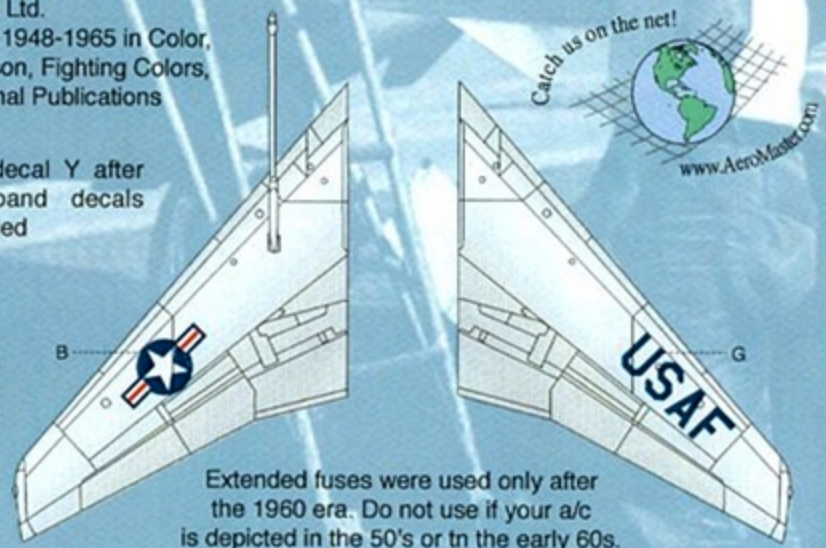
Specifications called for the USAF and
 U.S. AIR FORCE to be painted Insignia
 Blue or Black, Blue being the first choice.



On these early 1950's a/c,
 you want to use the refueling
 probe part # 8 after you
 shorten it 5/8 of an inch at
 the indicated area.



Apply decal G (top right) before
 glueing wing fences



Extended fuses were used only after
 the 1960 era. Do not use if your a/c
 is depicted in the 50's or in the early 60s.