
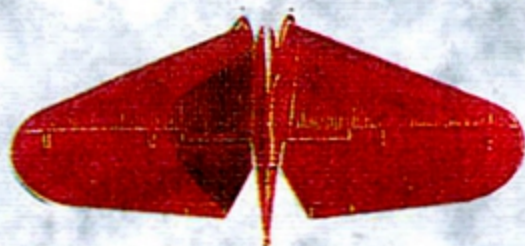





48-001
PRE-WWII 1937 - 41
USN TBD-1 DEVASTATOR
12 SECTION LEADERS AIRCRAFT
VT-2: (LEXINGTON)
VT-5: (YORKTOWN)



YELLOW-WINGS
DECALS



Contact us at:
WWW.YELLOW-WINGSDECALS.COM
Or by phone at: 908-862-7176



Decal Placement & Color Guide

**YELLOW-WINGS
DECALS**



**Recommended Model Paints:
Testor's Model Master Enamels**

**PRE-WWII 1937-41
USN TBD-1 DEVASTATOR
12 SECTION LEADERS AIRCRAFT
VT-2: (LEXINGTON)
VT-5: (YORKTOWN)**

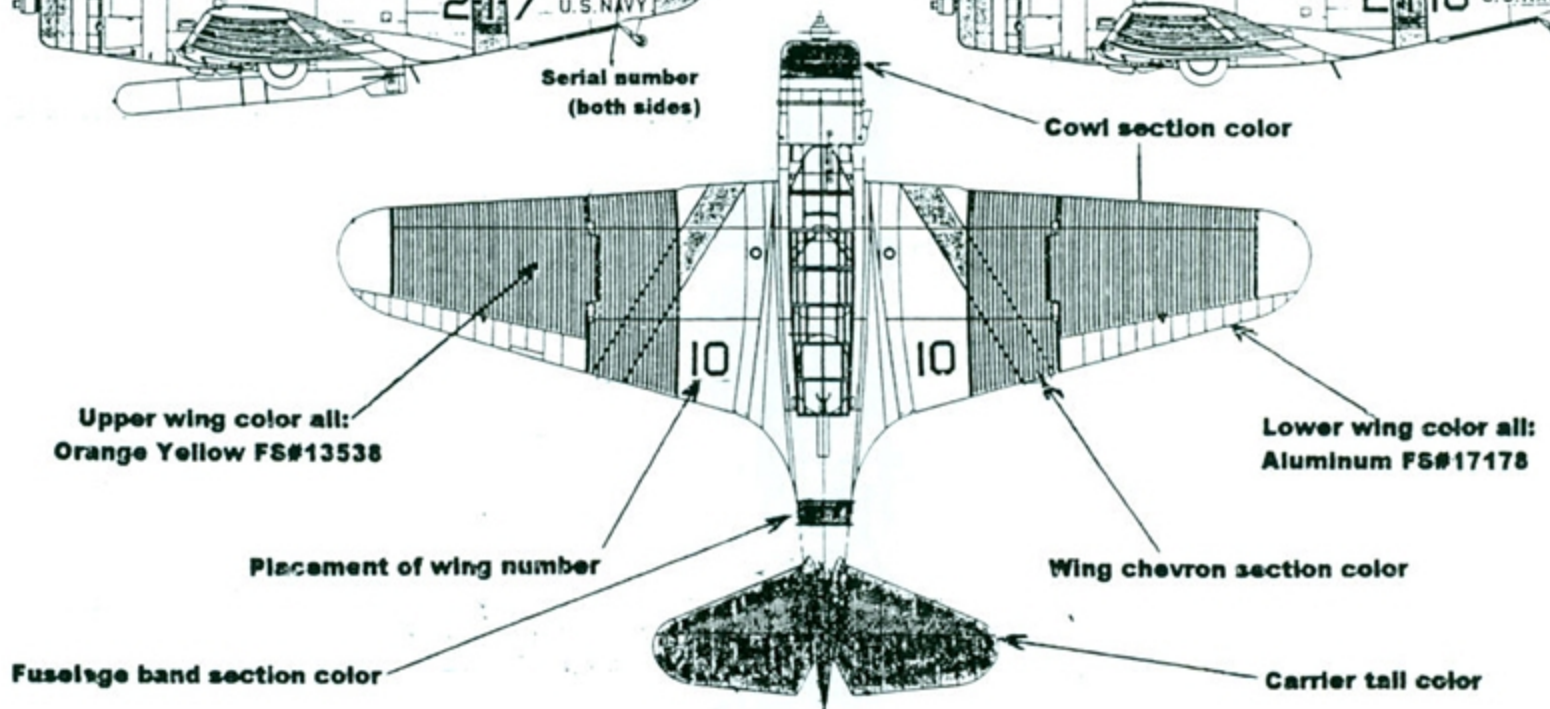
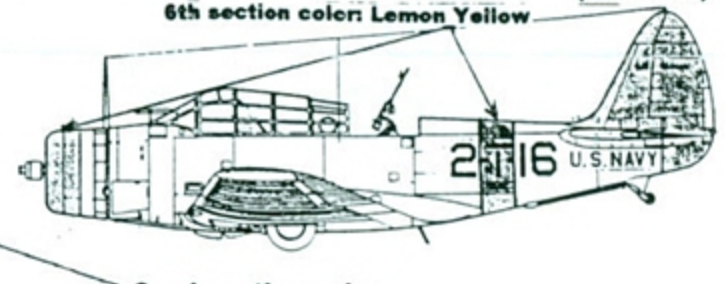
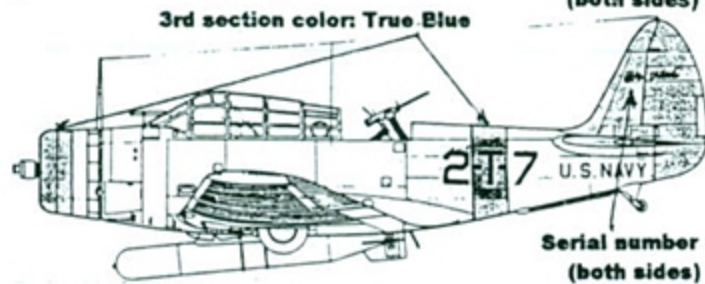
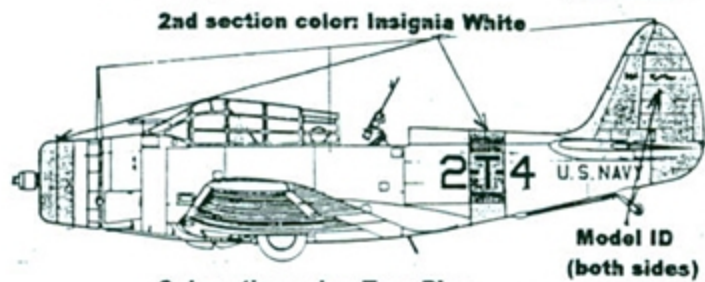
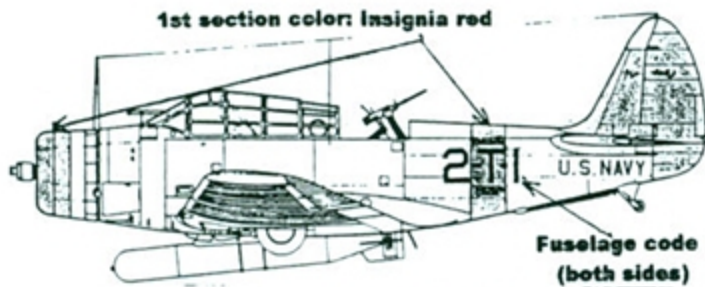


**Recommended Model:
Revell / Monogram
TBD-1 Devastator**

**Tail color all:
Lemon Yellow FS#13655**

**VT-2
Torpedo Squadron 2
CV-2 USS Lexington**

**Fuselage color all:
Aluminum FS#17178**



Model Master paints needed:

#1745 Insignia white (gloss) FS#17875	#1790 Chrome Silver (gloss) FS#17178
#1747 Black (gloss) FS#17038	#2030 True Blue (gloss) FS#15102
#1707 Chrome yellow (gloss) FS#13538	#2028 Willow Green (gloss) FS#14187
#2023 Blue Angels Yellow (gloss) FS#13655	#2715 Guards Red (gloss) FS#11130

**Decals Custom Printed by:
MICROSCALE**

**Visit us at:
www.yellow-wingsdecals.com**

**Made in USA
Copyright © 2003 YWD**

Douglas TBD-1 "Devastator" A Brief History

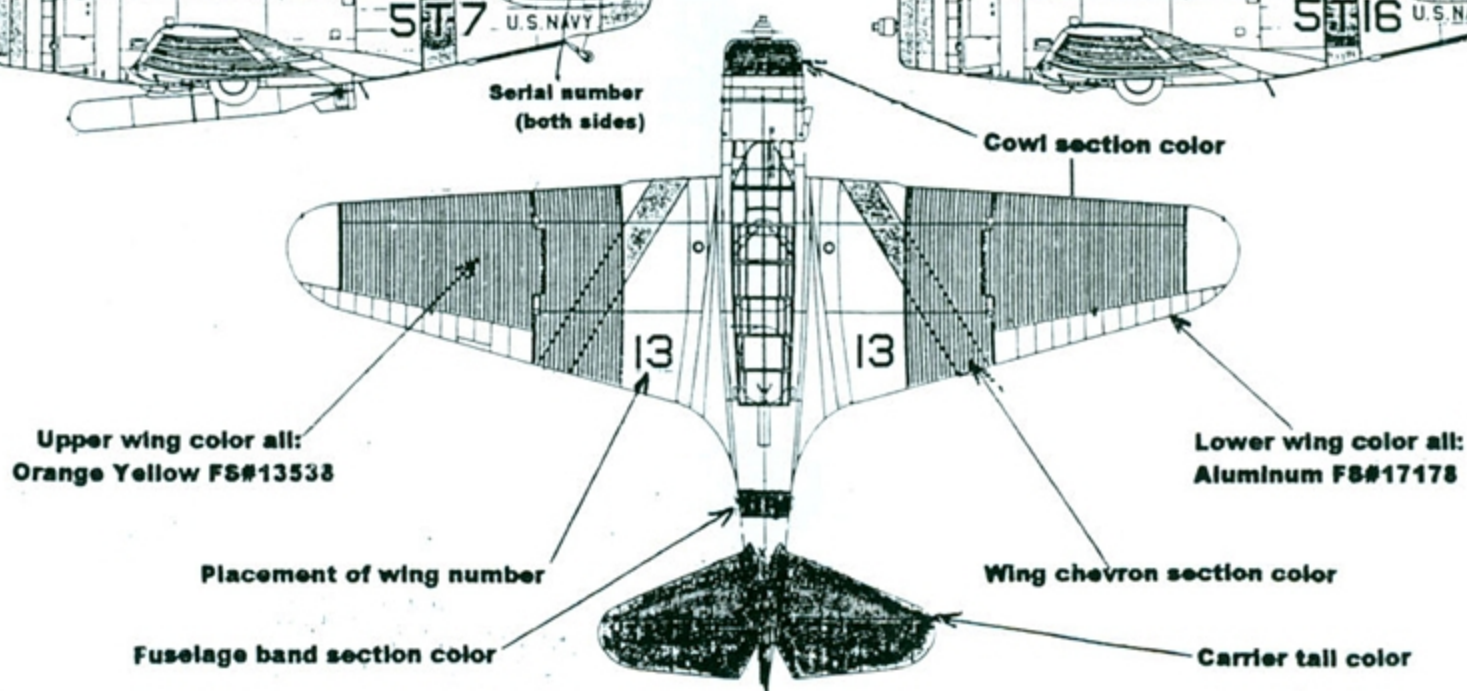
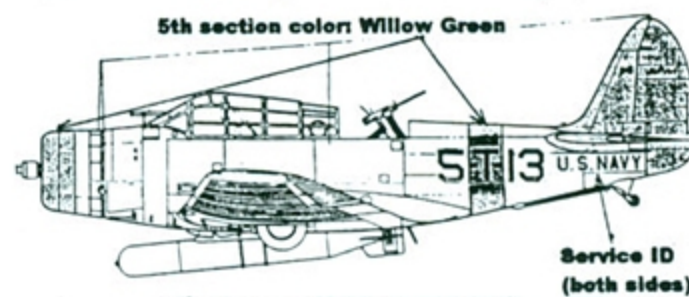
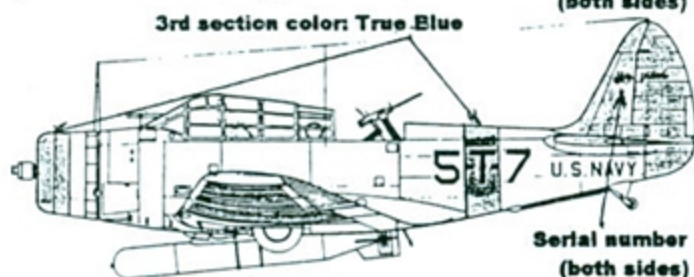
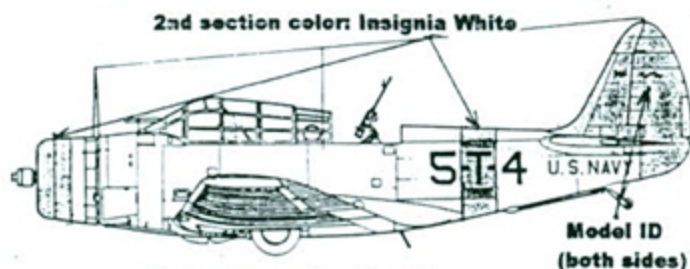
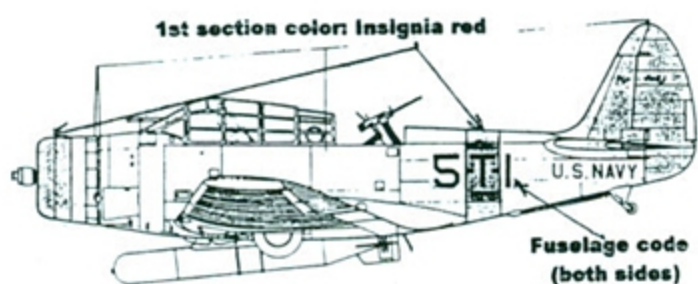
The TBD-1 officially entered US Navy squadron service on 5 October 1937. It's original design was submitted to the BuAer on 30 June 1934. The Navy had been looking for a new torpedo/bomber to replace it's aging bi-planes then in service. The TBD carried a crew of three. Armament consisted of two M2 Browning machine guns, one .30 caliber was mounted on a flexible ring at the rear of the canopy the other, a .30 caliber or .50 caliber was fixed in the starboard side of the cowling. It could also carry up to 1200 lbs in bombs. The main armament however was the infamous MK XIII torpedo. The TBD is credited with many firsts, it was the first all-metal, low wing monoplane to enter into US Navy carrier service. It was also the first carrier aircraft to have hydraulically powered folding wings. When the Devastator entered US Navy service in 1937 it was considered the most advanced aircraft in carrier service at the time. But by 7 December 1941 the Devastator was already obsolete, and suffered the indignity of being totally outclassed by the enemy. But in the few years before WWII she must have been a glorious bird to behold. She will always be recognized as a pioneer in monoplane carrier development.

48-001

Tail color all:
Insignia Red FS#11136

VT-5
Torpedo Squadron 5
CV-5 USS Yorktown

Fuselage color all:
Aluminum FS#17178



This decal sheet can be used together with Yellow-Wings Decal sheets #48-003 & #48-005. Decal sheet #48-003 contains wing chevrons & fuselage bands in all 6 section colors, as well as Squadron Insignia and Tri-color prop tips. By using decal sheet #48-003 (wing chevrons & fuselage bands) you eliminate the tedious task of masking and painting these details, thereby saving you valuable time. Decal sheet #48-005 contains US National Insignia in the correct sizes (upper & lower wing) for the Devastator and 4 other aircraft of the time period 1931-41.

PRE-WWII US NAVY & USMC AIRCRAFT COLOR REFERENCE CHART

During the early 1930's the US Navy & USMC loosely adopted a system of aircraft identification using colors, letters and numbers for identifying aircraft from the different carriers, squadrons and land bases then in use. As new carriers were built and came on line and aircraft squadrons grew, this system became confusing and unmanageable and needed to be updated. In 1937 this system was somewhat simplified and officially adopted by the US Navy. Here is that system.

CARRIER IDENTIFICATION

Each aircraft carrier was assigned a color as follows:

USS LEXINGTON CV-2 : LEMON YELLOW FS#13655

(matching color : Testor's Model Master #2023 Blue Angels Yellow gloss)

USS SARATOGA CV-3 : INSIGNIA WHITE FS#17875

(matching color : Testor's Model Master #1745 Insignia White gloss)

USS RANGER CV-4 : WILLOW GREEN FS#14187

(Matching color : Testor's Model Master #2028 Willow Green gloss)

USS YORKTOWN CV-5 : INSIGNIA RED FS#11136

(Matching color : Testor's Model Master #2718 Guards Red gloss)

USS ENTERPRISE CV-6 : TRUE BLUE FS#15102

(Matching color : Testor's Model Master #2030 True Blue gloss)

USS WASP CV-7 : GLOSS BLACK FS#17038

(Matching color : Testor's Model Master #1747 Gloss Black)

These colors were applied to the tail surfaces of all aircraft operating from the six carriers, thus identifying each aircraft with the carrier from which it flew.

Example: An aircraft with it's tail painted Green was immediately identified as having flown from the aircraft carrier USS Ranger.

SECTION IDENTIFICATION

Carriers at this time usually carried on board four aircraft squadrons, one each of Fighting (F), Scouting (S), Torpedo (T), and Bombing (B). A squadron consisted of 18 aircraft numbered 1-18. These 18 aircraft were divided into six sections or groups of three aircraft. Each section had a leader aircraft which was the first aircraft in each section.

Each section was assigned a color as follows:

1ST SECTION, AIRCRAFT #s 1,2,3 : INSIGNIA RED FS#11136

(Matching color : Testor's Model Master #2718 Guards Red gloss)

2ND SECTION, AIRCRAFT #s 4,5,6 : INSIGNIA WHITE FS#17875

(Matching color : Testor's Model Master #Insignia White gloss)

3RD SECTION, AIRCRAFT #s 7,8,9 : TRUE BLUE FS#15102

(Matching color : Testor's Model Master #2030 True Blue gloss)

4TH SECTION, AIRCRAFT #s 10,11,12 : GLOSS BLACK FS#17038

(Matching color : Testor's Model Master #1747 Gloss Black)

5TH SECTION, AIRCRAFT #s 13,14,15 : WILLOW GREEN

(Matching color : Testor's Model Master #2028 Willow Green gloss)

6TH SECTION, AIRCRAFT #s 16,17,18 : LEMON YELLOW FS#13655

(Matching color : Testor's Model Master #2023 Blue Angels Yellow gloss)

These colors were applied to the aircraft in three separate areas:

- 1. The leaders aircraft or first plane in each section had a 20" wide fuselage band painted in the section color to the rear of the canopy. The second and third plane in each section had NO fuselage band.**
- 2. The leaders aircraft also carried the section color completely around the front of the cowl of the airplane, while the second aircraft in the section had the top half of the cowl painted in the section color and the third aircraft in the section had the bottom half of the cowl painted.**
- 3. All aircraft in the squadron carried wing chevrons or stripes in their respective section color on the top surface of the wings.**

Example: An aircraft with it's tail painted Green, with a Blue cowl, wing chevrons and fuselage band, identified it as the 7th aircraft in the squadron from the 3rd section flying from the carrier USS Ranger.

MISSION IDENTIFICATION

Each aircraft was assigned a 3 part fuselage code, for further identification.

Hear is an explanation of that code:

The mission or assignment of each aircraft was found in a three part code along both sides of the fuselage. This code was to the rear of the cockpit and forward of the tail. The first character in this 3 part code identified the hull number of the carrier from which the plane flew. The second character identified the mission of the aircraft, (B, bombing), (T, torpedo), (F, fighter), and (S, scouting). The third character in the code indicated the number of the individual aircraft within the squadron. Each character was to be separated by a dash.

Example: The fuselage code reads;

4-F-10

This code indicates that this aircraft was from CV-4 USS Ranger, as indicated by the first character (4). It further indicates that this aircraft is from a fighter squadron as indicated by the second character (F). The third character indicates it is the 10th aircraft in the squadron indicated by the third character (10).

NOTE: In some cases carriers carried more than one squadron of aircraft with the same mission (fighters, scouts, etc.). In that case an extra character would be added to the code to reflect which squadron an individual plane belonged.

Example: The fuselage code reads;

41-F-10

This code indicates an aircraft from CV-4 (4) USS RANGER, 1st (1) fighter (F) squadron, 10th (10) aircraft in the squadron.

Another example: The fuselage code reads;

42-F-10

This code indicates that this aircraft was from CV-4 (4) USS RANGER, 2nd (2) fighter (F) squadron, 10th (10) aircraft in the squadron.