


CANADIAN ARMED FORCES COUGAR CF-18

Quality Model Decal

DECAL SET #72.36 1/72 SCALE
#48.36 1/48 SCALE

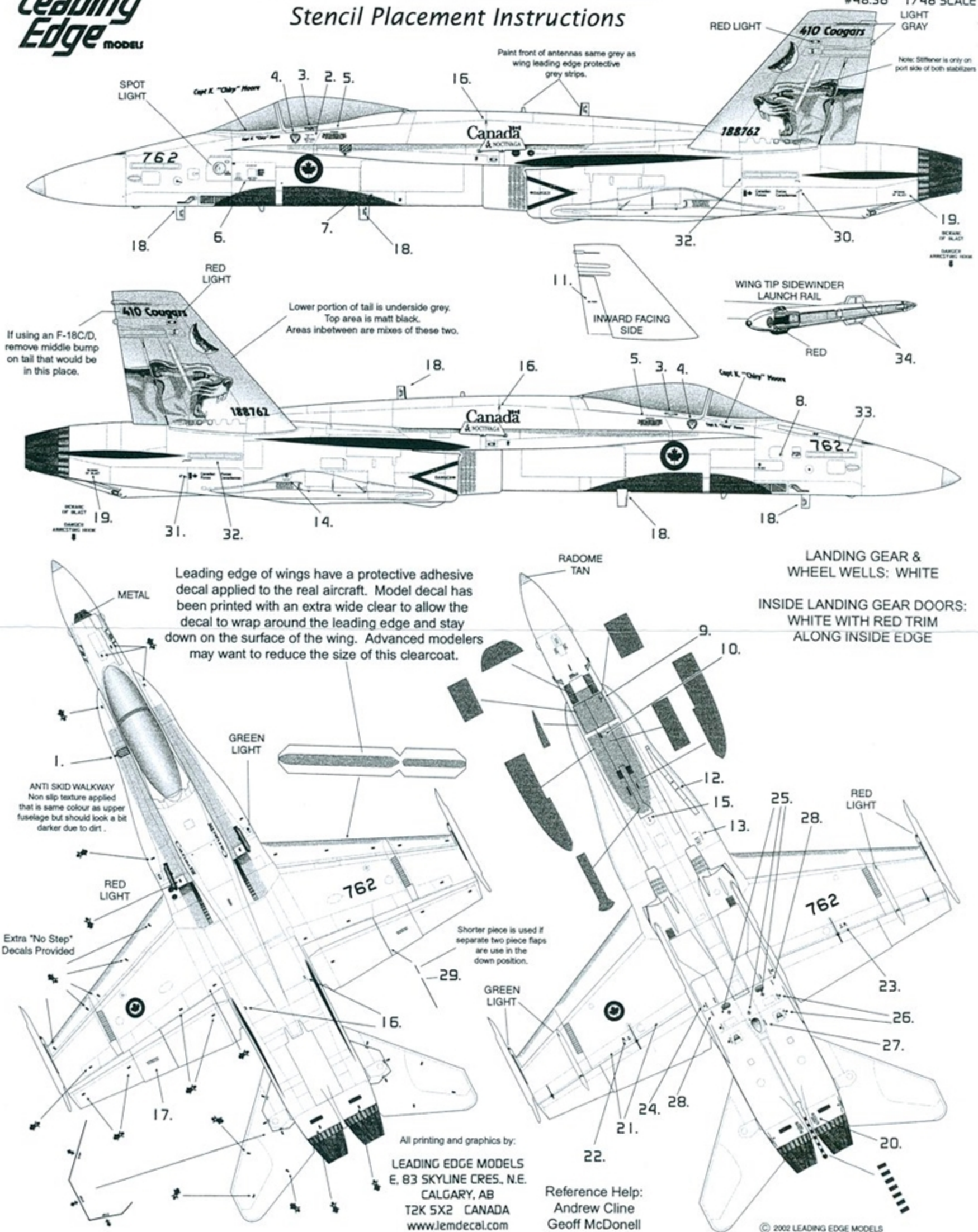
**Leading
Edge** MODELS



RADOME	Light Gray
TAN	Light Gray
LIGHT GRAY	FS#36375
MEDIUM GRAY	FS#36237
GUNSHIP GRAY	FS#36118



Stencil Placement Instructions

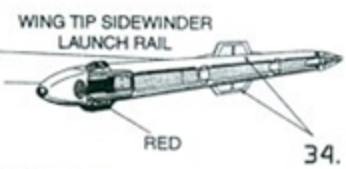


SPOT LIGHT
 4. 3. 2. 5.
 Capt. K. "Obey" Moore
 16.
 Paint front of antennas same grey as wing leading edge protective grey strips.
 762
 18. 6. 7. 18.

RED LIGHT
 410 Cougars
 LIGHT GRAY
 Note: Stiffer is only on port side of both stabilizers
 188762
 19.
 BEARING OF BLADE
 DANGER ARMING MARK

If using an F-18C/D, remove middle bump on tail that would be in this place.

Lower portion of tail is underside grey. Top area is matt black. Areas inbetween are mixes of these two.



Leading edge of wings have a protective adhesive decal applied to the real aircraft. Model decal has been printed with an extra wide clear to allow the decal to wrap around the leading edge and stay down on the surface of the wing. Advanced modelers may want to reduce the size of this clearcoat.

LANDING GEAR & WHEEL WELLS: WHITE

INSIDE LANDING GEAR DOORS: WHITE WITH RED TRIM ALONG INSIDE EDGE

ANTI SKID WALKWAY
 Non slip texture applied that is same colour as upper fuselage but should look a bit darker due to dirt.

Shorter piece is used if separate two piece flaps are use in the down position.

All printing and graphics by:
 LEADING EDGE MODELS
 E. 83 SKYLINE CRES. N.E.
 CALGARY, AB
 T2K 5X2 CANADA
 www.lmdecals.com

Reference Help:
 Andrew Cline
 Geoff McDonell