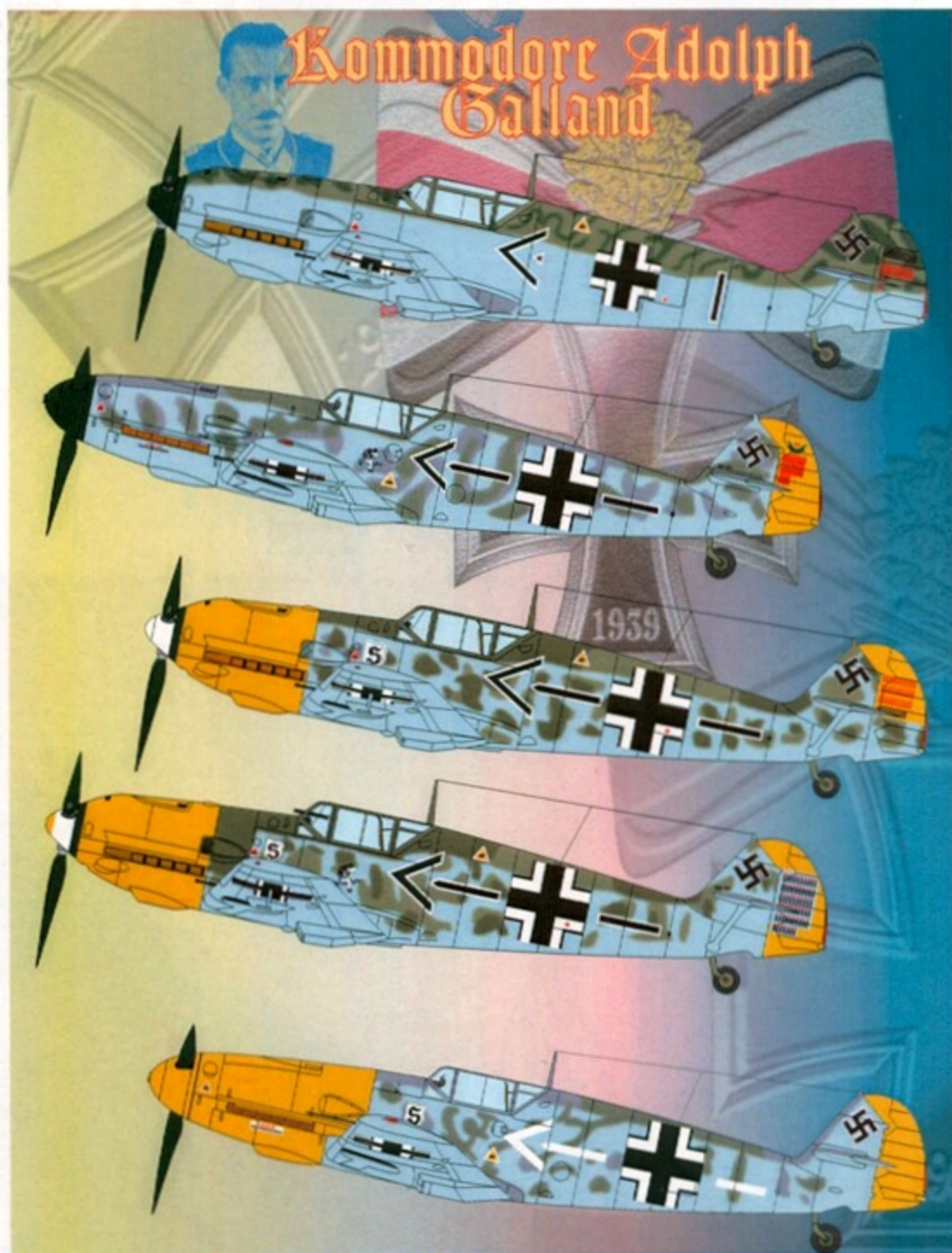


48-707

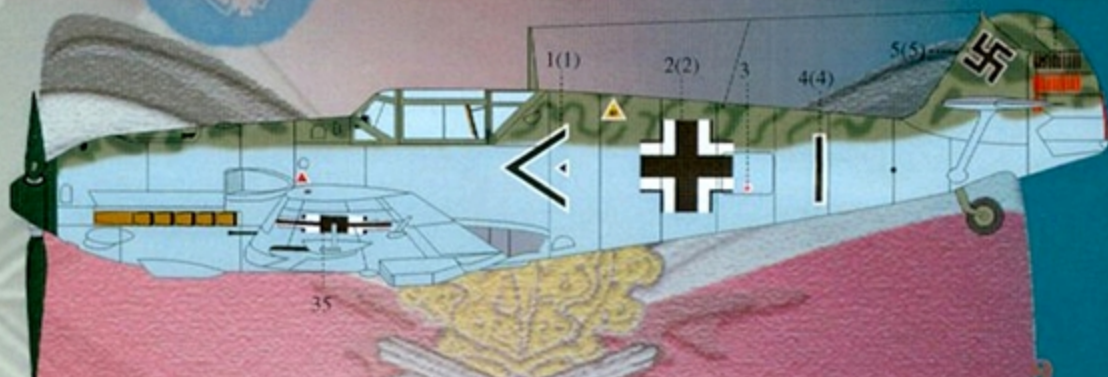
AeroMaster™

PRODUCTS



Suggested Kit: Tamiya Bf-109E/ Me-262A. Hasegawa Bf-109. DML Me-262A.

1
BF 109E-3, III/JG26, France, June 1940. Adolf Galland flew this aircraft when he was Group Commander. Scheme is unusual for an E-3 with RLM 71 and RLM 02 on wings in normal BF 109 pattern and dense mottling and streaks of RLM 71 and 02 on top of fuselage. Remainder of aircraft is RLM 65 and the prop spinner is RLM 70. Twenty-two kill markings are displayed on tail. Note undersize fuselage cross in non standard location. (notice possible unverified variant for upper surfaces camouflage).



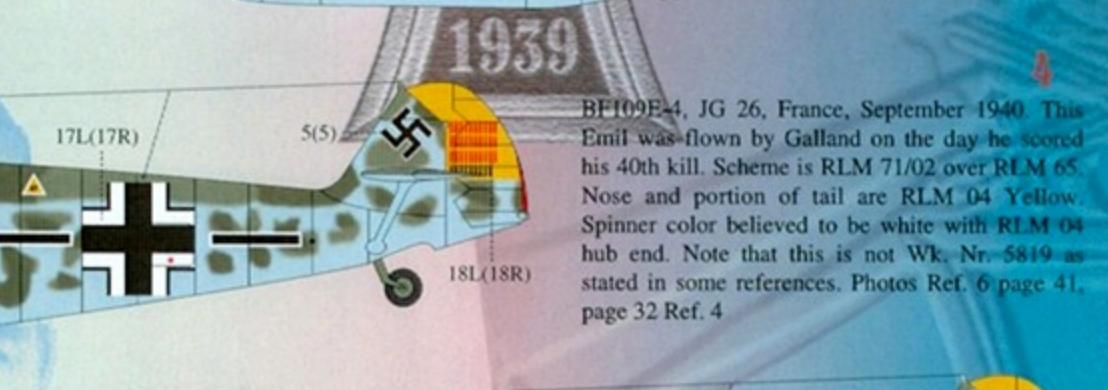
2
BF109F-2, JG26, December, 1941. This was one of two F's flown by Galland that had non-standard armament. Note the gun barrel of the 20mm MG FF cannon protruding from wing leading edge. Scheme is RLM 74/75 over RLM 76. Spinner is RLM 70. Rudder is RLM 04 Gelb. Photo Ref 4 page 79



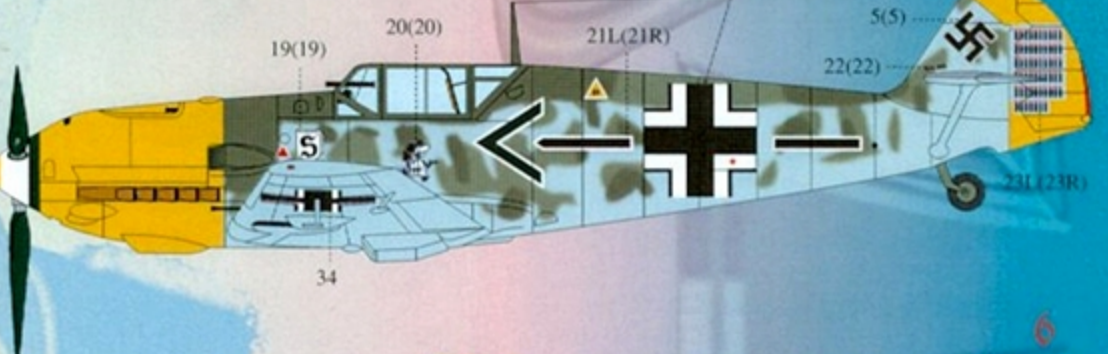
3
ME-262A, JV44, Germany, 1945. This aircraft is one of several jets flown by Galland in the last year of the war. Scheme is RLM 82/83 over RLM 76. Standard ME-262 camouflage on wings. Use decal 36 for wing lower surfaces.



4
BF109E-4, JG 26, France, September 1940. This Emil was flown by Galland on the day he scored his 40th kill. Scheme is RLM 71/02 over RLM 65. Nose and portion of tail are RLM 04 Yellow. Spinner color believed to be white with RLM 04 hub end. Note that this is not Wk. Nr. 5819 as stated in some references. Photos Ref. 6 page 41, page 32 Ref. 4



5
BF 109E-4/N, Wk Nr. 5819, JG26, Audembert, France, November 1940. Galland flew this airplane many times in late 1940 and it is shown here with 57 kills. Scheme is RLM 71/02 over RLM 65 with RLM 04 nose and tail. The spinner is Yellow/White/RLM 70 and was also seen in RLM 04 Gelb. Note that this aircraft is equipped with telescopic gun sight used for range determinations. Picture page 78 Ref. 4, page 29 Ref 5.



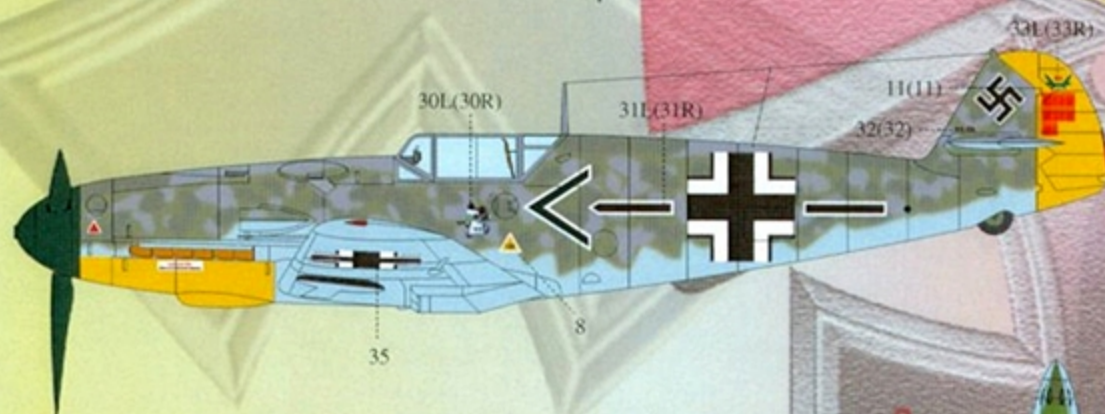
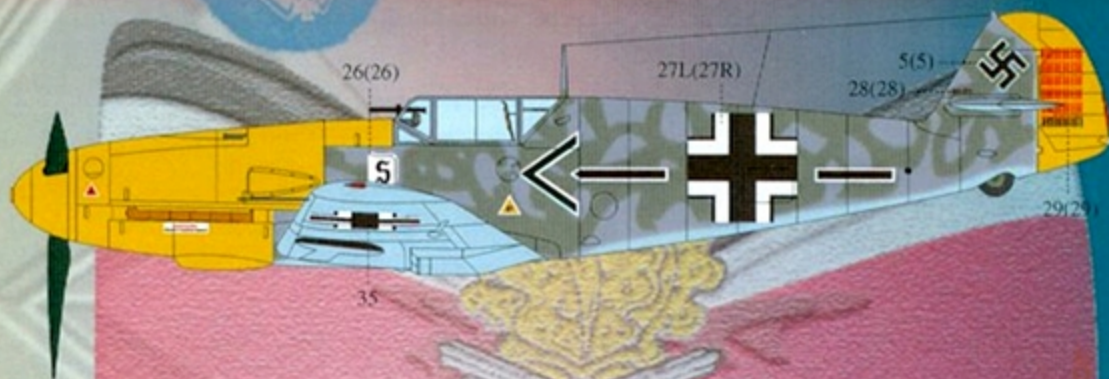
6
BF109F-0, JG 26, France, April 1941. On the 15th of the month, Galland achieved 3 kills in this aircraft with partial Kommodore markings while on his way to Le Torquet to celebrate the birthday of Jagdfliegerführer Theo Osterkamp. He was carrying champagne and a bag of lobsters and diverted to Southern England, where he shot down the three Spitfires. Scheme is RLM 74/75 over RLM 76. Nose and rudder are RLM 04 Yellow. Note early F-0 type supercharger intake.




Kommodore Adolph Galland

7

BF109F-0, Wk Nr. 6714, JG26, France, April 1941. Galland had achieved 60 victories by the time he was flying this airplane. Scheme is RLM 74/75 over RLM 76. Top colors applied in dense mottling down sides of fuselage. Note ranging gun sight.



BF109F-2, WkNr. 6750?, JG26, December, 1941. This was one of two F's flown by Galland that had non-standard armament. Note bulge and shell ejection chute on top of forward fuselage for the MG131 13mm machine-guns. Scheme is RLM 74/75 on top and oversprayed over RLM 02 on fuselage sides. Lower surfaces are painted RLM 76. Spinner is RLM 70. Aircraft also has F-12 type narrow intake scoop. Photo Ref 4 page 79.



References:

1. *Aircraft of the Luftwaffe Fighter Aces II*, Schiffer Publishing Company
2. *German Fighter Ace Erich Hartmann*, Schiffer Publishing Company
3. *German Fighter Units over Russia*, Schiffer Publishing Company and information kindly provided by Mr. Wayne Mielke
4. *A/C of the Luftwaffe Aces Vol 1*. Kookaburra Pub., Barbas.
5. *JG 26 History of Luftwaffe Top Guns*. Caldwell.
6. *Squad/Signal in Action. Bf-109 Vol 1 and Vol 2*.

Suggested Kits:

- Tamiya Bf-109E/ Me- 262A.
- Hasegawa Bf-109 Family.
- DML Me-262A.

Catch us on the net!



www.AeroMaster.com



Aires offers super-detailing accessories for this and many other subjects in their range. Check our website at www.Aeromaster.com for this and many other wonderful products. Available to You Now!

If you have suggestions for future subject matter, AeroMaster would like to hear from you. Our goal is to provide high quality, well researched decals of unusual and interesting subjects. We value our customers' input, so if you have specific suggestions or photographs of unusual subject matter which you would be willing to share, please contact us.

