

**PRO  
MODELER™**

88100500200

**DECALS**

THE MOST ACCURATE DECALS  
AVAILABLE TO THE SCALE MODELER

by Revell-Monogram

1/48 SCALE MASSTAB 1:48 ESCALA 1/48 1/48 ECHELLE

**OA-10A/PBY-5A CATALINAS**

Designed specifically for the ProModeler PBY-5A, Kit number 5934



**OA-10A, 44-33879, "SNAFU SNATCHERS"**

**2nd EMERGENCY RESCUE SQUADRON, PACIFIC THEATER, 1945**



**OA-10A, 44-33939**

**4th RESCUE SQUADRON, HAMILTON AFB, CIRCA 1950**

*U. S. Air Force Museum photographs via Detail & Scale and Bert Kinzey.*

REVELL-MONOGRAM, INC.  
MORTON GROVE, ILL.


Copyright © 1997 All rights reserved. Made in the U.S.A.



0 765138005-4 3

Detail of the right side of the left cow showing paint variations.


## VICKERS OA-10A CATALINA, 44-33879, SNAFU SNATCHERS 2nd EMERGENCY RESCUE SQUADRON, PACIFIC THEATER



- |  |                       |  |                 |
|--|-----------------------|--|-----------------|
|  | INSIGNIA RED FS 11136 |  | WHITE           |
|  | BLUE GRAY FS 35189    |  | YELLOW FS 13538 |

SOME DECAL ELEMENTS SHOWN HERE ARE PROVIDED IN THE ProModeler KIT. THESE ARE INDICATED BY "KIT DECAL"

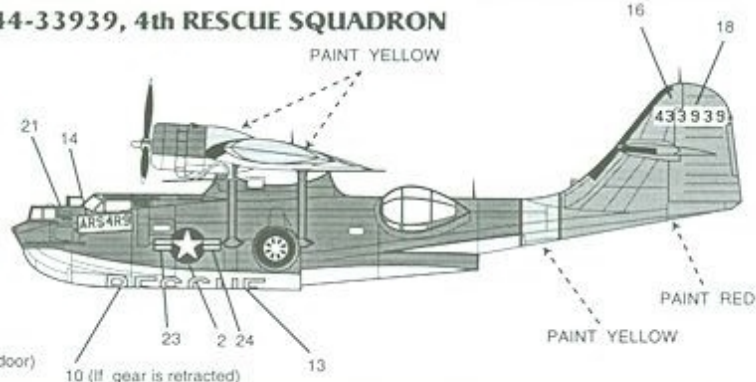
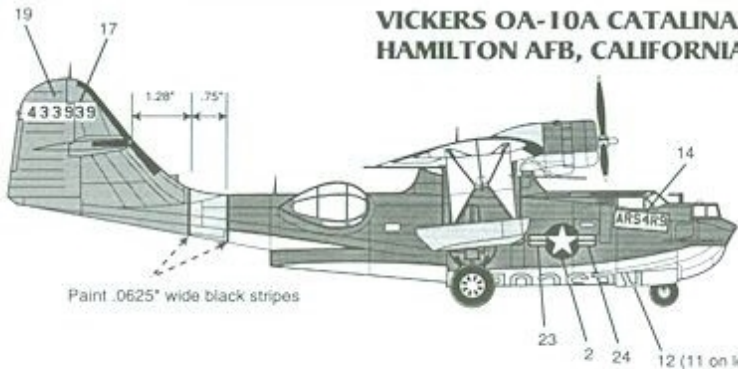
Use the camouflage scheme shown in the PB5-A kit instructions for SNAFU SNATCHERS.



Markings as used on the aircraft above are shown in the two photographs to the left. The far left photo illustrates the cartoon-like nose art used on 2nd ERS OA-10As. The squadron was known as the "SNAFU SNATCHERS." SNAFU stood for, "Situation Normal, All Fouled Up," although another word was often used in place of "Fouled." Mission markings were painted on the left side of the fuselage as seen in the second photo. Each rescue is depicted by a top view of a life raft. If more than one person was in the raft, the number of people rescued is painted on the raft. The aircraft shown here is now on display at the U. S. Air Force Museum in Dayton, Ohio.

(Detail & Scale photos by Bert Kinzey)

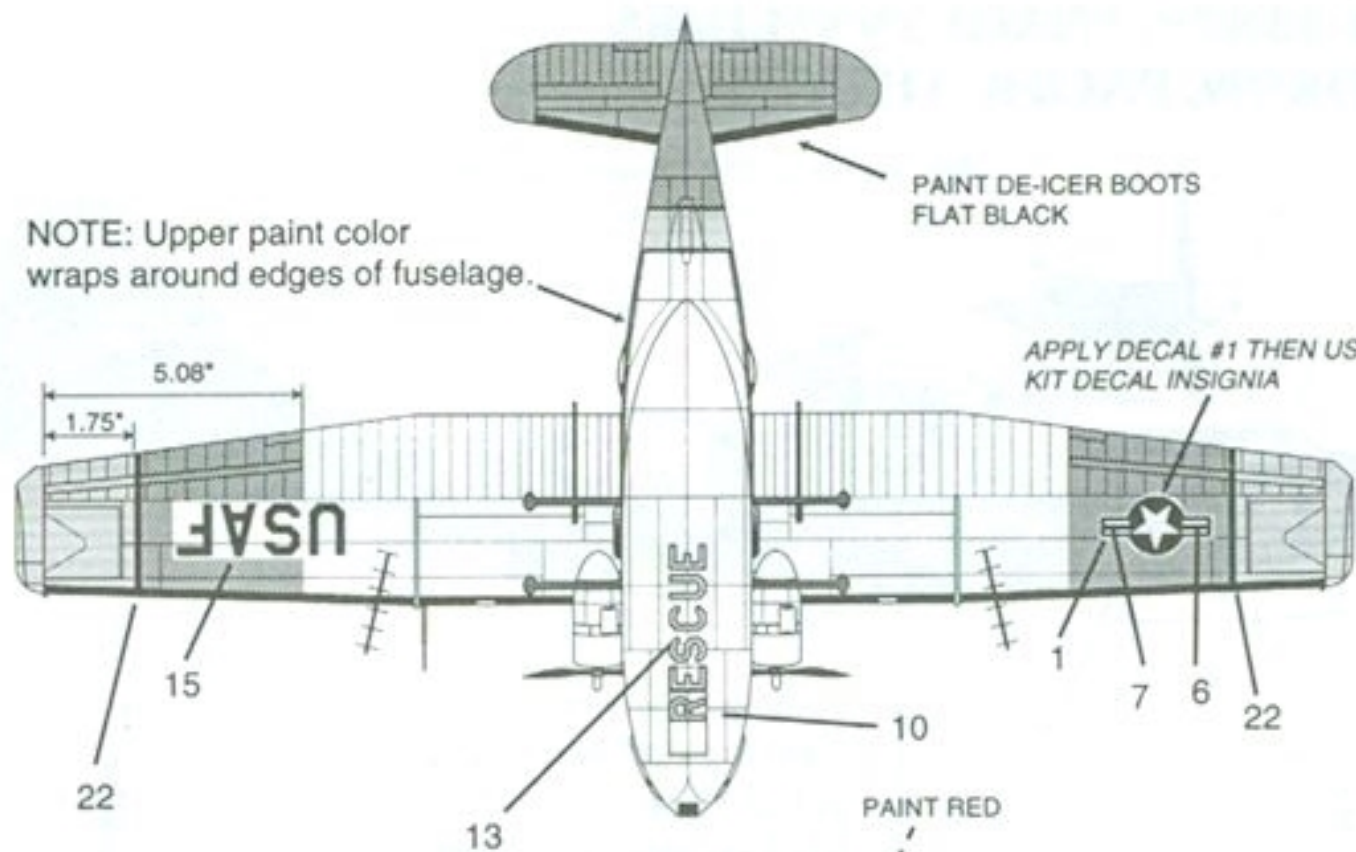
## VICKERS OA-10A CATALINA, 44-33939, 4th RESCUE SQUADRON HAMILTON AFB, CALIFORNIA



NOTE: Upper paint color wraps around edges of fuselage.

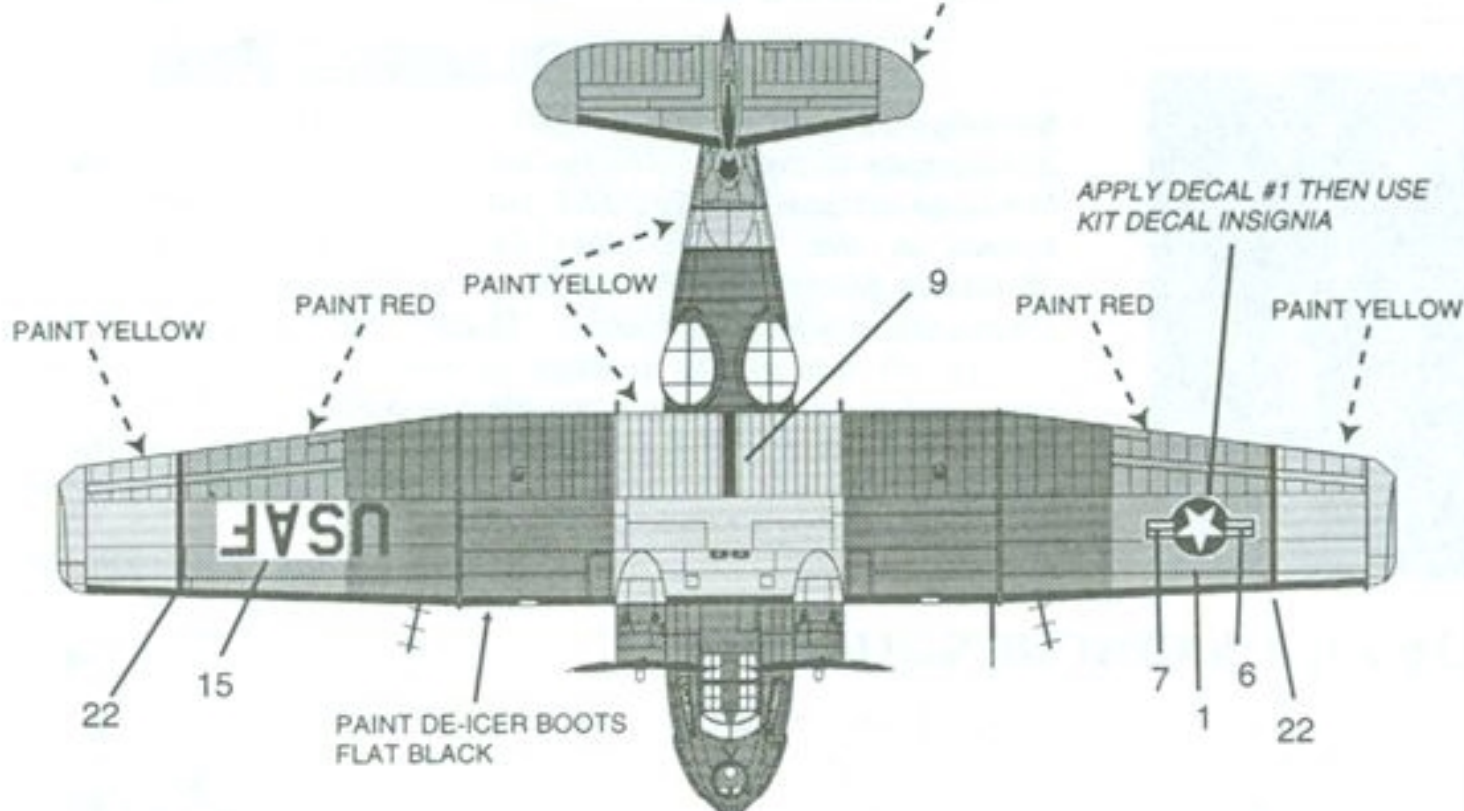
PAINT DE-ICER BOOTS  
FLAT BLACK

APPLY DECAL #1 THEN USE  
KIT DECAL INSIGNIA



PAINT RED

APPLY DECAL #1 THEN USE  
KIT DECAL INSIGNIA



**SNAFU SNATCHERS** was equipped with flame-dampening exhaust pipes. If you wish to add these to your model, this full-size template may be used to construct four of these pipes. They will be cemented onto parts number 26 in the kit. Use plastic sprue to make the flame-dampners.

REAR

SIDE

FRONT

Part 26



TOP

FULL SIZE  
FOR MODEL

.248"



.385"



.1" dia.



BOTTOM