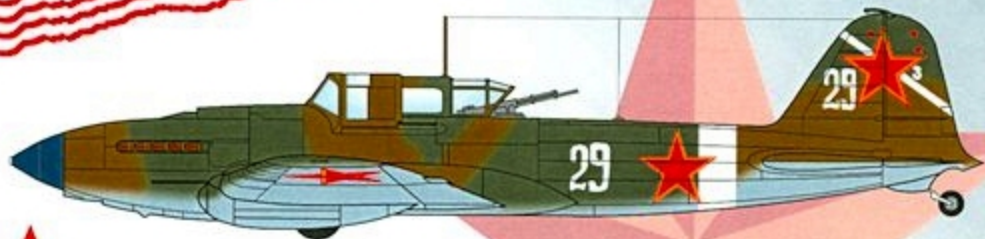


AeroMaster

48-200



Shturmoviks

PART 2

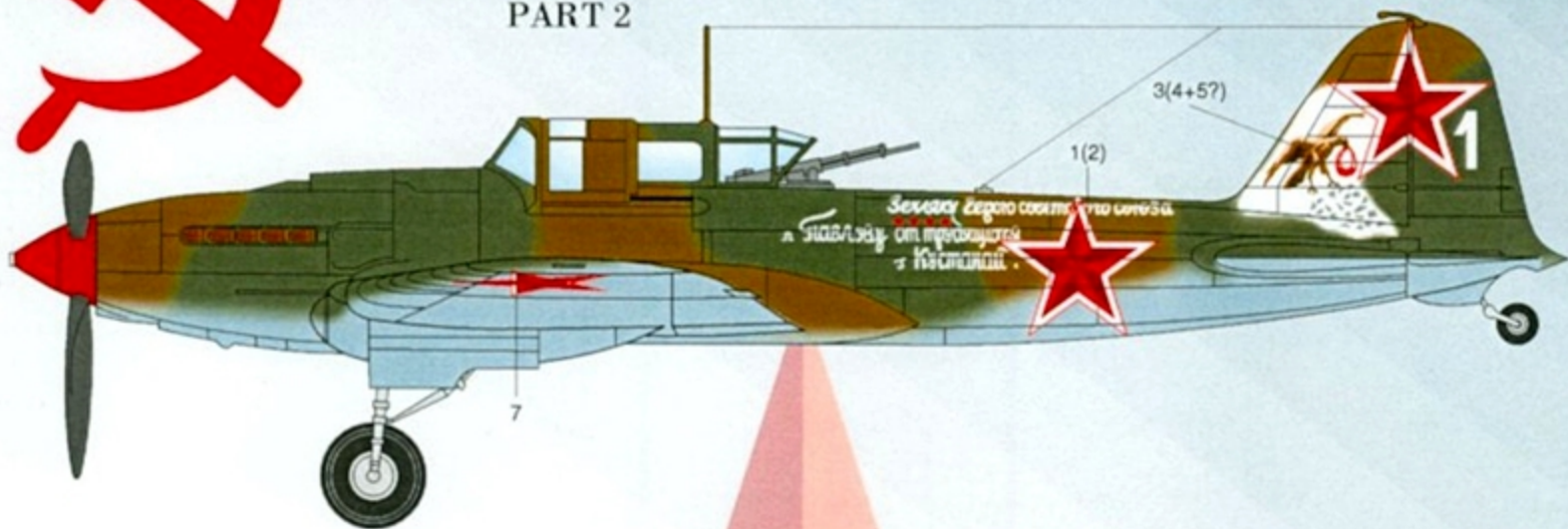
СССР

48-200

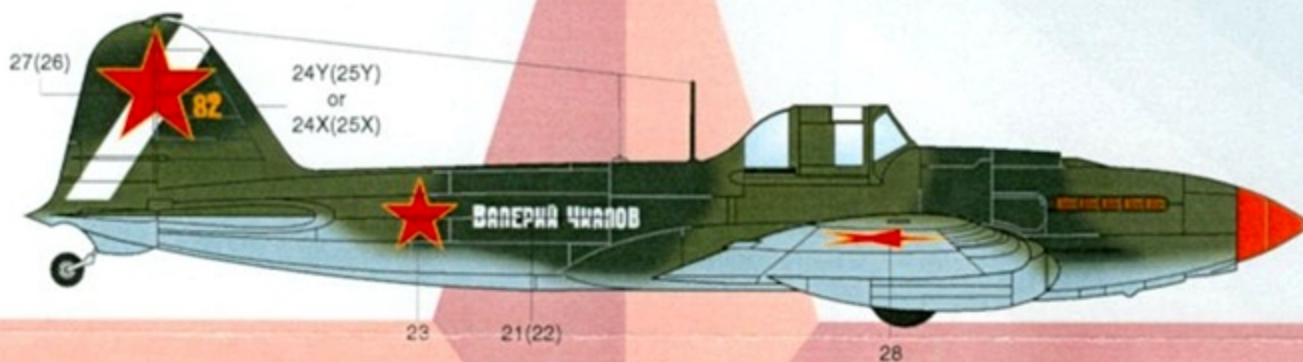
Shтурмовики

PART 2

1



2



3



4



СССР

1 Hero of the Soviet Union (HSU) Capt. I. Pavlov of the 6th Guards Assault Regiment flew this Il-2 Type 3 in a Soviet tactical scheme of Earth Brown and Dark Olive Green over Lt. Blue camouflage. The inscription appears port only. Note the softly sprayed White background to the fin eagle (must be painted). Although it is unlikely that the "eagle" appeared on the starboard side, we have also provided a handed version of this marking (decal 4).

2 Named after the famous test pilot Valerii Chkalov, who died in 1937, this single-seat Shturmovik sports another common tactical scheme of Black Green and Olive Green over Lt. blue. Note the red spinner. Photo on page 15 of reference 5 shows the camouflage pattern, but color is difficult to recognize. Our bet is as shown, but could also be Brown/Green.

3 Reportedly flown by future cosmonaut G. Beregovoi, this Il-2/3 wears the standard tactical colors of Earth Brown and Olive Green over Lt. Blue. Note the white fuselage bands and fin/rudder markings. Note, too, the red prop spinner and forward fuselage.

4 Wearing tactical colors of Earth Brown and Olive Green over Lt. Blue, this Il-2 typifies Soviet Shturmovik camouflage. Note the Dark Blue spinner and White fuselage band. The fin victory stars (decals 19) probably did not appear on the starboard side. But we have provided extras should you wish to place them.

Note: One of our references shows an illustration with a Dark Blue spinner, but the photo looks like it could be Dk. Green. Your choice.

Color Notes about Shturmoviks

Although we have done extensive research on these A/C (all based on commercially available material), it has been almost impossible to recognize a standard camouflage pattern for them. We have provided you the best possible information we can gather about shades, patterns etc.

Accurate Miniatures has done tremendous research on colors and patterns behind the old Iron Curtain, and have come to somewhat different conclusions than ours (see kit instructions).

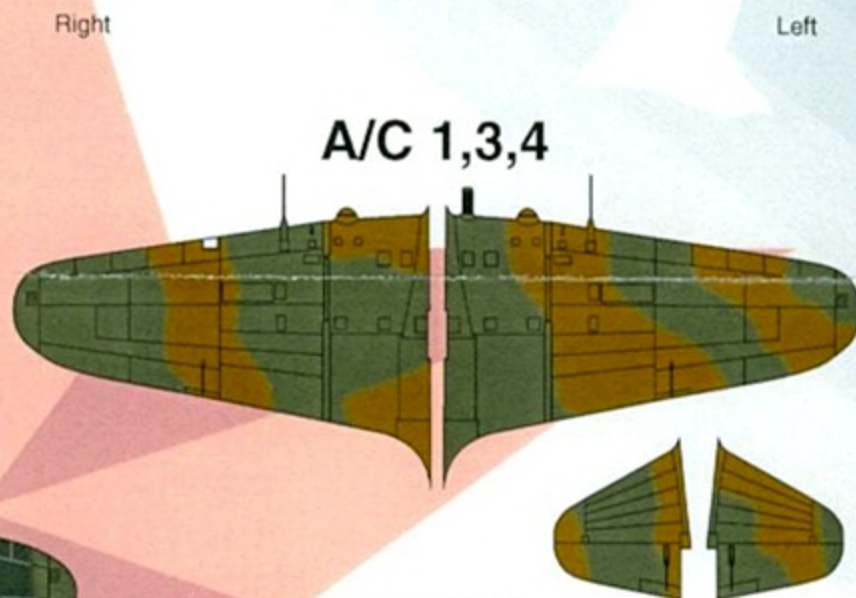
Taking into consideration the hap-hazardous manner in which their insignias, codes, numbers, slogans, etc. were applied, we believe that the camouflage patterns could be considered to follow the same practice.

We just want to make you aware of these differences, so that you can make your choices about which ones to use. Either way, you just can't go wrong with this beautiful model.

Happy Modeling

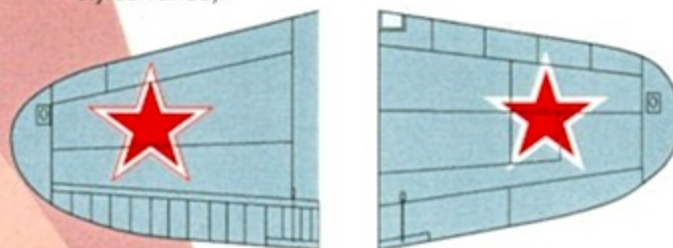


MASKING PATTERNS FOR A/C 1




A/C 1,3,4

Typical insignia position (sizes & styles varied).



A/C 2



NOTE: follow sheet numbering carefully!
We have provided subtly different versions of numbers and letters to reflect the typical Soviet practice of hand-painting codes.

Suggested kits:
Accurate Miniatures' Il-2 series

References:

1. "Ilyshin's Proliferous Shturmovik," Air Enthusiast 12, April-July, 1980.
2. Duffey, Paul, "Ilyshin's Shturmovik," Air International, May, 1996.
3. Guest, Carl-Fredrik, et al. Red Stars In The Sky, Vol. 2. Tietoteos, 1981. (bound reprint: Forssan Kirjapaino, 1993).
4. Liss, Witold. The Ilyushin Il-2. Profile Publications (no.88), 1966.
5. Stapfer, Hans-Heiri. IL-2 Stormovik In Action. Squadron/Signal, 1995.
6. Vransy, Jiri, and Pavel Tyc. Ilustrovaná Historie Letectví: Iljusin Il-2. Nase Vojsko, 1990.

Recommended AeroMaster Warbird Colors Acrylic

1001	Gloss Clear	1011	Yellow
1002	Semi-Gls Ctr	1012	White
1003	Flat Clear	1013	Black
1004	Tire Black	1014	Red
		1015	Blue
		1016	Green

Recommended AeroMaster Warbird Colors Enamels

9001	Black	9070	Lt. Gray
9002	White	9071	Dk. Gray
9003	Yellow	9072	Earth Brown
9004	Blue	9073	Topside Green
9005	Red	9074	Lt. Blue
9010	Tire Black		

If you have suggestions for future subject matter, AeroMaster would like to hear from you. Our goal is to provide high quality, well researched decals of unusual and interesting subjects. We value our customers' input, so if you have specific suggestions or photographs of unusual subject matter which you would be willing to share, please contact:

AeroMaster Decals™

3615 NW 20th Ave • Miami, Florida 33142 • USA