

FS-437 "Night Take Off"  
upper/lower scheme

CED48109 F-84E/G Stencils

See sheet CED48109, F-84E/G Stenciling, for a complete set of data stencils, late-style "U. S. Air Force," national insignia, and the proper Insignia Blue "USAF" for the wings. This sheet was produced based on original Republic Aviation engineering drawings for the maintenance stenciling and insignia!

FS-490-B upper/  
lower scheme

Stripe option 2  
Stripe option 1

FS-493-B upper/lower scheme

Stripe option 2  
Stripe option 1

Cutting Edge Modelworks products are available from...



P.O. Box 3956, Merrifield, VA 22116 USA  
703/971-0500 FAX 703/971-8111  
<http://www.meteorprod.com>

Write, call, or visit our home page to order our 120+ page catalog of decals, kits, conversions, tools, books, magazines, etc., and we'll send it to you right away!

© Cutting Edge Modelworks, 1998


LIMITED EDITION!

CED48106  
CED72106

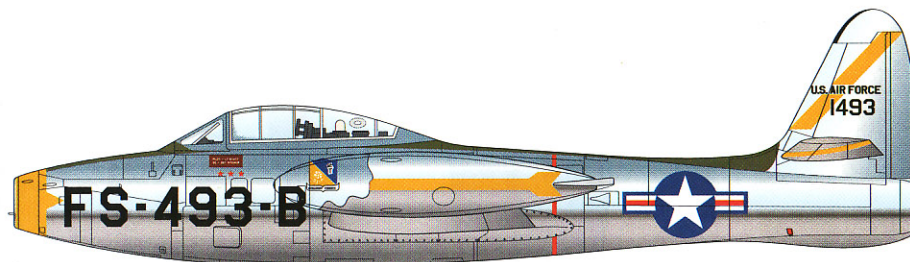
# F-84 Thunderjet



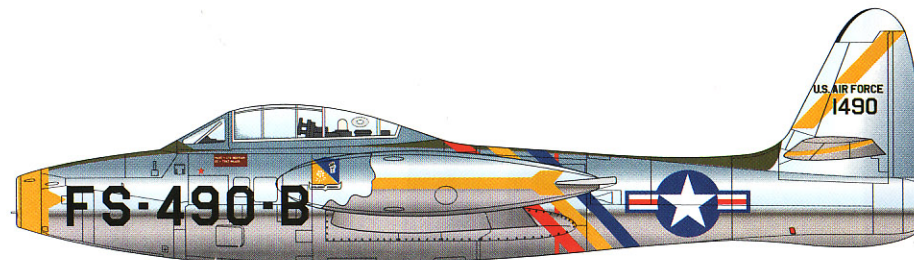
F-84G #1: Korean War MiG Killers & Nose Art



F-84G, 58 FBW, "Night Take Off"



F-84G, 523 FES, Lt Jacob Kratt (Triple MiG Killer)



F-84G, 523 FES, Lt Col William Bertram (MiG Killer)


Recommended kits:

- 1/48 Tamiya F-84G Thunderjet
- 1/72 Heller F-84G




P.O. Box 3956  
Merrifield, VA 22116  
USA

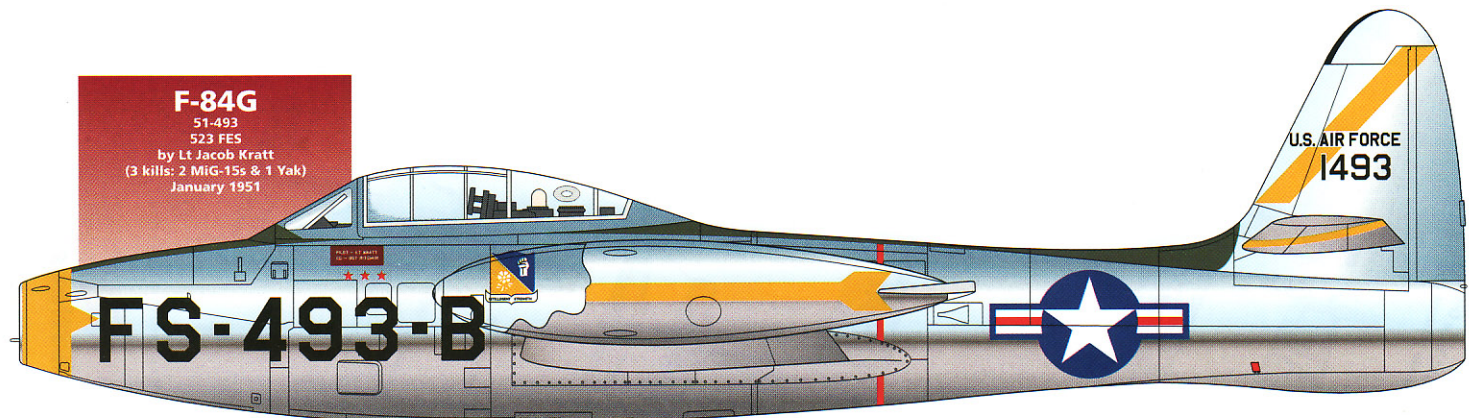
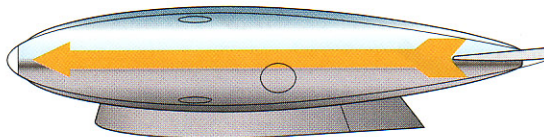




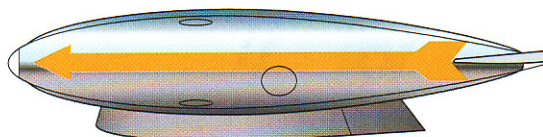
**F-84G**  
51-10437  
"Night Take Off"  
Colonel Charles Jordan  
58 FBW Commander  
Taegu, South Korea, 1952



**F-84G**  
51-490  
523 FES  
Lt Col William Bertram  
(1 MiG-15 kill)  
January 1951



**F-84G**  
51-493  
523 FES  
by Lt Jacob Kratt  
(3 kills: 2 MiG-15s & 1 Yak)  
January 1951



**Notes on Specific Aircraft****FS-437**

- Color Scheme: Natural metal with Olive Drab anti-glare panel.
- The pinup artwork on this jet has often been represented by various artists as appearing on the left side only. Color photos prove conclusively that the "Night Take Off" artwork appeared on the RIGHT side of the fuselage and not at all on the left side. We have, however, supplied a second copy of the artwork in case a photo ever surfaces showing the artwork was painted on the left side at a later date (which we doubt).

**FS-490-B**

- Color Scheme: Natural metal with Olive Drab anti-glare panel.
- Note single MiG-15 kill (made on 21 January 1951).
- Note that two options for the horizontal stabilizer stripes are given. Our photos do not show conclusively how the stripe terminated on the outboard edge. Based on the way other aircraft in the squadron were painted, we believe that it is most likely that Option 1 was the correct configuration.

**FS-493-B**

- Color Scheme: Natural metal with Olive Drab anti-glare panel.
- Note three kill markings for two MiG-15s on 23 January 1951 and a Yak on 26 January 1951. Amazingly, the official USAF kill register for the Korean War lists the final kill as a Yak-3! It is of course much more likely this aircraft was a Yak-9.
- Note that two options for the horizontal stabilizer stripes are given. Our photos do not show conclusively how the stripe terminated on the outboard edge. Based on the way other aircraft in the squadron were painted, we believe that it is most likely that Option 1 was the correct configuration.

**To minimize the clear backing on the buzz number decals, we have printed them as separate numbers. Photocopy these 100% templates and use to correctly place and space the individual buzz numbers:**

**FS-437**      **FS-490-B**  
**FS-493-B**

**Check out these other superb sets for the F-84!**

**Cutting Edge Modelworks Decals**

- CED48107** F-84G FS-111-A Five Aces; F-84E FS-139-A MiG killer; F-84G 8 FBS nuclear bomber
- CED48108** F-84E (an easy conversion from the Tamiya F-84G kit!): Col Robert L. Scott, Jr., (WW II Flying Tiger ace who wrote *God Is My Copilot*); with both early and late versions of the markings
- CED48109** F-84E/G Maintenance Stencils & National Insignia. These stencils & insignia are based on Republic Aviation drawing 30X84681. This sheet includes a *complete* set of data stencils, late-style "U. S. Air Force," national insignia, and the proper Insignia Blue "USAF" for the wings—and decals for the canopy braces!

*...and more to come!*

## Cutting Edge Modelworks Conversion Set

**CED48123**

Fully detailed cockpit for the F-84E/G, including fully detailed ejection seat, THREE types of gunsight, and early slotted air brake! Also includes snap-in inserts for the auxiliary air intake doors to allow you to easily model the F-84E or early F-84G!

**TECNICS**

**TK48069**

Fully detailed and accurate landing gear struts for the F-84E/G in jewelry quality cast brass! Also includes *fully detailed* resin nose gear bay without that impossible-to-fill seam down the middle!

## Applying the Decals

You probably already know all this stuff, so feel free to use your regular process; however, if you're new to aftermarket decals, here goes:

- Generally, use the Microscale Finishing System. We don't recommend extremely strong decal solvents such as Solvaset.
- Your model must have a smooth, glossy surface, as decals won't adhere well to matte surfaces. Use gloss paints or your favorite clear gloss overspray over matte or semigloss paint.
- Cut each subject out without trimming off the slight excess film (this helps the decal film disappear when dry).
- Put the decal in warm water that has a drop or two of liquid dishwashing soap or photo-flo for 10 seconds.
- When the decal will slide off the backing paper without forcing it, apply it to the proper position on your model. Slide the backing paper out from underneath.
- Gently blot off excess water and smooth out bubbles under the decal surface. If you wish, carefully brush on a mild decal softener such as Micro-Sol.
- When all decals are completely dry, gently wash off all excess decal adhesive.
- Finally, overcoat your model with a good quality gloss coat, followed by your choice of matte or eggshell clear topcoat.

## Bibliography

Original F-84 photographs

*Air War Over Korea* by Larry Davis, Squadron/Signal Publications, 1982.

*Planes Names & Dames Vol. 2* by Larry Davis, Squadron/Signal Publications, 1993

*The Great Jet Fighters Inside* by Robert Dorr, Motorbooks, 1996.

*Korea-The Air War 1950-1953* by J. Nicholls & W. Thompson, Osprey, 1991.

*MiG Alley* by Larry Davis, Squadron/Signal Publications, 1978.

*Air Combat, various issues.*

Note: While many of our reference photos are available in existing publications, Cutting Edge prefers to track down original copies of the photos whenever possible to make our marking and camouflage interpretations as accurate as possible.

## FS 595 Color Cross References

(Taken from the *IPMS Color Cross-Reference Guide*—used with permission)

ANA 613 Xtracolor X111, Floquil 303108/303170/303263/818610, Gunze Sangyo H304, Modelmaster 1711, Mr Color 304, Pro Modeler 88-0028

Credit where it's due...

Tom Tullis  
Kathy Tullis  
Dave Klaus  
Tom Kolk





# FSFS

**CED48106**  
**F-84**  
**Thunderjet**  
Cutting  
Edge  
1/48

COPYRIGHT © 1998



Ruth  
Ruth

U.S. AIR FORCE MODEL 1-8842-15-100  
AIR FORCE SERIAL NO. 51-124277




110437  
110437

# 437437



\*\*\*\*\*



U.S. AIR FORCE  
1493  
U.S. AIR FORCE 1493 U.S. AIR FORCE 1490 U.S. AIR FORCE 1490  
**FS-490-B**  
**FS-490-B**

PLST - 11 BRATT  
CC - 101 MATHIAS  
PLST - 170 BELTRAN  
CC - 1001 MELLA



U.S. AIR FORCE MODEL 1-8842-15-100  
AIR FORCE SERIAL NO. 51-124277