

AeroMaster™

PRODUCTS

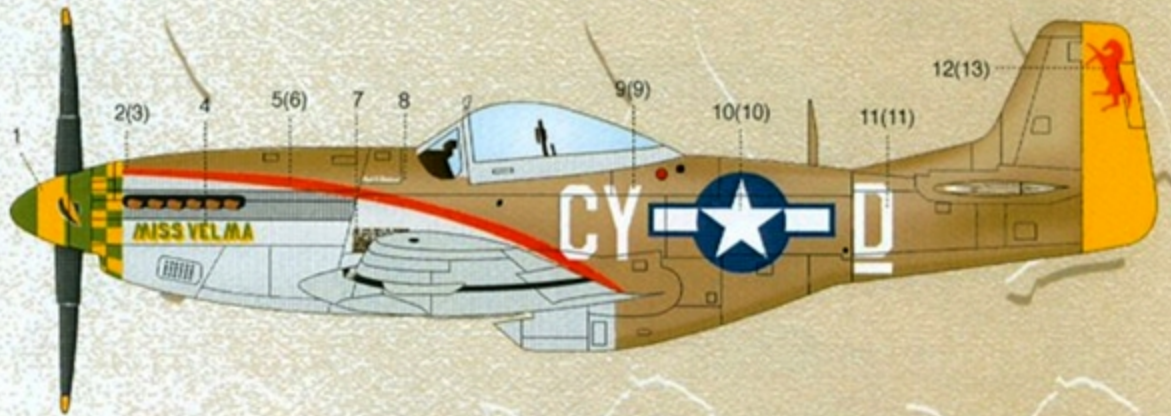
The 55 F.G. at War Pt. II



Suggested Kit: Tamiya 1/48 P-51D Mustang.

The 55 F.G at War Pt. II

Aircraft 5 - P-51D 44-14561, Pilot Capt. Frank Bertiel, 343rd FS, 55th FG. O/D upper fuselage, rear underside and horizontal stabs. Balance of fuselage and wings natural metal/sprayed Silver. Spitfire style mirror.



Aircraft 3 - P-51D 44-14151, Major Darrell S. Cramer, 338th FS, 55th FG. Natural metal finish, Black antiglare panel. Note tall mirror style. Green antenna post. Notice the solid Green band outlining the checkers. Allow for this larger Green section when painting the nose cowling ring. Paint the panel below the exhausts Green prior to applying decal part 15.



Wing and horizontal tailplane ID bands may not have been applied to this aircraft.

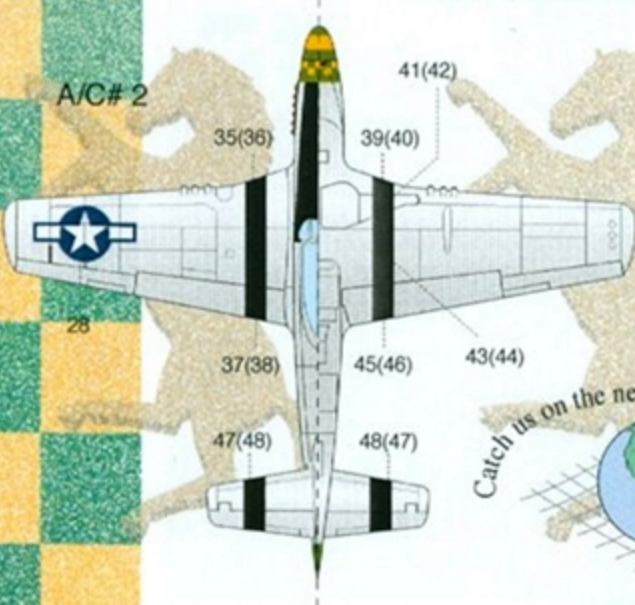
Aircraft 6 - P-51D 44-14985, Pilot Major Edward Giller, 343rd FS, 55th FG. O/D upper fuselage, rear underside and horizontal stabs. Balance of fuselage and wings natural metal/sprayed Silver. Wedge type mirror. This A/C had lower fuselage D-Day bands at a later stage in its life.



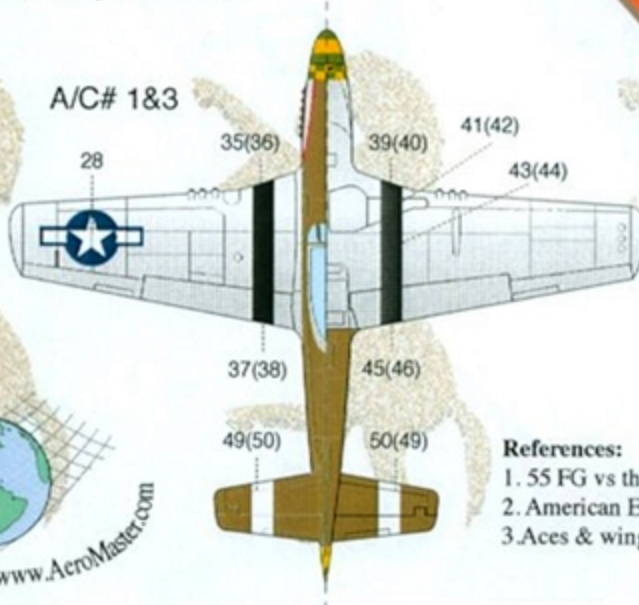
Please notice that we are not supplying you the Green colored section of the spinner and cowling. Many of the a/c in this F.G. had parts other than the checkers painted Green and it will be easier and better looking if you paint this color prior to applying the Yellow decals. By skipping this color we can provide you a better fitting/conforming piece and you can maintain uniformity in the color of your collection for this very colorful Group. We understand that matching some colors may be troublesome for many modelers, so we hope you agree with us by taking this different route. It is not difficult and the final look will be immensely better. Remember, planning and patience PAY. Although we doubt if anybody could tell you exactly what Green color was used for the spinners, checkers and any additional decoration, we suggest you use Green 46. Some of these a/c had an Olive Drab fuselage/empenage and it is not to be confused with the Checker color, which was much brighter.

Note: No exhaust shrouds on any of these A/C.

A/C# 2



A/C# 1&3



Catch us on the net!



www.AeroMaster.com

References:

- 1. 55 FG vs the Luftwaffe, J.M. Gray
- 2. American Eagles, Classic Colors, Freeman.
- 3. Aces & wingmen I & II, Morris.