

AeroMaster

PRODUCTS



48-773

Blue Diamond Mustangs
356 F.G.



Fancy Nose Art

Pt 3

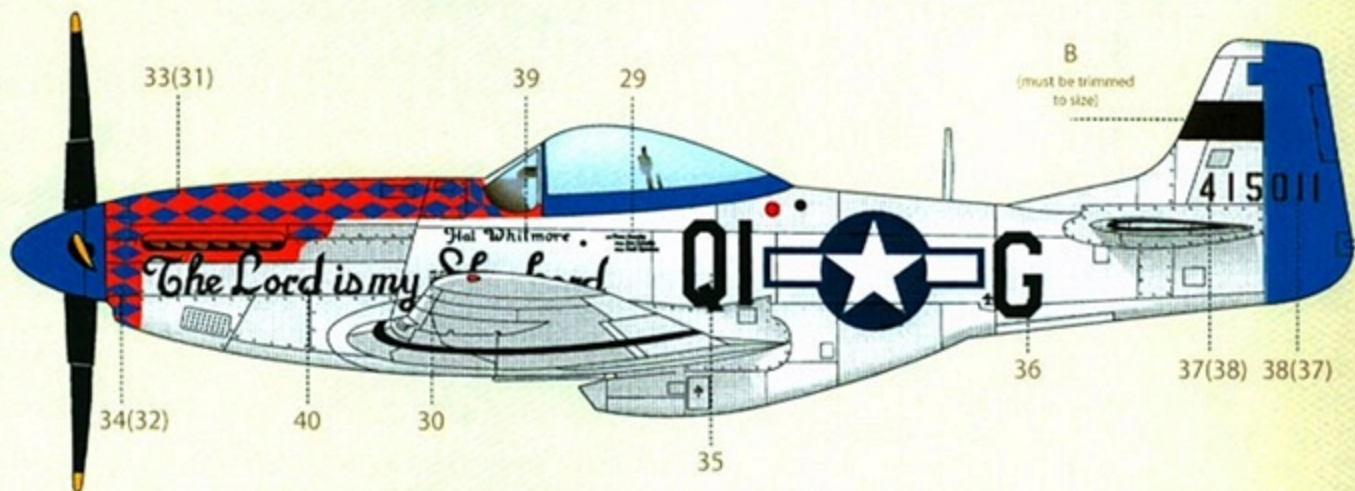


Suggested Kit: Tamiya P51 Family

Fancy Nose Art
Blue Diamond Mustangs
356 F.G.
Pt 3

48-773

Aircraft #1

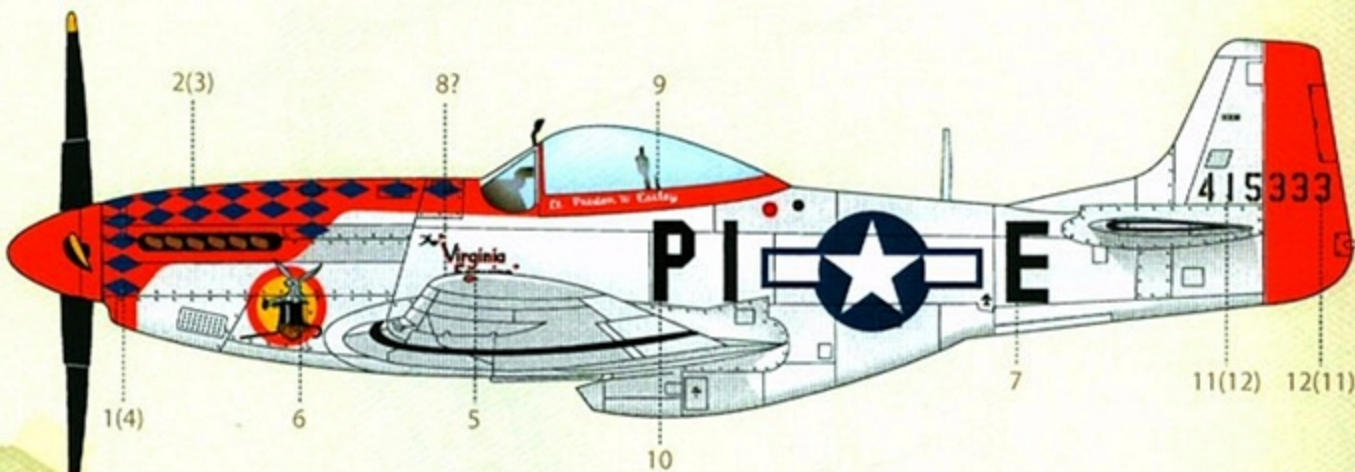


The Lord is my Shepard, a P-51 D-15 NA, s/n 44-15011 was flown by Lt. Harold E. Whitmore for the better part of 68 missions over Europe, and it is perhaps the best known a/c from this Group. Over a Natural metal finish, a Blue spinner, rudder, canopy frame and diamonds over a Bright Red cowling and nose ring decorated this great looking a/c. Standard Black ID. stripes identified this airplane. It had shrouded exhausts stacks and no rear view mirror was attached to the canopy frames. A real classic !!

COLOR SCHEME



Aircraft #2



Virginia Squire, a P-51D-15 NA, was flown by Lt. Preston W. Easley for over 60 missions. Red spinner, cowling, canopy framing and rudder, plus the group's mandatory Blue Diamonds were the colors of this great looking bird. Natural metal windshield frames, Black single horn style rear view mirrors and full theatre ID markings completed the decorations of this a/c.

We have pictures of this a/c. with shrouded as well as unshrouded exhaust stacks. so it is a matter of choice how you display your model.

NOTE!

To facilitate the painting of the Red nose, we are providing you with templates. Simply transfer this template to your favorite masking material. Depending on which side you use, you can mask the Red or the Natural Metal area. Notice that all these a/c had individual styles for the Red section as well as the Diamond pattern, and it is important that you use the correct item in both instances. We hope you enjoy building these beautiful a/c. Who said that only a/c with crosses were colorful???