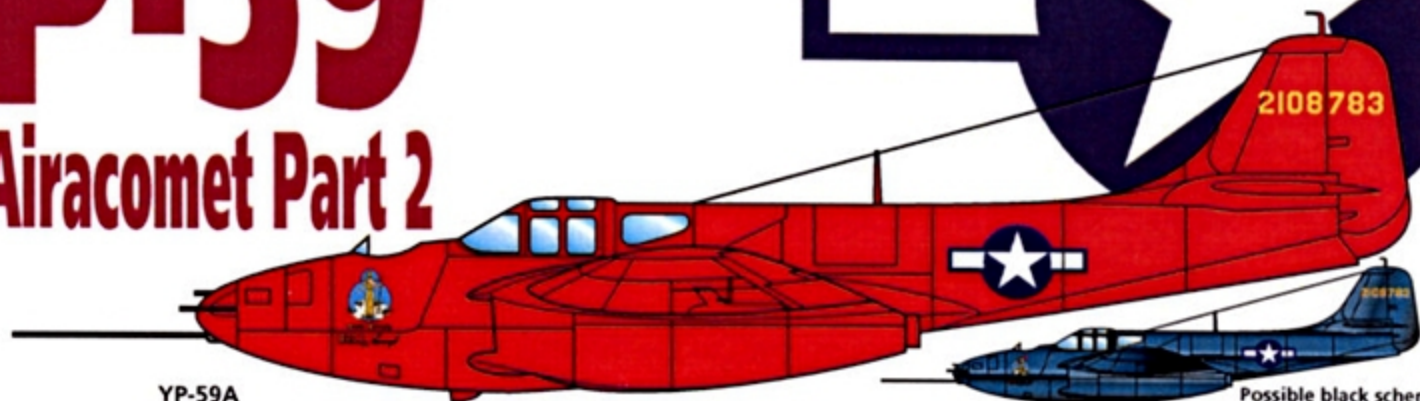


LIMITED EDITION!

CED48254

P-59

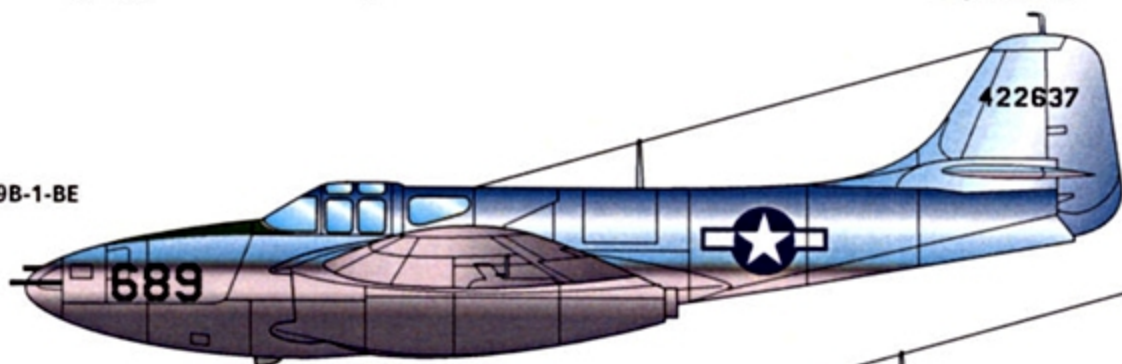
Airacomet Part 2



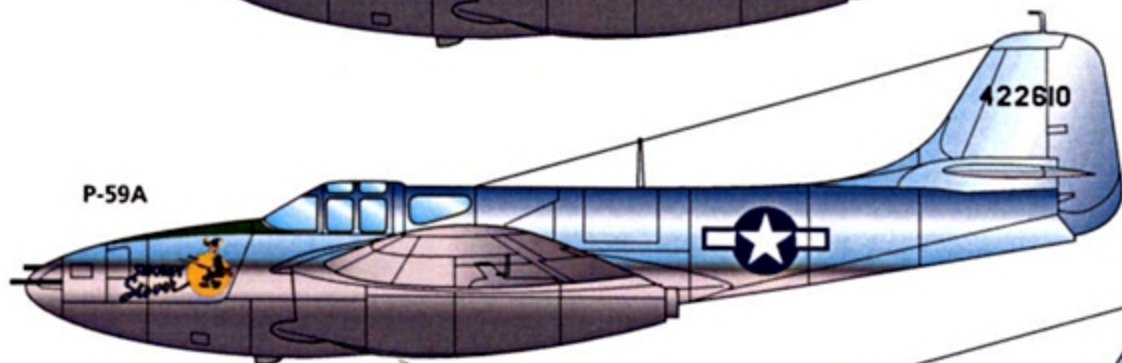
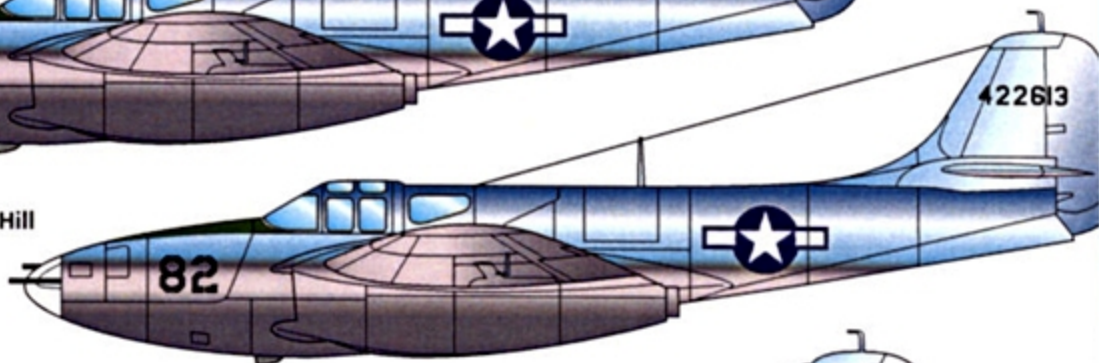
YP-59A

Possible black scheme for YP-59A

P-59B-1-BE

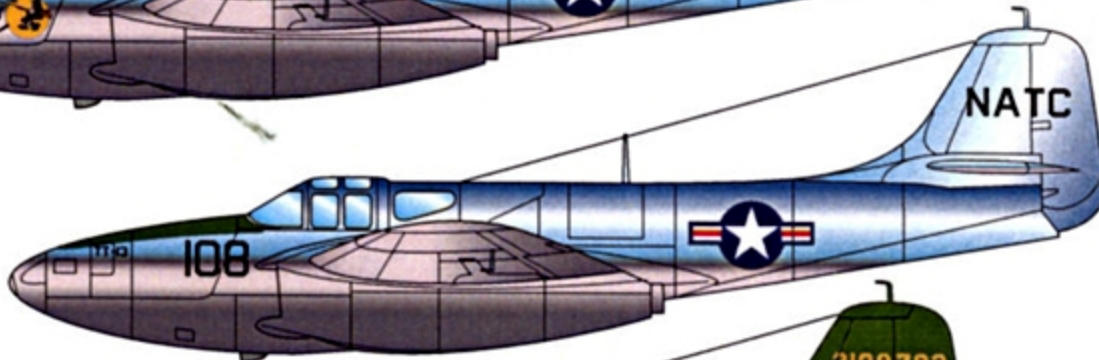


P-59A
Colonel David Lee "Tex" Hill

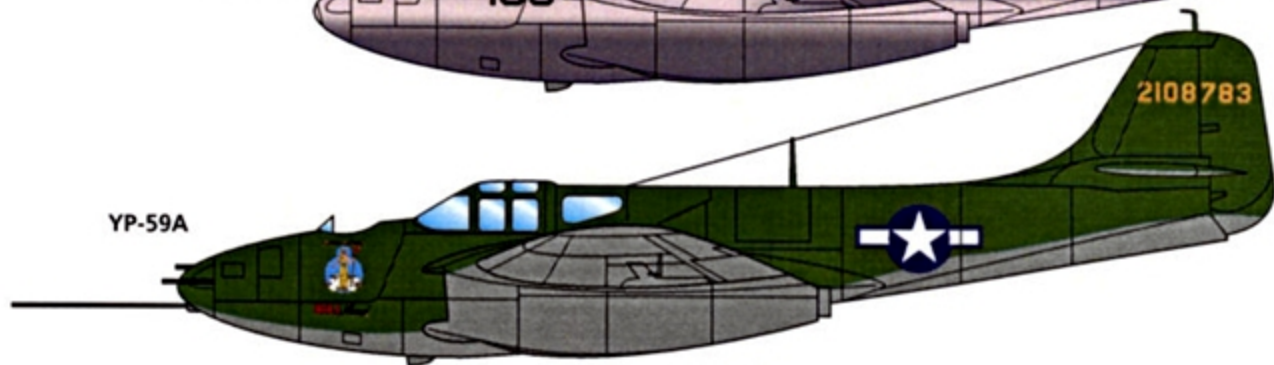


P-59A

P-59B



YP-59A



Recommended kit:
Hobbycraft P-59 series

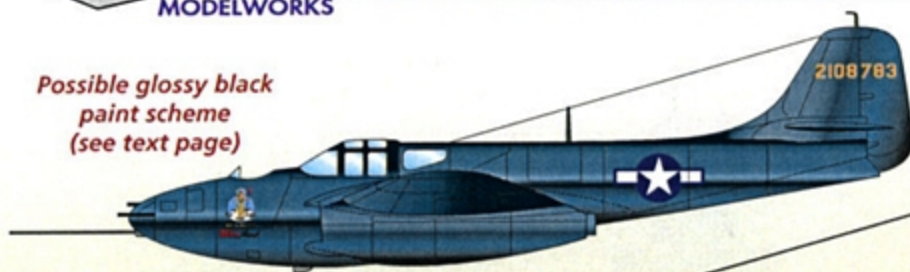
Cutting Edge

®

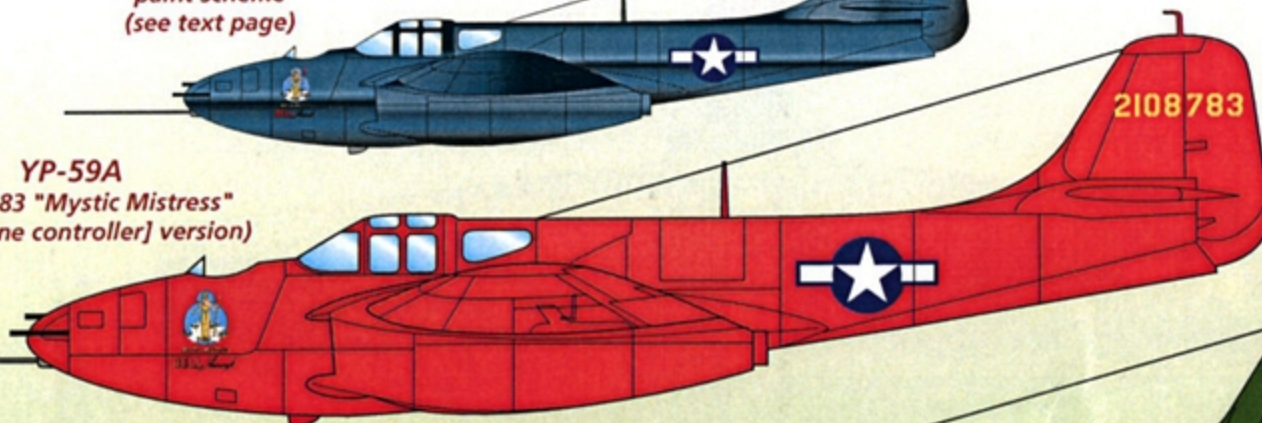
P.O. Box 3956
Merrifield, VA 22116
USA

MODELWORKS www.meteorprod.com


Possible glossy black paint scheme (see text page)



YP-59A
42-108783 "Mystic Mistress"
(late [drone controller] version)

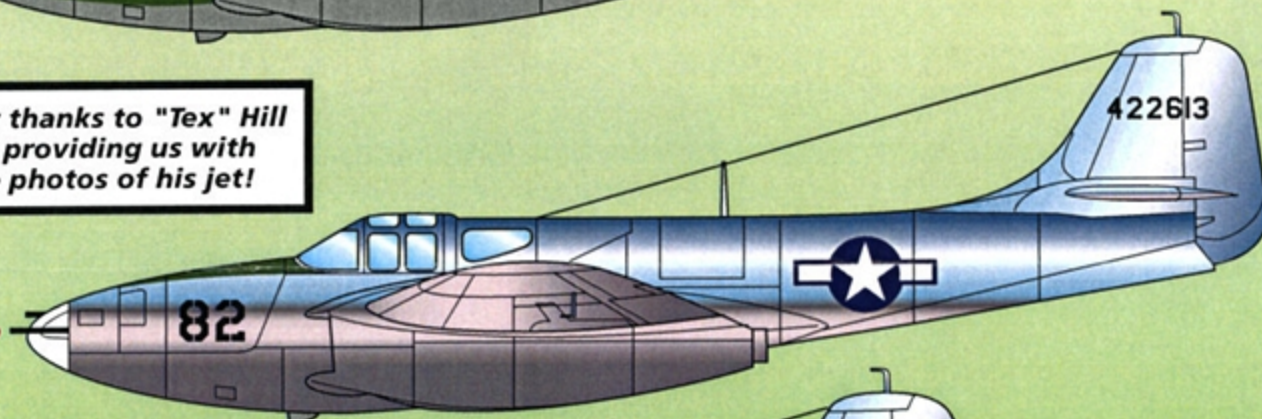


YP-59A
42-108783 "Mystic Mistress"
(early version)

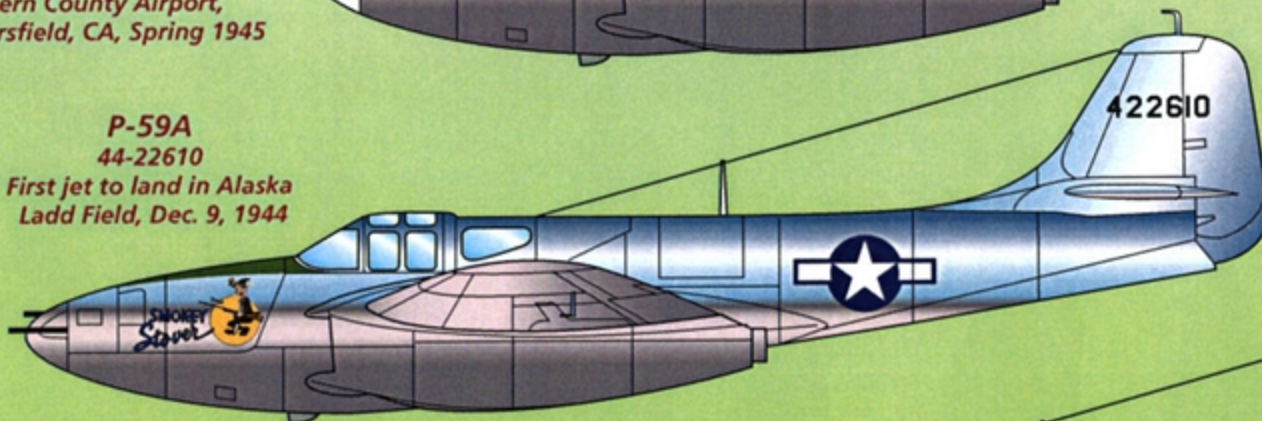


Many thanks to "Tex" Hill for providing us with the photos of his jet!


P-59A
44-22613
Colonel David Lee "Tex" Hill
Commander, 412th Fighter Group
Kern County Airport,
Bakersfield, CA, Spring 1945



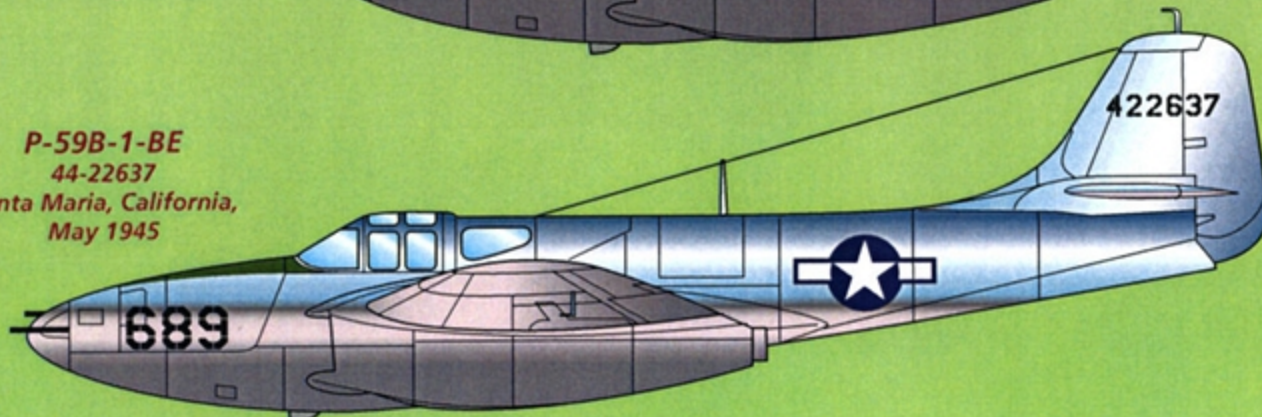
P-59A
44-22610
First jet to land in Alaska
Ladd Field, Dec. 9, 1944




P-59B
44-22658
BuNo 64108
Assigned to U.S. Navy NATC,
Patuxent River
July 19, 1947



P-59B-1-BE
44-22637
Santa Maria, California,
May 1945



Standard insignia location
for all aircraft on this sheet.



...available from

Meteor

Productions
inc.

P.O. Box 3956, Merrifield, VA 22116 USA

☎ 703/971-0500 FAX 703/971-8111

www.meteorprod.com

*Write, call, or visit our home page to
order our 120+ page catalog of decals,
kits, conversions, tools, books,
magazines, etc., and we'll send it to you
right away!*

© Cutting Edge Modelworks, 2004



2108783

- Originally painted O.D. and Neutral Gray, aircraft was later repainted overall ANA 509 (FS 11136) Red. When this occurred the nose art was repainted in a slightly different position.
- Different sources list the text "Mystic Mistress" as being both yellow and blue. We've supplied it in both versions on the decal sheet. Artwork appeared on only left hand side of aircraft.
- Aircraft used as a drone controller.
- Some published references say the late scheme was glossy black. Colors expert Dana Bell has told us he's seen a color photo of this jet and that this is incorrect—the aircraft was overall glossy red.

422613

- P-59A flown by Flying Tiger legend Tex Hill. many thanks to Tex for his assistance researching this aircraft!

NATC

- The 'TT' on nose stands for Tactical Test Division.

Applying the Decals

You probably already know all this stuff, so feel free to use your regular process; however, if you're new to aftermarket decals, here goes:

- Generally, use the Microscale Finishing System. We don't recommend extremely strong decal solvents such as Solvaset.
- Your model must have a smooth, glossy surface, as decals won't adhere well to matte surfaces. Use gloss paints or your favorite clear gloss overspray over matte or semigloss paint.
- Cut each subject out without trimming off the slight excess film (this helps the decal film disappear when dry).
- Put the decal in warm water that has a drop or two of liquid dishwashing soap or photo-flo for 10 seconds.
- When the decal will slide off the backing paper without forcing it, apply it to the proper position on your model. Slide the backing paper out from underneath.
- Gently blot off excess water and smooth out bubbles under the decal surface. If you wish, carefully brush on a mild decal softener such as Micro-Sol.
- When all decals are completely dry, gently wash off all excess decal adhesive.
- Finally, overcoat your model with a good quality gloss coat, followed by your choice of matte or eggshell clear topcoat.

FS 595 Color Cross Reference

Olive Drab	FS 4087 Xtracolor X111, Floquil 303108/303170/303263, Gunze Sangyo H304, Modelmaster 1711, Mr Color 304, Pro Modeler 88-0028
Neutral Gray	FS 6173 Xtracolor X158, Gunze Sangyo H053, Pro Modeler 88-0035, Floquil 303176

Bibliography

Aerophile Vol. 1 #3.

Air Force Legends # 208 P-59 Airacomet by Steve Pace. Steve Ginter, 2000.

Original photos provided by Tex Hill via Lee Forbes.

Various magazine clippings via Lee Forbes.

Many thanks to Dana Bell for his color expertise!

A special thanks to researcher Lee Forbes for his help researching several of the aircraft on this sheet!