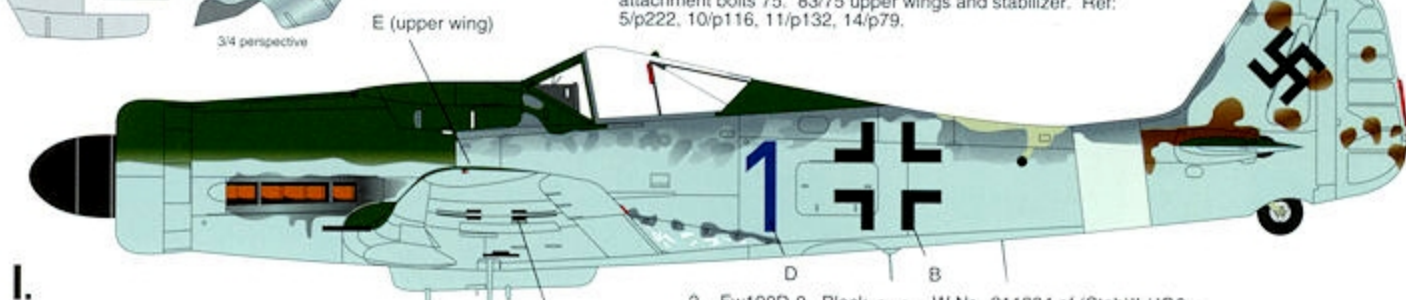


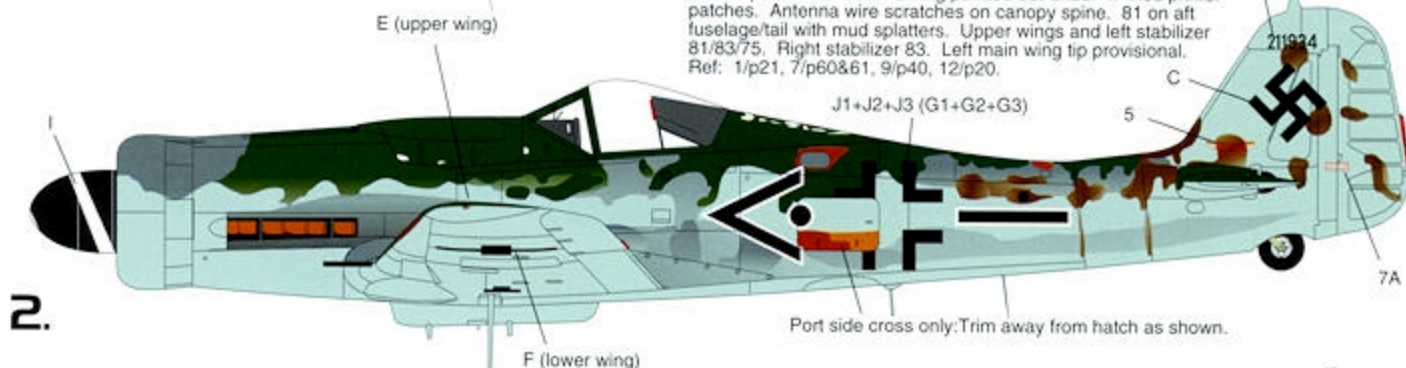
Two piece cowling gun cover



1. Fw190D-9, Blue 1, of IV./JG3, Prenzlau, spring, 1945. Blue 1 reported as Oberleutnant Oskar Romm's back-up aircraft. Aircraft appears an early production D series of Langenhagen factory with two piece cowling gun panel. Black spinner/blades. Fuselage 83/75/76 with 02 patch on spine. Canopy 75/83. 81 on tail. Plug is light 76. Wing fillet 76 with attachment bolts 75. 83/75 upper wings and stabilizer. Ref: 5/p222, 10/p116, 11/p132, 14/p79.



2. Fw190D-9, Black < + -, W.Nr. 211934 of (Stab)II./JG6. Geshwader Technical Officer's aircraft. Furth, Germany, May 1945. Black spinner/odd white spiral/70 blades. Fuselage 83/75/76 with 83 on spine. Previous marking painted out under <. Red primer patches. Antenna wire scratches on canopy spine. 81 on aft fuselage/tail with mud splatters. Upper wings and left stabilizer 81/83/75. Right stabilizer 83. Left main wing tip provisional. Ref: 1/p21, 7/p60&61, 9/p40, 12/p20.

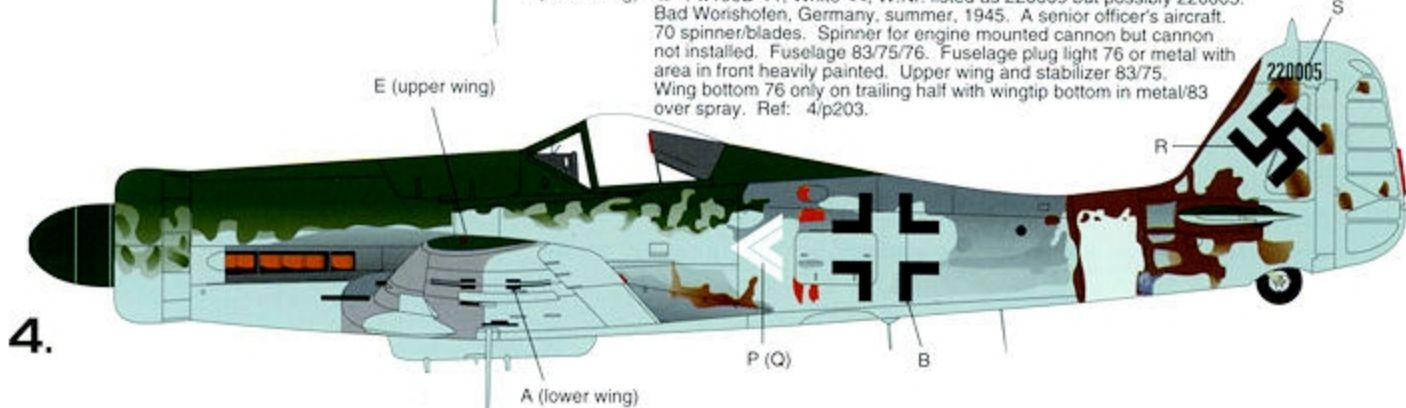


Port side cross only: Trim away from hatch as shown.


3. Fw190D-9, Black 8, W.Nr. 500581 of II./JG6. Halle, Germany, 1945. Black spinner/odd white spiral/black blades. Fuselage 81/82/76. Canopy provisional. 82 on tail. Center fuselage over sprayed/grimy. 81/82 upper wing and stabilizer. Camouflage gear covers. Ref: 6/p15.



4. Fw190D-11, White <<, W.Nr. listed as 220009 but possibly 220005. Bad Worisholen, Germany, summer, 1945. A senior officer's aircraft. 70 spinner/blades. Spinner for engine mounted cannon but cannon not installed. Fuselage 83/75/76. Fuselage plug light 76 or metal with area in front heavily painted. Upper wing and stabilizer 83/75. Wing bottom 76 only on trailing half with wingtip bottom in metal/83 over spray. Ref: 4/p203.



RLM 70	RLM 75	RLM 76	RLM 77	RLM 81	RLM 82	RLM 83	RLM 22	RLM 23	RLM 24	RLM 25
FS 34050	FS 36122	FS 36473	FS 36357 /36559	FS 37056 /30045	FS 34128	FS 34083	FS 37038	FS 31140	FS 25053	FS 34115 /34260



#### REFERENCES

1. Brown, David E. & Wadman, David, 1995: *History, Camouflage and Markings of JV44, JG6 and JG1 Focke-Wulf 190 D-9s*; Experten Historical Aviation Research Inc., Calgary, Alberta, Canada.
2. Forsyth, Robert, 1996: *JV44 THE GALLAND CIRCUS*; Classic Publications, Burgess Hill, West Sussex, UK.
3. Held, Werner, 1991: *GERMAN FIGHTERS IN WORLD WAR II THE DAY FIGHTERS*; Schiffer Publishing Ltd., West Chester, Pa, USA.
4. Hilderbrandt, Carl, 1987: *Broken Eagles I-FW190D*; Fighter Pictorials, Perkiomenville, Pa, USA.
5. *LUFTWAFFE WARBIRDS PHOTO ALBUM* (Vol. 3), 1993: *TANK MAGAZINE* Special Issue Apr, 1993; DELTA Publishing Co., Ltd., Chiyoda-Ku, Tokyo, Japan.
6. Merrick, Kenneth A. & Hitchcock, Thomas H., 1980: *THE OFFICIAL MONOGRAM PAINTING GUIDE TO GERMAN AIRCRAFT 1935-1945* (including Appendices & Error/Omission Supplement); Monogram Aviation Publications, Boylston, Mass, USA.
7. Nowara, Heinz J., 1988: *Aircraft & Legend Focke-Wulf Fw190 & Ta152*; Haynes Publications Inc., Newberry Park, Ca, USA.
8. Price, Alfred, 1977: *Focke Wulf 190 AT WAR*; Ian Allen Ltd, Shepperton, Surrey, UK.
9. Smith, Richard J. & Creek, Eddie J., 1986: *Monogram Close-Up 10-Fw 190 D-9*; Monogram Aviation Publications, Boylston, Mass, USA.
10. Weal, John, 1995: *Focke-Wulf Fw190 Aces of the Russian Front*; Osprey Publishing, Reed Consumer Books Ltd., Fulham Road, London, UK.
11. Whitehouse, L., 1987: *Stencil Detail notes to accompany Airmark Decal Sheet A48-6: Fw190D and B1109G Me262 Protection Fights*; E.D. Models, Shiny, Solihull, England.

Decal Sheet Notes: (A.) D-11/13 aircraft require 'Engines and Things' conversion kit #48114 or 48115. (B.) Full aircraft stenciling provided, use photos for extent of application on particular aircraft. Ref 15 applies. (C.) Many Fw190 were built of pre-painted sub-assemblies and several aircraft depicted here represent this procedure. (D.) When an Fw190 "blown hood" canopy is fully open the antenna wire falls to the aircraft's spine. (E.) FS #'s for RLM 77, 81, 82 and 83 based on original RLM materials (but late war RLM paint varied greatly, especially 81). When two FS #'s are listed, the RLM color is an average of the #'s. (F.) Final authority on configuration and paint scheme for any depicted aircraft resides with the original photographs and the modeler's opinion. (G.) Special thanks to Experten Decals and Airfoil Publications.

\*The name 'Engines and Things' is used for identification purposes only.

**KOMMANDEUR**  
LIMITED EDITION DECALS

P.O.Box 4083  
Oceanside, CA 92052-4083  
USA