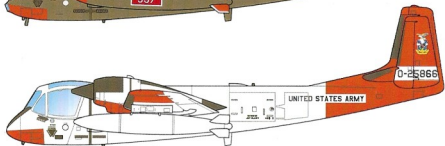
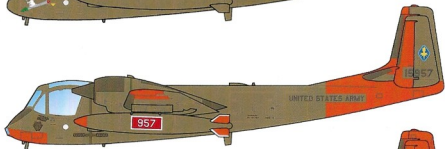
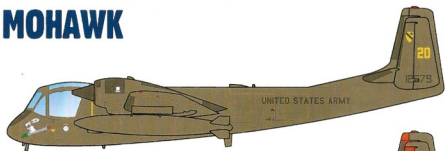


# OV-1

## MOHAWK



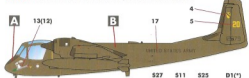
**ELEVEN MARKING OPTIONS  
FOR US ARMY OV-1 MOHAWKS**

**1/48 SCALE**

DECALS PRINTED BY



**OPTION 1:** OV-1A 62-2679, 1ST CAV DIV-ASLT, US ARMY (VIETNAM WAR)



THIS VIETNAM WAR MONARK HAS SIMPLIFIED LOW-VIS STENCILLING THAT WE HAVE SEEN ON ONLY A FEW AIRCRAFT, IN ADDITION TO A LARGER "UNITED STATES ARMY" THAN THE STANDARD SIZE ADOPTED LATER.



IN CASE YOU ARE WONDERING, HE IS SAYING: "I'LL FIND YOU, CHARLIE - WHEREVER YOU HIDE!!"

STENCILLING UNIQUE TO OPTION 1

**OPTION 2:** OV-1A 63-13133, 73RD AVN. CO., US ARMY (VIETNAM WAR)



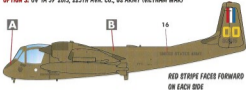
APPLY STANDARD HIGH-VISIBILITY STENCILLING

NOTE PANORAMIC CAMERA WINDOW IN THE NOSE



NOTE INSIGNIA ON BOTH SIDES OF THE MAIN VERTICAL STABILIZER. THE SAME INSIGNIA IS ALSO APPLIED ON THE TOP OF THE FUSELAGE - SEE TOP VIEWS

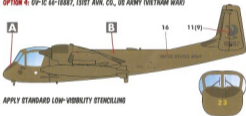
**OPTION 3:** OV-1A 59-2615, 225TH AVN. CO., US ARMY (VIETNAM WAR)



APPLY STANDARD LOW-VISIBILITY STENCILLING

RED STRIPE FACES FORWARD ON EACH SIDE

**OPTION 4:** OV-1C 66-18887, 131ST AVN. CO., US ARMY (VIETNAM WAR)



APPLY STANDARD LOW-VISIBILITY STENCILLING

**OPTION 5:** OV-1B 62-5903, 122ND AVN. CO., US ARMY



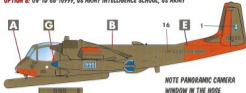
APPLY STANDARD HIGH-VISIBILITY STENCILLING

**OPTION 6:** OV-10 62-5899, 3RD ARMORED DIV., US ARMY



APPLY STANDARD HIGH-VISIBILITY STENCILLING

**OPTION 8:** OV-10 68-10999, US ARMY INTELLIGENCE SCHOOL, US ARMY



APPLY STANDARD LOW-VISIBILITY STENCILLING

NOTE PANORAMIC CAMERA WINDOW IN THE NOSE

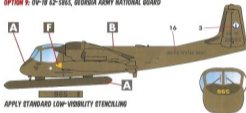
**OPTION 7:** OV-10 68-15957, US ARMY INTELLIGENCE SCHOOL, US ARMY



APPLY STANDARD LOW-VISIBILITY STENCILLING

NOTE PANORAMIC CAMERA WINDOW IN THE NOSE

**OPTION 9:** OV-10 62-5865, GEORGIA ARMY NATIONAL GUARD



APPLY STANDARD LOW-VISIBILITY STENCILLING



APPLY WHITE MARKINGS TO ALL DROP TANK FINS



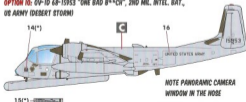
OPTION 7



OPTION 8

**FRONTAL VIEWS**

**OPTION 10:** OV-10 68-15953 "ONE BAD B\*\*CH", 2ND MIL. INTEL. BAT., US ARMY (DESERT STORM)



APPLY STANDARD LOW-VISIBILITY STENCILLING

NOTE PANORAMIC CAMERA WINDOW IN THE NOSE





34

APPLY STENCILLING AS SHOWN. THE "DANGER" MARKINGS AROUND THE PROPELLER STRIPS SEEM TO BE PAINTED OVER - USE BLACK STRIPES CUT TO SIZE



OPTION II

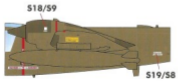


OPTION 10


**FRONTAL VIEWS**

**STENCILLING DETAILS**

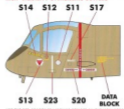
USE THE FILLER MARKING ON THE AND JET BLAST MARKING ON LOW-VISIBILITY AIRCRAFT. USE OF AND ON FOR LOW-VISIBILITY AIRCRAFT.



NOTICE THE ALIGNMENT OF "UNITED STATES ARMY" ON THE AIRCRAFT ON EACH SIDE OF THE AIRCRAFT.



**HIGH-VISIBILITY STENCILLING DETAILS**



USE THE JSD PROPELLER WARNING STRIPES ON THE MAIN PAGE. ALTERNATIVELY, YOU CAN USE OTHER STRIPES OR PAINT THESE MARKINGS, AND APPLY DECALS ON.

**LOW-VISIBILITY STENCILLING DETAILS**



USE THE THICK BLACK STRIPES ON THE MAIN PAGE FOR PROPELLER WARNING STRIPES. NOTE THE LACK OF "PROPELLER" TEXT ON THESE STRIPES.

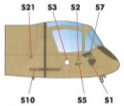
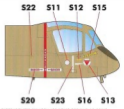
**OV-10 LOW-VISIBILITY STENCILLING DETAILS**



NOTE LOCATION IS DIFFERENT ON EACH SIDE

NOTE LOCATION IS DIFFERENT ON EACH SIDE

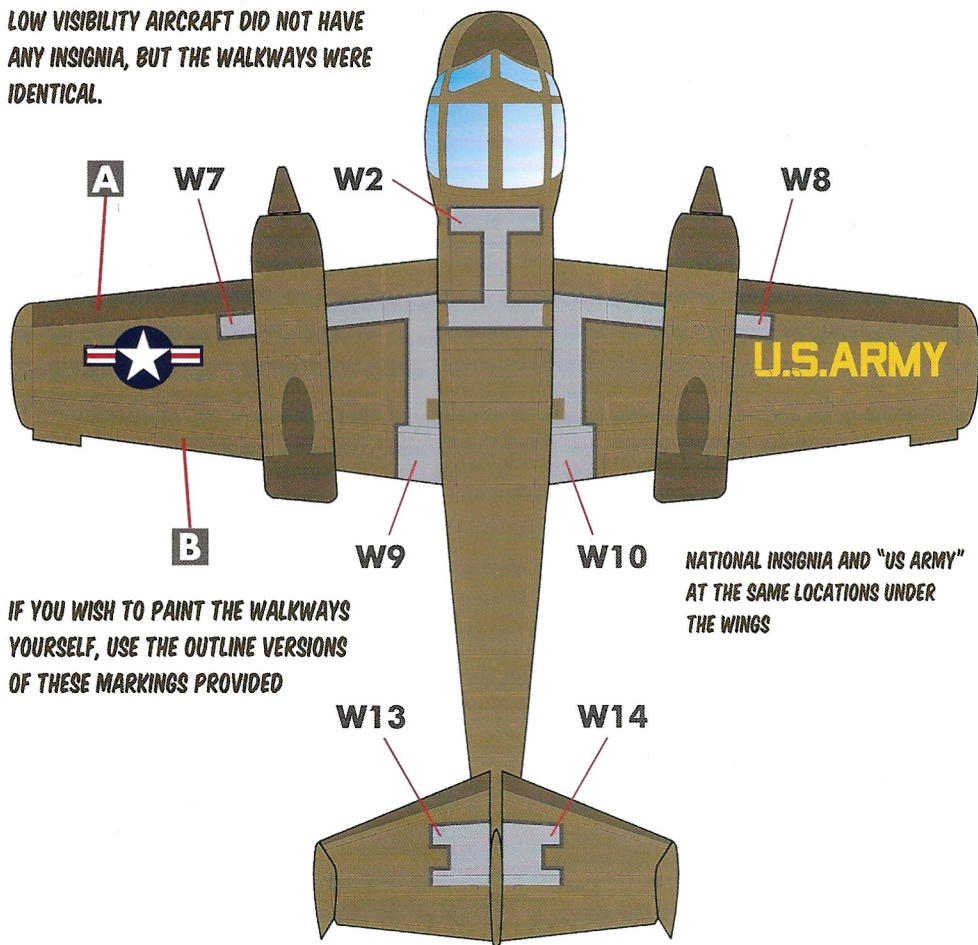
BY THE TIME OV-10 ENTERED SERVICE, ALMOST ALL HOWARD'S CARRIED LOW-VISIBILITY STENCILLING. HOWEVER, NOTE THE DIFFERENT LOCATION OF "DANGER" PROPELLER WARNING MARKINGS ON THE STARBOARD SIDE TO CLEAR THE LARGE AIR SCOOP ON THE VERSION OF THE OV-1.



COLORS HERE ARE LIGHTENED FOR CLARITY

## TOP VIEW - TYPICAL

TYPICAL HIGH-VISIBILITY AIRCRAFT SHOWN.  
LOW VISIBILITY AIRCRAFT DID NOT HAVE  
ANY INSIGNIA, BUT THE WALKWAYS WERE  
IDENTICAL.



IF YOU WISH TO PAINT THE WALKWAYS  
YOURSELF, USE THE OUTLINE VERSIONS  
OF THESE MARKINGS PROVIDED

NATIONAL INSIGNIA AND "US ARMY"  
AT THE SAME LOCATIONS UNDER  
THE WINGS

FOR TOP VIEWS OF ALL THE OPTIONS, PLEASE VISIT THE REFERENCE PAGES AT:

[WWW.CARACALMODELS.COM/REFERENCES/CD48165](http://WWW.CARACALMODELS.COM/REFERENCES/CD48165)

### DATA BLOCK MARKINGS

OPTION 1: D1

OPTION 4: D4

OPTION 7: D3

OPTION 10: D11

OPTION 2: D10

OPTION 5: D9

OPTION 8: D5

OPTION 11: D7

OPTION 3: D2

OPTION 6: D8

OPTION 9: D6

**A** FLAT BLACK (FS37038)

**B** OLIVE DRAB (FS34087)

**C** AIRCRAFT GRAY (FS36300)

**D** FLAT WHITE (FS37875)

**E** FLUORESCENT RED (ANA 633)

**F** CHROME YELLOW (FS13538)

**G** BLUE (FS25102)

Caracal Models  
PO Box 92141  
Austin, TX 78709  
[info@caracalmodels.com](mailto:info@caracalmodels.com)  
<http://www.caracalmodels.com>