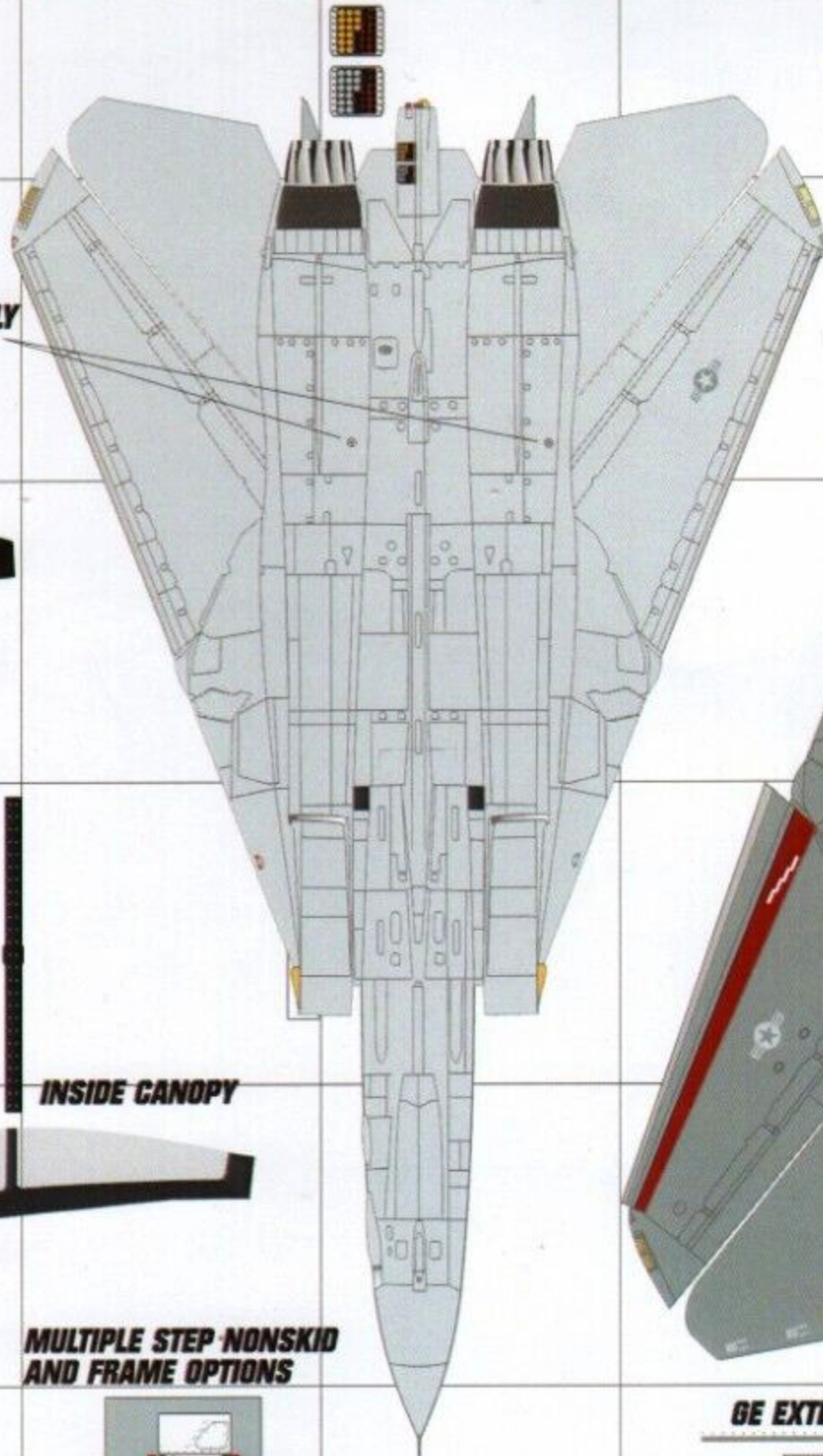




**VENT ON F-14A ONLY**



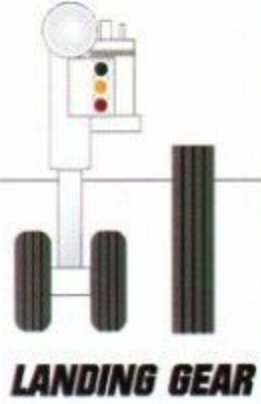
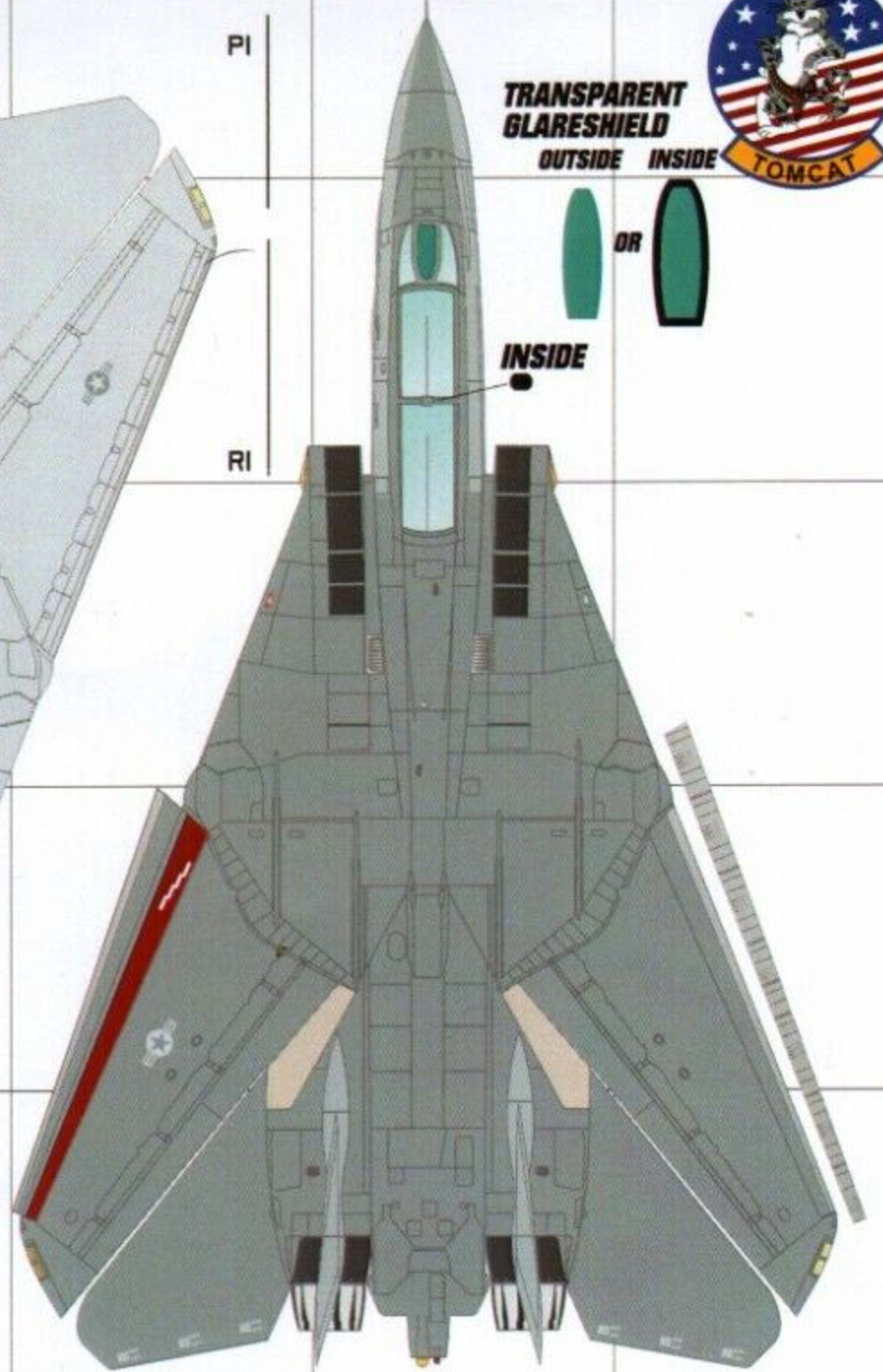
PI

**TRANSPARENT  
GLARESHIELD**  
OUTSIDE INSIDE



INSIDE

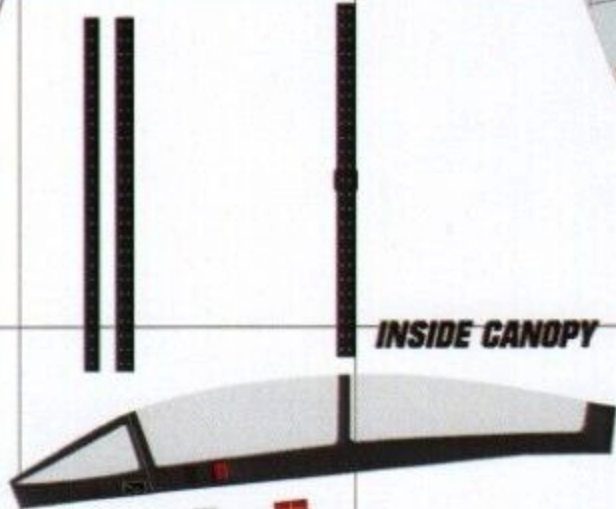
RI



**LANDING GEAR**



**INSIDE CANOPY**



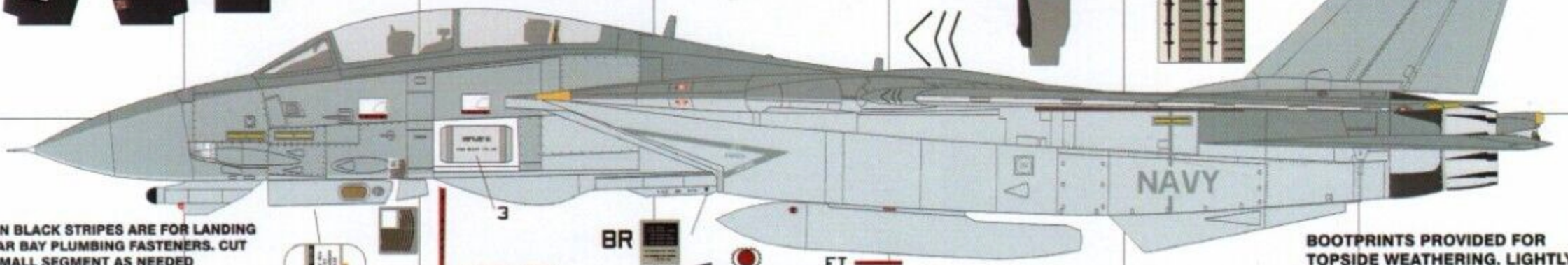
**MULTIPLE STEP NONSKID  
AND FRAME OPTIONS**

**GREEN SEAT CUSHION  
PATTERNS ARE FOR NACES**



**GE EXTERIOR**

**GE INTERIOR**



THIN BLACK STRIPES ARE FOR LANDING  
GEAR BAY PLUMBING FASTENERS. CUT  
A SMALL SEGMENT AS NEEDED

BR

LADDER SIDES

FT

**VARIOUS FUEL CAPS PROVIDED**

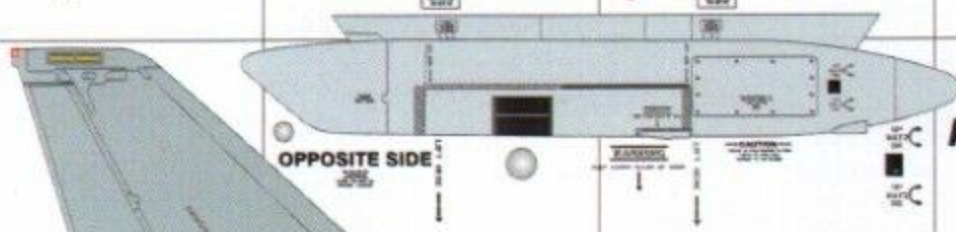
x- LEFT SIDE ONLY

AFT PHOENIX RAIL

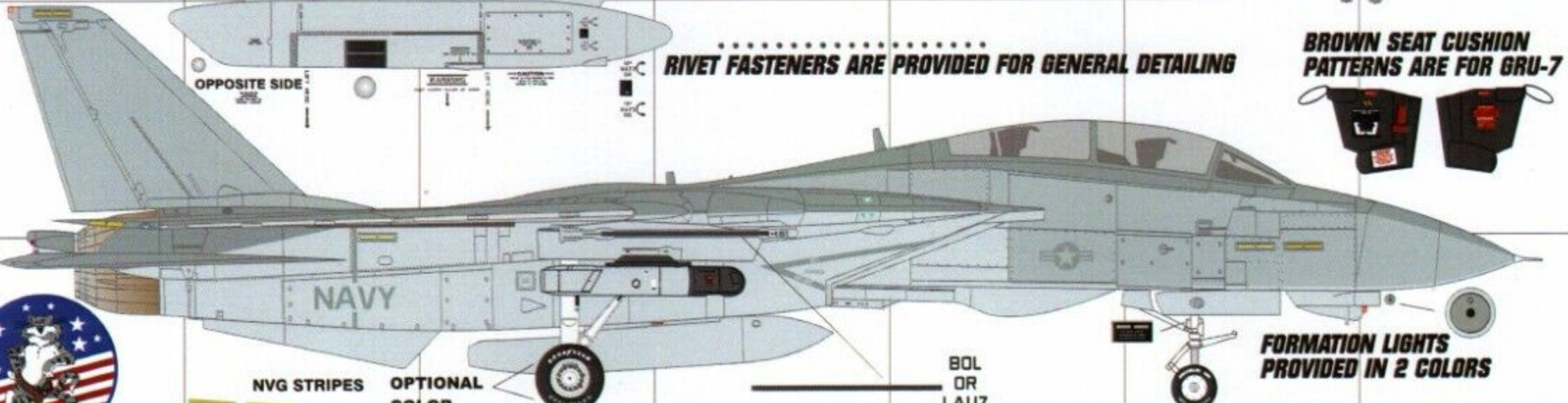
BOOTPRINTS PROVIDED FOR  
TOPSIDE WEATHERING. LIGHTLY  
DUST THINNED PAINT OR SAND  
FOR ADDITIONAL WEAR

**RIVET FASTENERS ARE PROVIDED FOR GENERAL DETAILING**

**BROWN SEAT CUSHION  
PATTERNS ARE FOR GRU-7**



OPPOSITE SIDE



NVG STRIPES

OPTIONAL  
COLOR


BOL  
OR  
LAU7

**FORMATION LIGHTS  
PROVIDED IN 2 COLORS**

**CONTACT: FIGHTERTOWNDECALS@YAHOO.COM  
WWW.FIGHTERTOWNDECALS.COM**



**GEAR DOOR PLACARDS**



**Front/Top**

**Right side**



**Launch Bar decal:**


Place decal on top of kit Launch Bar as shown. Apply setting solution to sides, wrap one side down first, let it set then wrap the other side next and have them meet at the bottom.



**48087**



REMOVE BEFORE FLIGHT TAGS



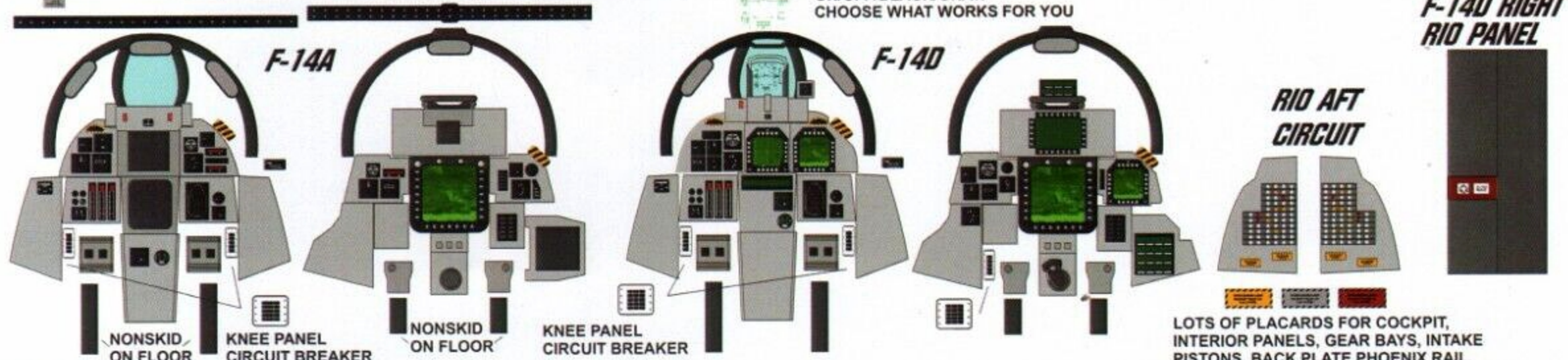
**TWIST**  
DIP IN WATER, SLIDE OFF BACKING FOLD RBF TAG AND LET DRY  
\*\*MUST DIP IN GLOSS OR DULL COAT  
SET RBF TAG IN POSITION



**F-14B PILOT**

**F-14B RIO**

MULTIPLE VERSIONS OF PTID, MFD SCREENS ARE PROVIDED - ON/OFF/BLACK/GRAY. CHOOSE WHAT WORKS FOR YOU



**F-14A**

**F-14B**

**F-14D RIGHT RIO PANEL**

**RIO AFT CIRCUIT**

GBU-38 WAS ONLY CARRIED BY VF-31/VF-213 ON THE LAST TOMCAT CRUISE

**TOMCAT WEAPONS**



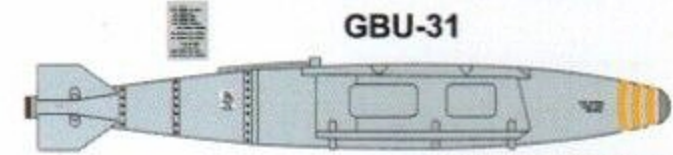
**GBU-38**

2006



**MK-82**

GBU-31 JDAM WAS CLEARED FOR F-14B/D ONLY. FIRST USED BY F-14B VF-11/142 IN EARLY OEF 2001. F-14D WAS GBU-31 CAPABLE IN EARLY 2003 FOR OIF.



**GBU-31**

3 STRIPES FOR BLU117 WARHEAD CAN BE EITHER GRAY OR OLIVE



**MK-84**

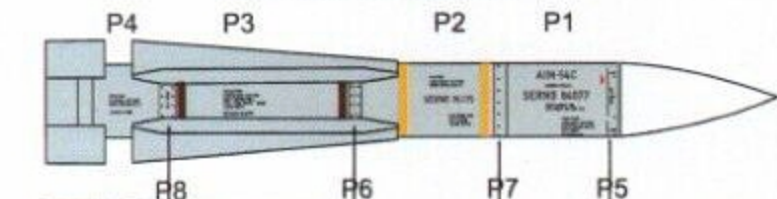
2 STRIPES FOR MK84 WARHEAD CAN BE EITHER GRAY OR OLIVE



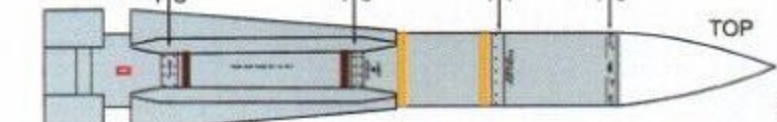
**MK-83**



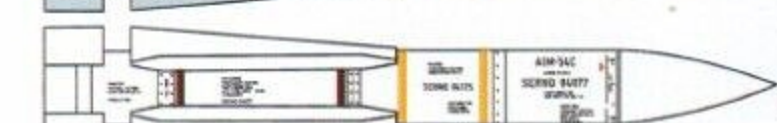
**AIM 54C PHOENIX**



**AIM-7MP SPARROW**



**CATM-7 SPARROW**



**AIM-9L/M/P SIDEWINDER**




**CATM-9M SIDEWINDER**



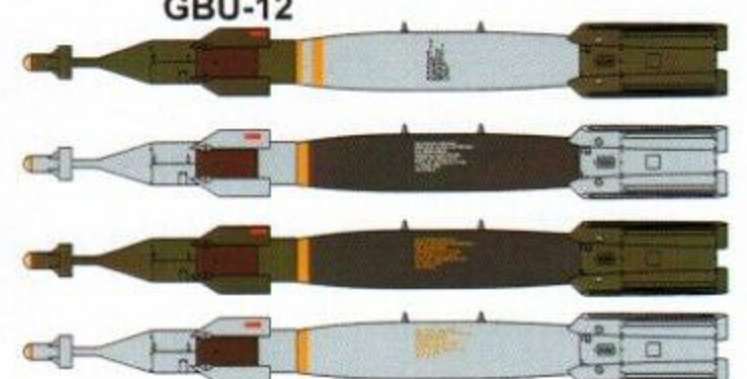
**GBU-10**



**GBU-24**



**GBU-16**



**GBU-12**

FS 36375

FS 37875

FS 35109

FS 34095 MEDIUM FIELD GREEN

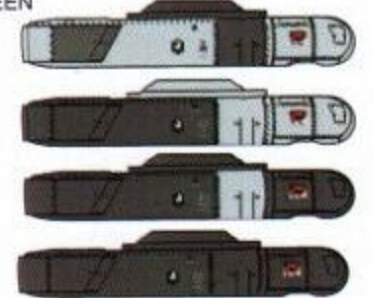
OLIVE DRAB

Unpainted Metal

BUILT FROM GENERAL PURPOSE BOMBS, SOME YELLOW STRIPES ARE VISIBLE UNDER THE GBU HOUSING. STRIPES ARE PROVIDED THAT WAY AND CAN BE CUT TO SUIT ANY NUMBER OF STRIPES. CHECK REFS!

VARIOUS COMBINATIONS OF GRAY/GREEN/OLIVE ARE COMMON IN NAVAIR WEAPONS STARTING IN THE EARLY 1990'S. THESE ARE JUST EXAMPLES. MORE VARIATION CAN BE SEEN.

**LANTIRN**



LANTIRN PODS WERE HIGHLY INDIVIDUAL. DELIVERED IN 36081, THEY THEN WERE SEEN IN 36118 AND 35375. AS PARTS WERE SWITCHED OUT, THEY COULD BE ANY COMBINATION OF THESE COLORS. CHECK REFERENCES.

