



Third Group™



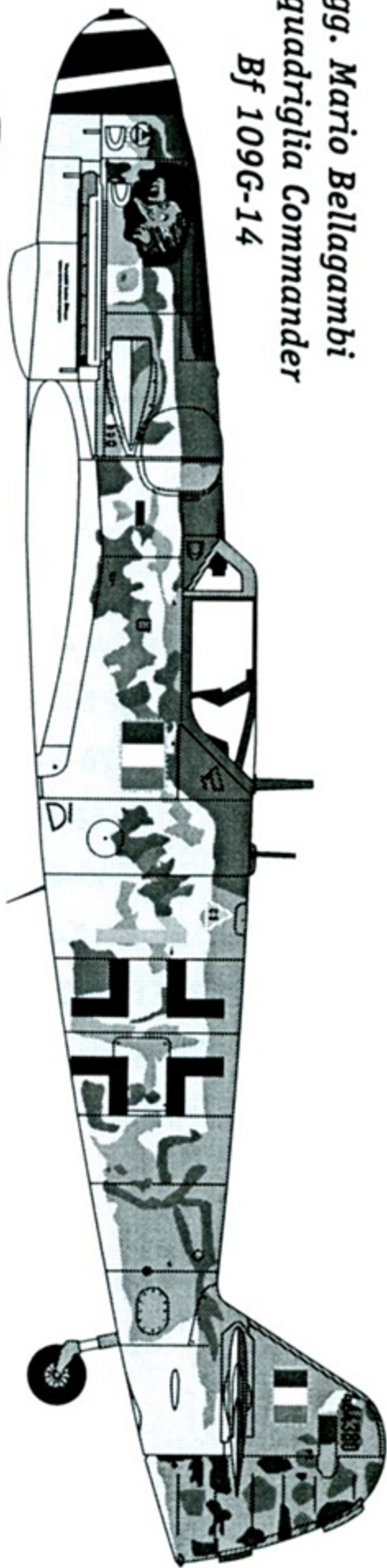
PO BOX 98545 • TACOMA WA 98498-0545 • USA

48-040

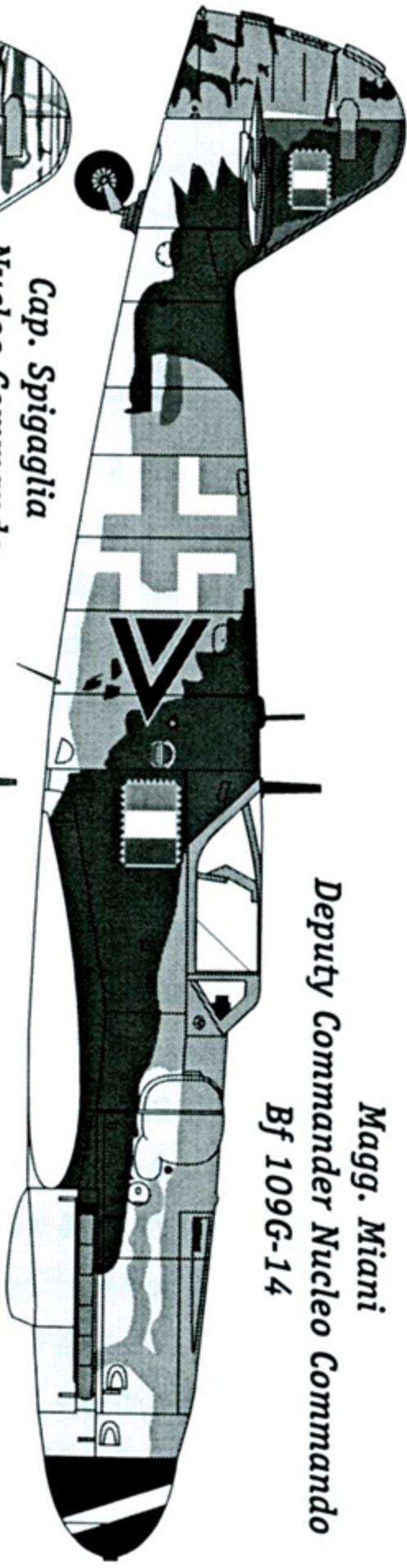
1:48
scale

II° Gruppo Caccia (5a Sq. & Nucleo Commando) Messerschmitt Bf 109G-6/14

Magg. Mario Bellagambi
5a Squadriglia Commander
Bf 109G-14




Magg. Miani
Deputy Commander Nucleo Commando
Bf 109G-14



Cap. Spigaglia
Nucleo Commando
Bf 109G-6

For scale profiles,
enlarge by 111%



Third Group – 48-040 – II° Gruppo Caccia (5a Sq. & NC) – Messerschmitt Bf 109G-6/14

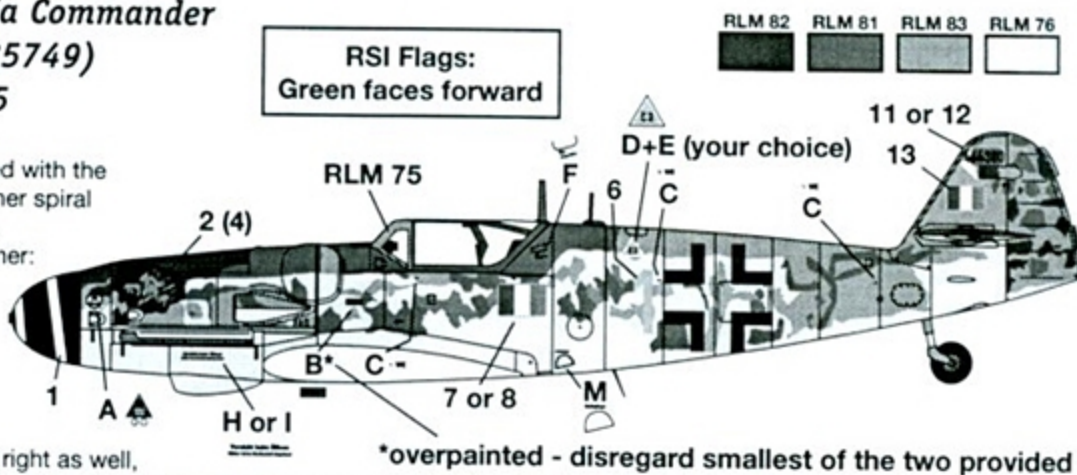
For scale profiles, enlarge by 150%

Magg. Mario Bellagambi – 5a Squadriglia Commander
Bf 109G-14 – WNr 464380 (or 785749)
Osoppo, Italy – Spring 1945

Note: These markings are intended to replace those included with the Hasegawa Bf 109G-14 (JT 149) as it has an inaccurate spinner spiral and RSI flags, simplistic and undersized Squadriglia badge, questionable style of Werknummer (nor alternate Werknummer: Magg. Bellagambi flew two different Yellow 1s), and generic stencils. Additionally, the left profile camouflage scheme is very inaccurate.

Equipment: Erla Haube, Galland-Panzer headrest, MW 50 bulge on canopy rear decking, cockpit ventilation flap below the left canopy (probably on both sides), air intake on left windscreen quarter-panel and probably the right as well,

Centerline rack not fitted. Unknown elevator tab arrangement and if inset ailerons were fitted. Umbrella clip is indicative of this aircraft being a rebuild rather than a true G-14, thus the type of upper wing wheel fairing is anyone's guess, though one could argue that what appears to be camouflage demarcation on the left wing leading edge is actually the leading edge of the rectangular wheel fairing. **Camouflage:** RLM 81/83/76 with RLM 81/83 mottling, white-spiraled black spinner, RLM 82 applied to forward upper engine cowling (Diavoli Rossi badge on a very dark patch), RLM 75 windscreen framing, RLM 83 rudder with RLM 81/82 mottling. Of the two rudder trim tabs, only the lowermost may have been red; the upper being RLM 83. Profile based on photographs, though the area between the fuselage RSI flag and German cross is not visible. **Markings:** Optional eye patch (3, 5) provided for Squadriglia badge (2, 4). Squadriglia badge should be on the right side, though considering the time period, it may not have been. Fuselage RSI flag (perfs of 12w x 8h) is nonstandard in the sense that the leading edge is fringed rather than being straight or "hoisted". Photographs reveal a reversed fringe on some aircraft with hoist being at the trailing edge, which may have been the case with Yellow 1. Also, note the fuselage flag perfs (fringe) do not rest on a yellow surround: the perf base touches the enclosed tricolors (applicable to all aircraft on this sheet). Such a setup leaves no room for error, thus separated forms have also been provided. Tail RSI flag is hoisted (applicable to all aircraft on this sheet) and has perfs of 8w x 5h. Rarely seen black outline fuselage cross. Unknown style of upper wing markings: crosses or fasces. **Stencils:** Known stencils are A, C (forwardmost), F, H (or I), M. Placement of provided right side stencils is unknown. **References:** A - 172; B - 77 & 78.

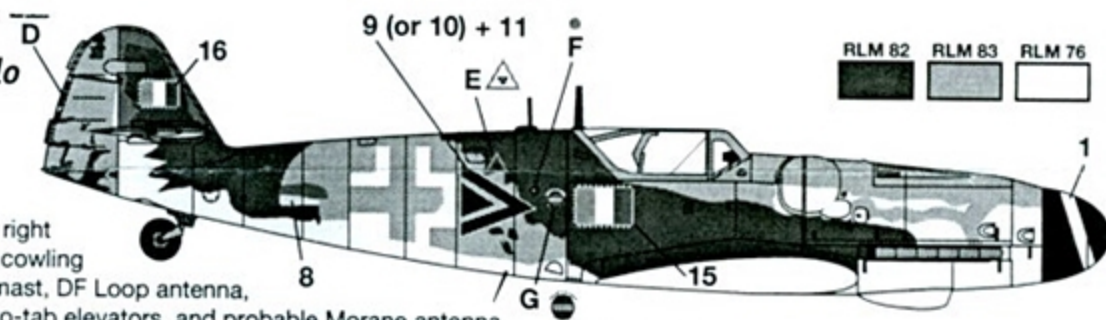


Magg. Miani

Deputy Commander Nucleo Commando
Bf 109G-14 – WNr 434444
Aviano, Italy – February 1945

Equipment: Erla Haube, Galland-Panzer headrest, faired right windscreen quarter-panel with flare signal port, right gun cowling bulge with fairing (no compressor intake), short antenna mast, DF Loop antenna, FuG 25a antenna, standard upper wing wheel fairings, two-tab elevators, and probable Morane antenna.

Unknown if centerline rack and inset ailerons were fitted. **Camouflage:** RLM 82/83/76 with probable white-spiraled black spinner. Of the two rudder trim tabs, the lowermost is red and the uppermost is RLM 83. Area of RLM 82 above wingroot and exhaust may have been a combination of exhaust stain and RLM 82. What we note as being RLM 82 is not all that dark in the reference photograph, and thus may have been RLM 81. You are encouraged to review the reference photograph and make your own determination. Reference B is a color illustration which depicts the upper colors as being RLM 74/75, but we don't see it as such. **Markings:** Fuselage RSI flag (perfs of 10w x 8h) is hoisted on a short mast (straight leading edge). Tail RSI flag has perfs of 8w x 5h. Double chevron outline appears to be yellow. We have also provided white outlines for those that feel otherwise. The right side double chevron was asymmetrical. Having no photograph of the left side, we decided to provide asymmetrical and symmetrical double chevrons and leave the decision to you. The remains of a white horizontal Gruppe bar (8) is visible aft of the fuselage cross. The bar should be applied then heavily misted where not overpainted. Unknown style of upper wing fasces and underwing crosses. Squadriglia badge (2) provided as a spare, though it is not applicable to this aircraft. **Stencils:** Known stencils are D, F, G. Placement of provided left side stencils is unknown. **References:** A - 153; B - 76.



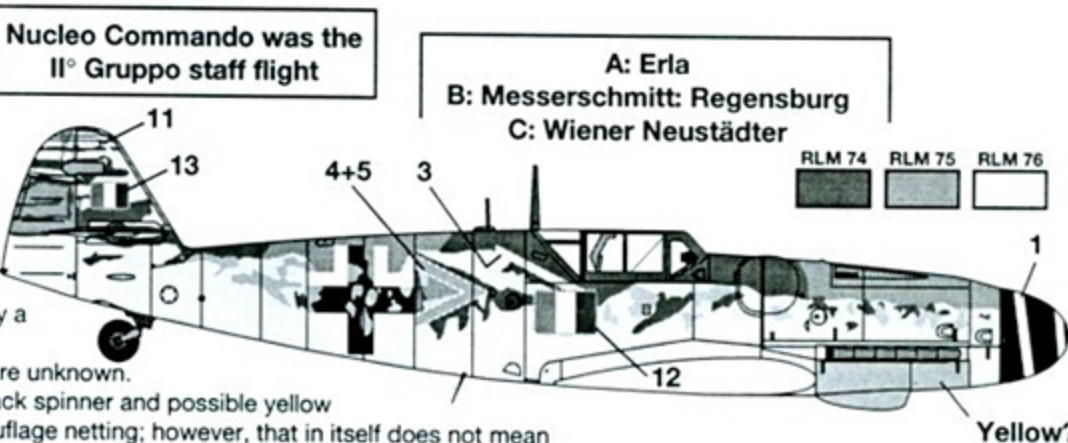
Cap. Spigaglia – Nucleo Commando
Bf 109G-6 – WNr unknown
Villafranca, Italy – Late 1944?

Equipment: Tall antenna mast, DF Loop antenna, standard upper wing wheel fairings, and probable FuG 25a antenna, Morane antenna and centerline rack. No fixed rudder trim tabs. Unknown elevator tab arrangement. Due to coverage by a tarpaulin, type of canopy, headrest, and configuration of the right windscreen quarter-panel and right gun cowling bulge are unknown.

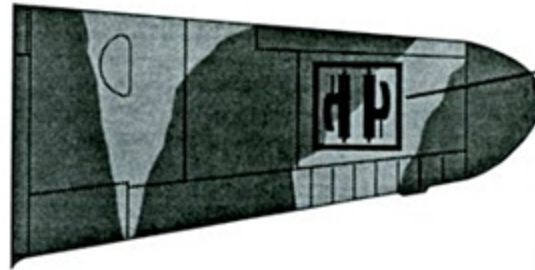
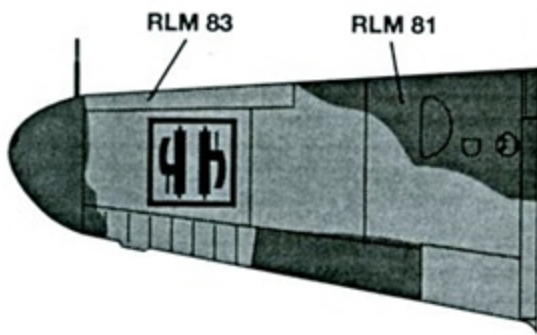
Camouflage: RLM 74/75/76 with probable white-spiraled black spinner and possible yellow lower engine cowling. Aircraft was photographed under camouflage netting; however, that in itself does not mean one should arbitrarily attribute the camouflage stripes to such. Considering that the fuselage and upper wings lack stripes, plus the fact that sun was low toward the front of the aircraft, we believe the stripes are not the result of overhead netting but were painted on. Besides, in closeup photographs the stripes look like paint, not shadow.

Markings: Possible left side Gruppo badge (2). Fuselage RSI flag (perfs of 13w x 8h provided) is not visible in reference photographs thus you may apply an RSI flag with a different perf arrangement than that provided. Tail RSI flag has perfs of 9w x 5h. White-bordered fuselage cross appears to have a black fill that has been mottled over. There also appears to be a white chevron forward of the fuselage RSI flag, presumably a marking from the previous Luftwaffe unit. There is a number 7 on the right side vertical fin that we presume to have been part of a previously applied Werknummer, though it may have been applied after the aircraft was transferred to the ANR. Unknown style of underwing crosses. Squadriglia badge (2) provided as a spare, though it is not applicable to this aircraft.

Stencils: None known. **References:** A - 114; B - 53; C - 20.

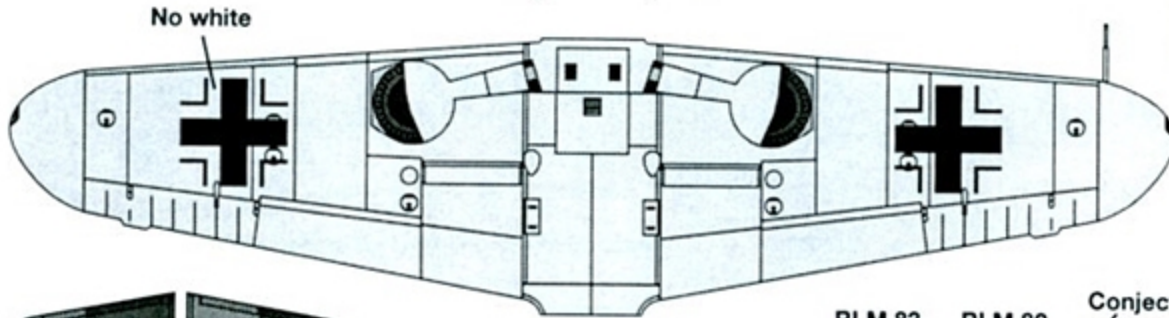


For scale drawings, enlarge by 150%



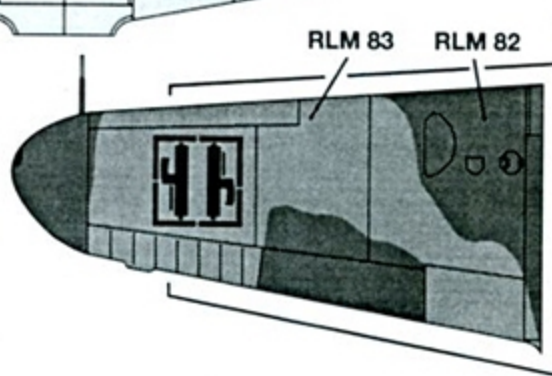
Or German crosses

Yellow 1:
Conjectural
upper surface
pattern.

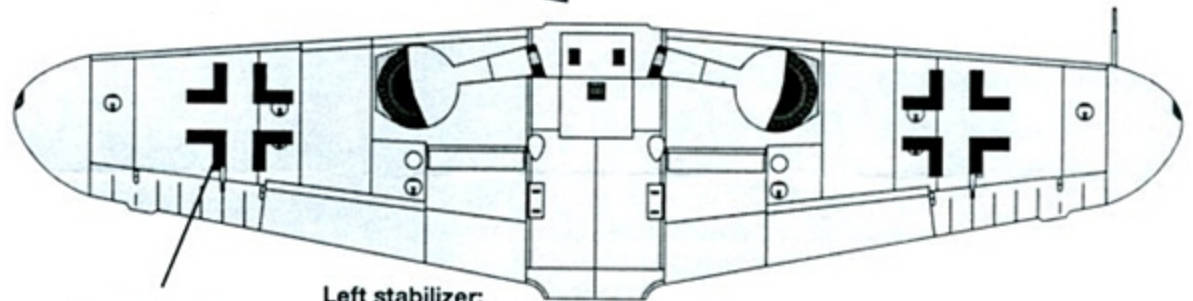
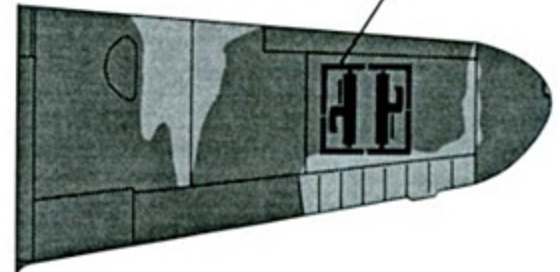


Two-tab elevators?

All aircraft:
RLM 76
undersides



Conjectural pattern



Or standard
or per Blue Chevron

Left stabilizer:
conjectural pattern

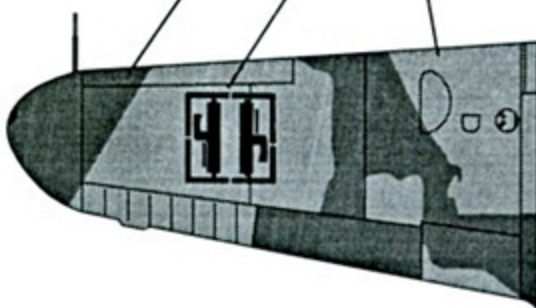


Two-tab elevators



RLM 74

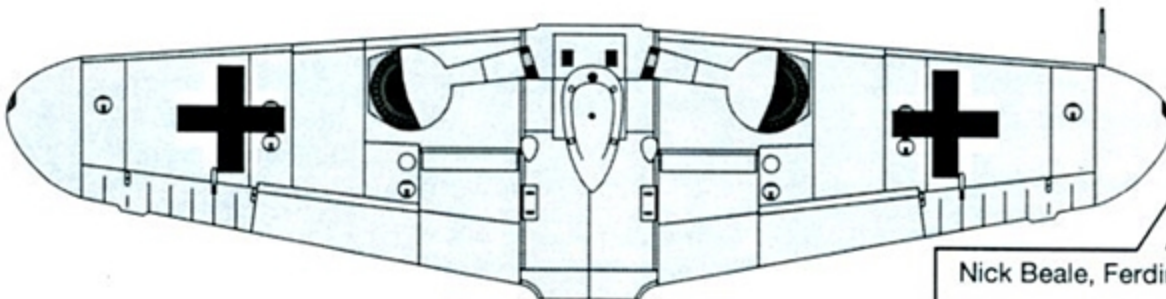
RLM 75



Squiggles:
Brown, gray, green?



Conjectural pattern



Left stabilizer:
conjectural pattern



Short-tab elevators?

©1998

REFERENCES

- A: *Air War Italy 1944-45*:
Nick Beale, Ferdinando D'Amico & Gabriele Valentini, 1996
- B: *The Messerschmitt 109 In Italian Service 1943-1945*:
Ferdinando D'Amico & Gabriele Valentini, 1985
- C: *Regia Aeronautica Vol. 2*:
Ferdinando D'Amico & Gabriele Valentini, 1986