

AeroMaster.

48-249

Marauding Emils

PT. IV

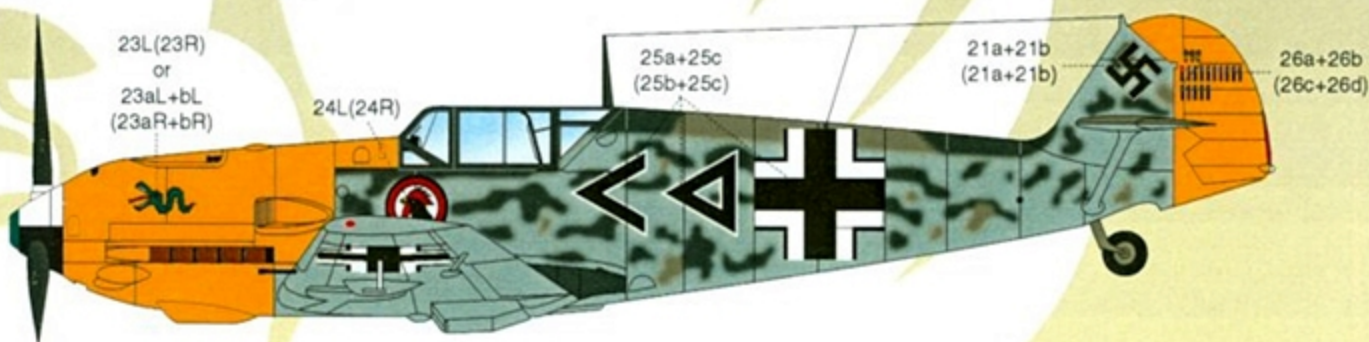


48-249

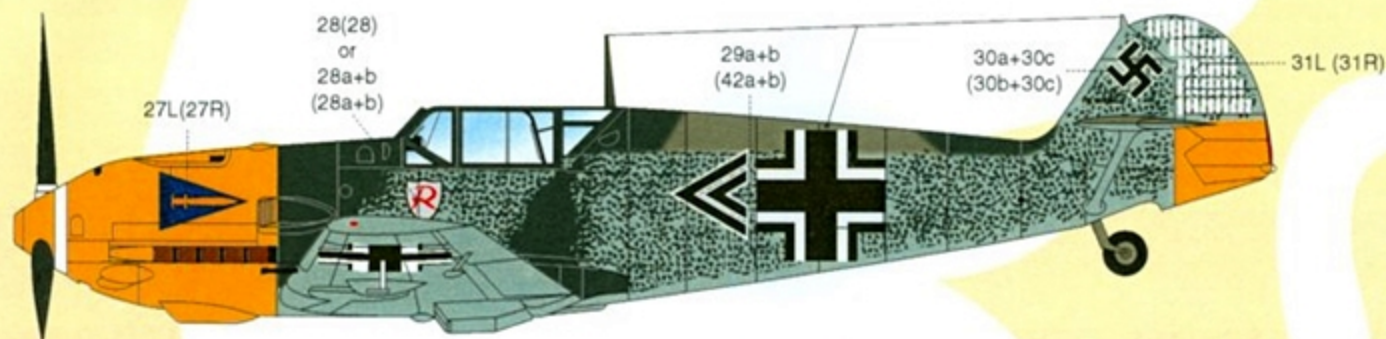
PT. IV



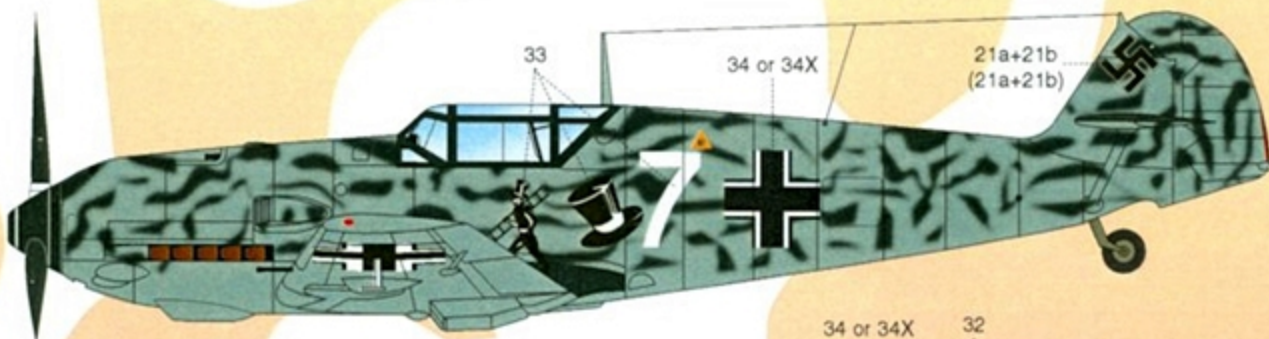
Bf-109E-4 flown by Oblt. Gerhardt Schöpfel, Staffelkapitän 9./JG26, August 1940, France. Camouflage is RLM 71 Dunkelgrün and RLM 02 Grau uppersurfaces, RLM 65 Hellblau undersurfaces and RLM 70 spinner. Note the RLM 04 Gelb Tactical Identification markings on wingtips, horizontal tail surfaces, and rudder.



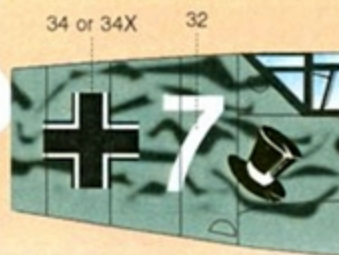
Bf-109E-4 flown by Hptm. Hans von Hahn, Gruppenkommandeur 1./JG3, 1940, France. Uppersurfaces RLM 71 Dunkelgrün and RLM 02 Grau, undersurfaces and fuselage sides RLM 65 Hellblau. Fuselage mottled with 71/02. Note spinner is half white with other half-black or RLM 70 and RLM 25 Green tip. Yellow nose and rudder.



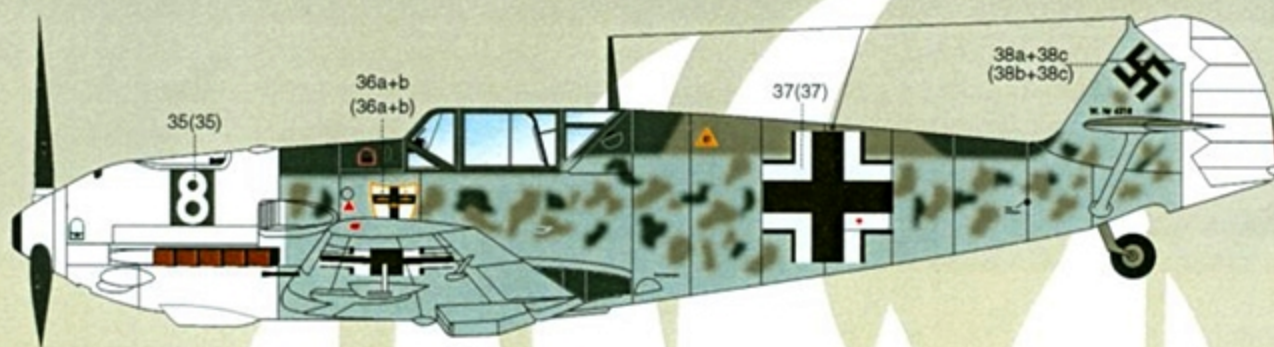
Bf-109E-4 flown by Helmut Wick, Kommandeur 1./JG2, October 1940, Belgium. RLM 71/02 uppersurfaces, RLM 65 undersurfaces. Fuselage sides were densely stippled in RLM 71, most likely applied with a sponge or stiff brush. Nose and lower section of rudder are RLM 04 Gelb. Note windshield armor plating and White spinner backplate.



Bf-109E-3 flown by Reinhard Seiler, Staffelkapitän 1./JG54, April 1940, Germany. Uppersurfaces and fuselage sides RLM70/71with low demarcation line, undersides RLM 65 Hellblau. Fuselage sides were oversprayed very heavily with RLM 65, leaving a soft edge wherever the 70/71 paint and markings showed through. Spinner and canopy frame in RLM 70 Schwartzgrün.



AeroMaster Decals™



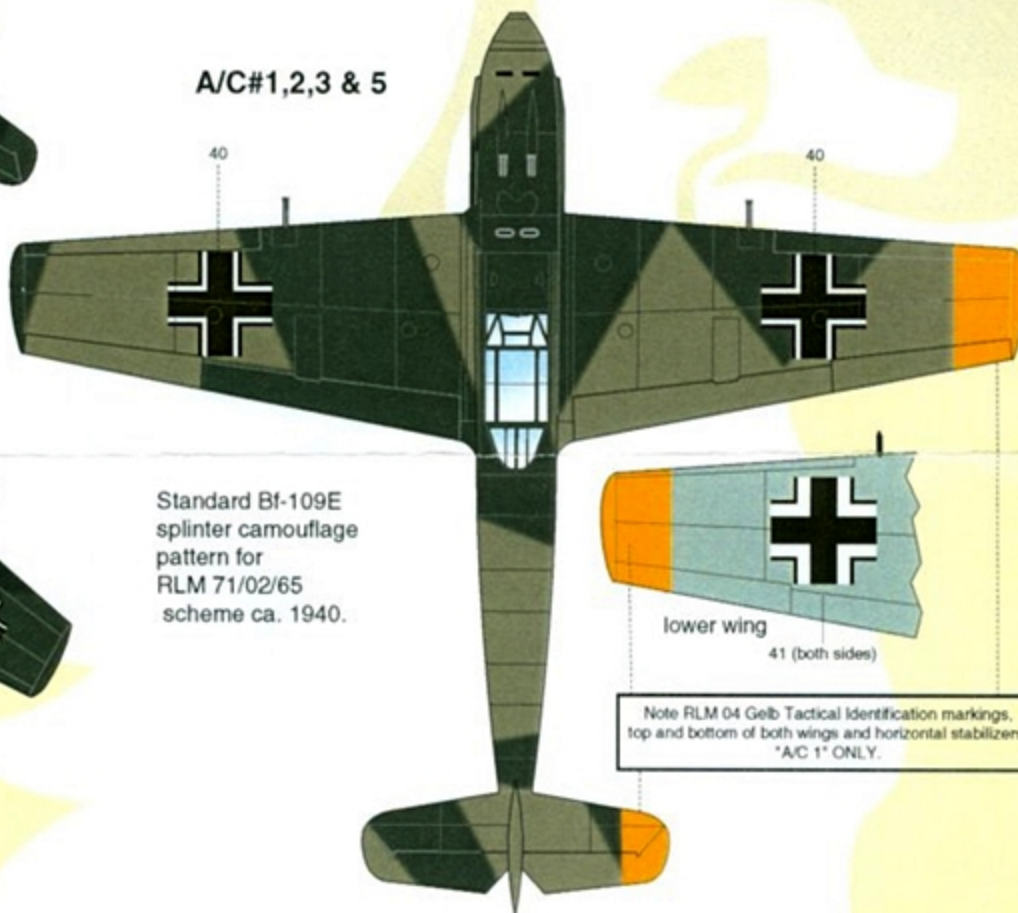
Bf-109E-4 flown by Gefreiter Nittmann, 7/JG27 England, September 1940. Uppersurfaces RLM 71 Dunkelgrün and RLM 02 Grau, Undersurfaces RLM 65 Hellblau. Fuselage sides mottled with RLM 71/02. White nose and rudder, White spinner with RLM 70 Schwarzgrün tip. White 8 on RLM 70 rectangle.

A/C#4



Standard Bf-109E splinter camouflage scheme, with RLM 70/71/65 colors, base pattern for fuselage of "White 7".

A/C#1,2,3 & 5



Standard Bf-109E splinter camouflage pattern for RLM 71/02/65 scheme ca. 1940.

Note RLM 04 Gelb Tactical Identification markings, top and bottom of both wings and horizontal stabilizers, "A/C 1" ONLY.

Stencils for the Bf-109E are found on AMD sheet number 148-006. Ask your local Hobby shop or give us a call.

Suggested Kits:

Hasegawa & Hobbycraft 1/48 Bf 109E's

References:

1. *Messerschmitt Bf109B-E*. Model Art Special (No. 375).
2. *Camouflage & Markings of The Luftwaffe Aircraft, Vol. 1* Model Art Special
3. *Aircraft of the Luftwaffe Fighter Aces II*. Schiffer Military/Aviation History



Recommended AeroMaster Warbird Colors Enamels	
9001 Black	9020 RLM 02 Grau
9002 White	9021 RLM 65 Hellblau
9003 Yellow	9023 RLM 70 Schwarzgrau
9004 Blue	9024 RLM 71 Dunkelgrün
9005 Red	
9010 Tire Black	

Recommended AeroMaster Warbird Colors Acrylic	
1001 Gloss Clear	1012 RLM 21 White
1002 Semi-Gls Clr	1013 RLM 22 Black
1003 Flat Clear	1016 RLM 25 Green
1004 Tire Black	1021 RLM 65 Hellblau
1010 RLM 02 Grau	1023 RLM 70 Schwarzgrau
1011 RLM 04 Yellow	1024 RLM 71 Dunkelgrün

If you have suggestions for future subject matter, AeroMaster would like to hear from you. Our goal is to provide high quality, well researched decals of unusual and interesting subjects. We value our customers' input, so if you have specific suggestions or photographs of unusual subject matter which you would be willing to share, please contact:

AeroMaster Decals™

3615 NW 20th Ave • Miami, Florida 33142 • USA