

LIMITED EDITION!

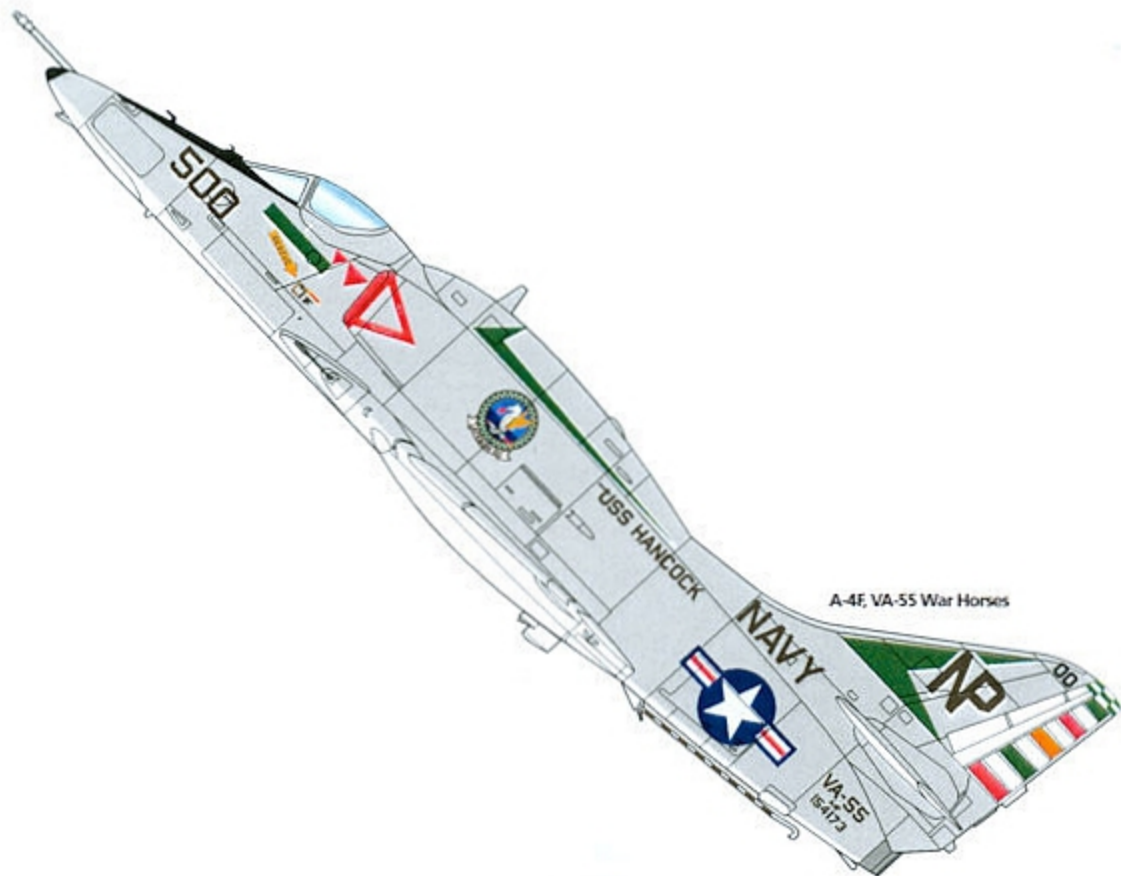
CED48148

A-4 Scooters

A-4F & A-4G



A-4G, VC-724, RAN



A-4F, VA-55 War Horses

Recommended kit:
1:48 Hasegawa A-4E

**Cutting
Edge**

MODELWORKS

P.O. Box 3956
Merrifield, VA 22116
USA


www.meteorprod.com

Cutting Edge[®]

MODELWORKS



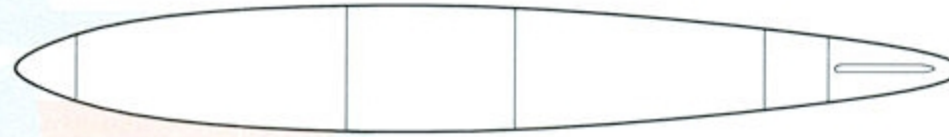
A-4G
155061
Royal Australian Navy
VC-724




Stencil placement for wing pylons




Stencil placement for wing pylons



A-4F
CDR Mark Giltrey
VA-55 War Horses
USS Hancock, 1974





...available from

Meteor

Productions^{inc.}

P.O. Box 3956, Merrifield, VA 22116 USA

☎ 703/971-0500 FAX 703/971-8111

www.meteorprod.com

Write, call, or visit our home page to order our 120+ page catalog of decals, kits, conversions, tools, books, magazines, etc., and we'll send it to you right away!

© Cutting Edge Modelworks, 2001

Notes on Aircraft**NP/500**

- This A-4F wore the standard U.S. Navy two-tone camouflage scheme of the period consisting of Light Gull Gray (FS 26440) and White (FS 17875).
- Our patented BlackMagic™ precut painting masks set CEBM48487 contains masks for the rudder area that will allow you to paint the complicated rib pattern more easily. This set also contains masks for the anti-glare panel and intake areas.
- Note the direction of the drop shadows on some of the markings. Drop shadows on the aircraft were to the REAR of the main marking.
- We could not positively determine the color of one of the stripes on the rudder. It is definitely either blue or green. We have included decals for both versions.
- This jet was upgraded to the "SuperFox" configuration and requires Cutting Edge conversion set CEC48316 for the enlarged intakes. Do not use the fin tip ECM pod; do use the slightly extended tail pipe in the Hasegawa kit.

874

- This Skyhawk carried the Royal Australian Navy scheme consisting of a two-tone wraparound gray camouflage. The approximate colors are FS 26176 and FS 26375, although there remains disagreement as to the exact shades of these two colors.

Applying the Decals

You probably already know all this stuff, so feel free to use your regular process; however, if you're new to aftermarket decals, here goes:

- Generally, use the Microscale Finishing System. We don't recommend extremely strong decal solvents such as Solvaset.
- Your model must have a smooth, glossy surface, as decals won't adhere well to matte surfaces. Use gloss paints or your favorite clear gloss overspray over matte or semigloss paint.
- Cut each subject out without trimming off the slight excess film (this helps the decal film disappear when dry).
- Put the decal in warm water that has a drop or two of liquid dishwashing soap or photo-flo for 10 seconds.
- When the decal will slide off the backing paper without forcing it, apply it to the proper position on your model. Slide the backing paper out from underneath.
- Gently blot off excess water and smooth out bubbles under the decal surface. If you wish, carefully brush on a mild decal softener such as Micro-Sol.
- When all decals are completely dry, gently wash off all excess decal adhesive.
- Finally, overcoat your model with a good quality gloss coat, followed by your choice of matte or eggshell clear topcoat.

FS 595 Color Cross Reference

Light Gull Gray FS 6440	Xtracolor X137, Modelmaster 1729/1730, Gunze Sangyo H315/325, Pro Modeler 88-0033, Polly Scale 505326
White FS 17875	Any gloss white paint
FS 26375	Pro Modeler 88-0034, Polly Scale 505304
FS 26173	Xtracolor X158, Gunze Sangyo H053, Pro Modeler 88-0035, Floquil 303176

Bibliography

Colorful U.S. Navy Skyhawks by Bert Kinzey & Ray Leader. 1990, Airlife Publishing.
Famous Airplanes of the World #3. A-4 Skyhawk. 1987 Bunrin-do Publishing.
 Various magazine articles and original photographs

NAVY NAVY

VA-55
A-4F
154173

VA-55
A-4F
154173

500

CED48148

A-4
Skyhawk #2

Copyright © 2001


Cutting
Edge
1/48
MODELWORKS

USS HANCOCK 00
USS HANCOCK 00


500 NP
500 500 500

CODE MARK DELIVERY
CENATMTCALHANNING 21

CODE MARK DELIVERY
CENATMTCALHANNING 21



NP



874 874



N-13 155061 N-13 155061

NAVY NAVY

A-4G A-4G

