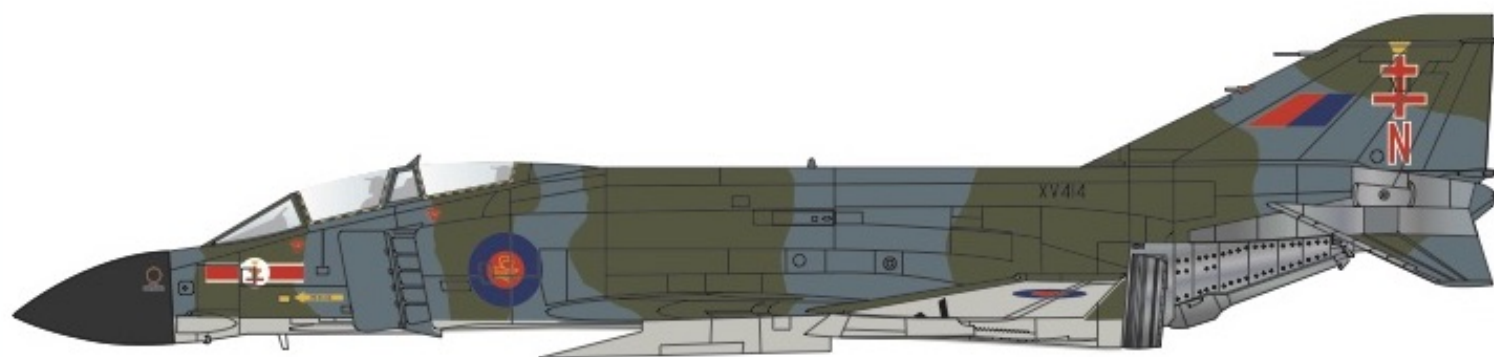
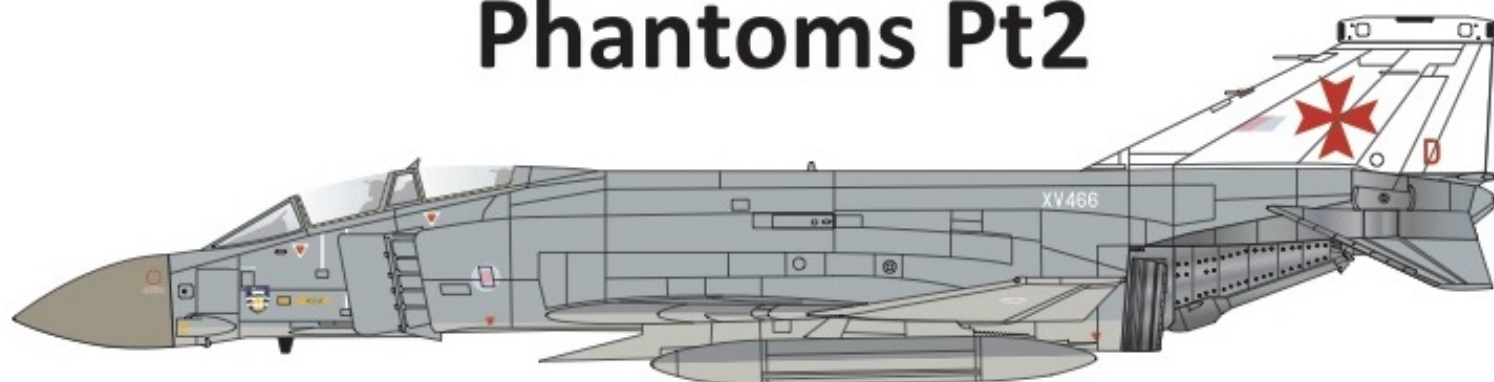


Royal Air Force McDonnell Douglas FG.1 & FGR.2 Phantoms Pt2



For the best results these decals should be applied to a gloss surface such as provided by either Xtracolor or Xtracrylix paints. Cut out the decal required and soak in warm water until the decal is released from the backing paper. Wet the area to be decaled with MICRO SET which will help to eliminate air trapped under the decal and position the decal.

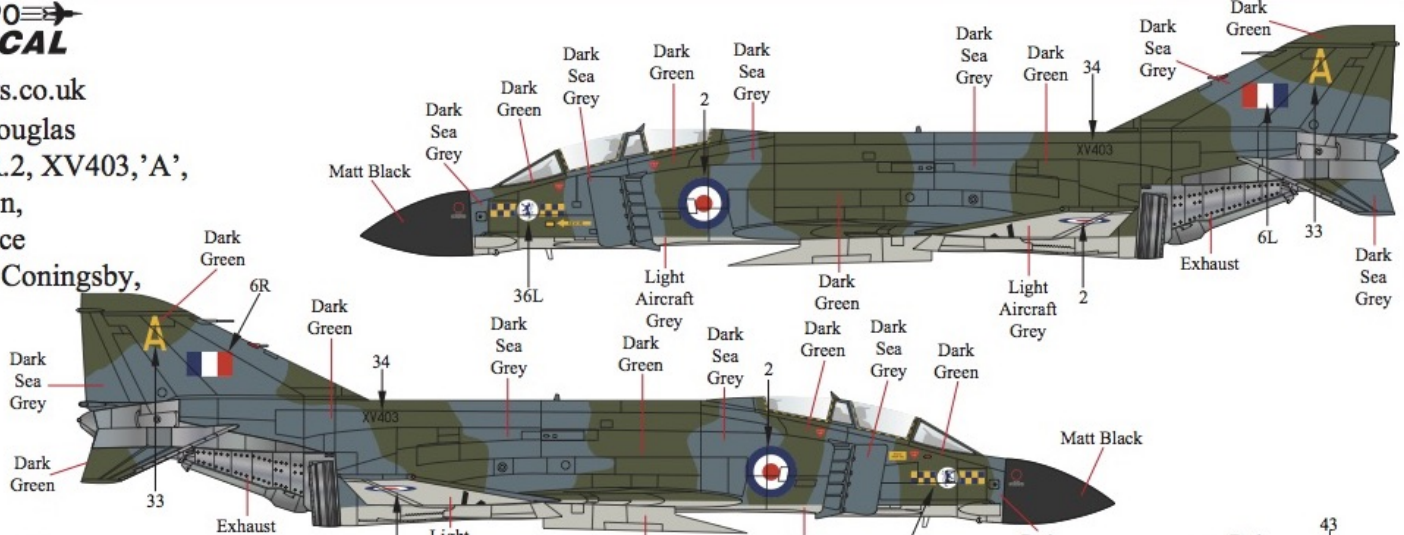
After 5 or 10 minutes wet the decal with MICRO SOL which will soften the decal and ensure that it settles down over any surface detail. Allow the decal to dry for at least 12 hours. During this time some wrinkling of the decal may occur, this is normal. Do not touch the decal at this time.

Carefully check for small air bubbles and if there are any prick with a needle and apply a drop of MICRO SOL. After all air bubbles have been eliminated and the decals are dry wash the entire model with water to remove any excess decal adhesive.

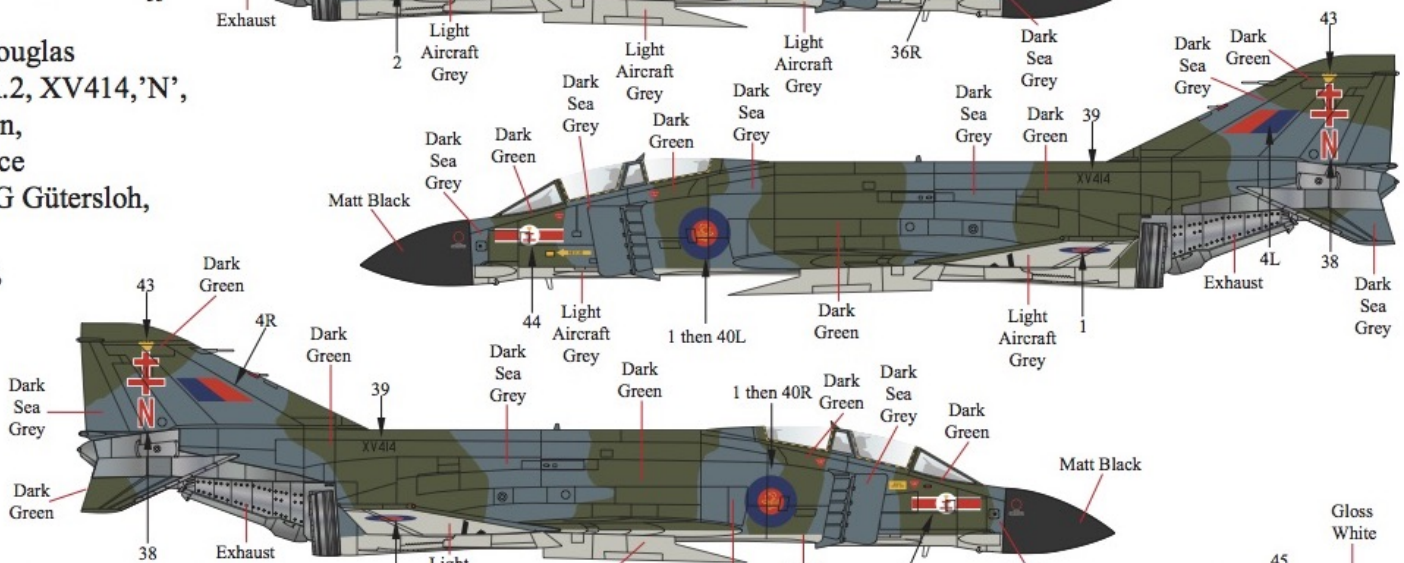
When completely dry the whole model should be sprayed with a coat of Xtracolor or Xtracrylix Flat, Satin or Gloss varnish depending on the finish required.

Store in a cool dry place, avoid sunlight, dampness or extremes of temperature and/or humidity.

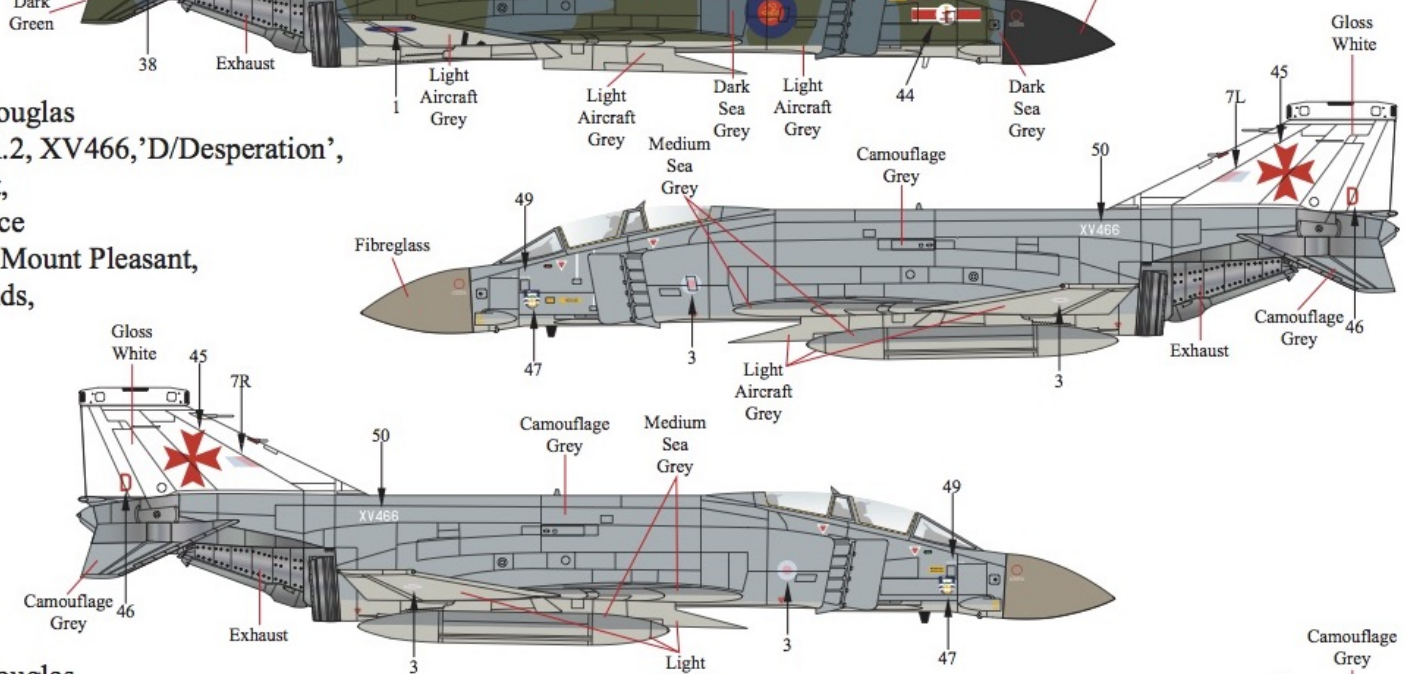
McDonnell Douglas
Phantom FGR.2, XV403, 'A',
of 54 Squadron,
Royal Air Force
based at RAF Coningsby,
UK,
1972.



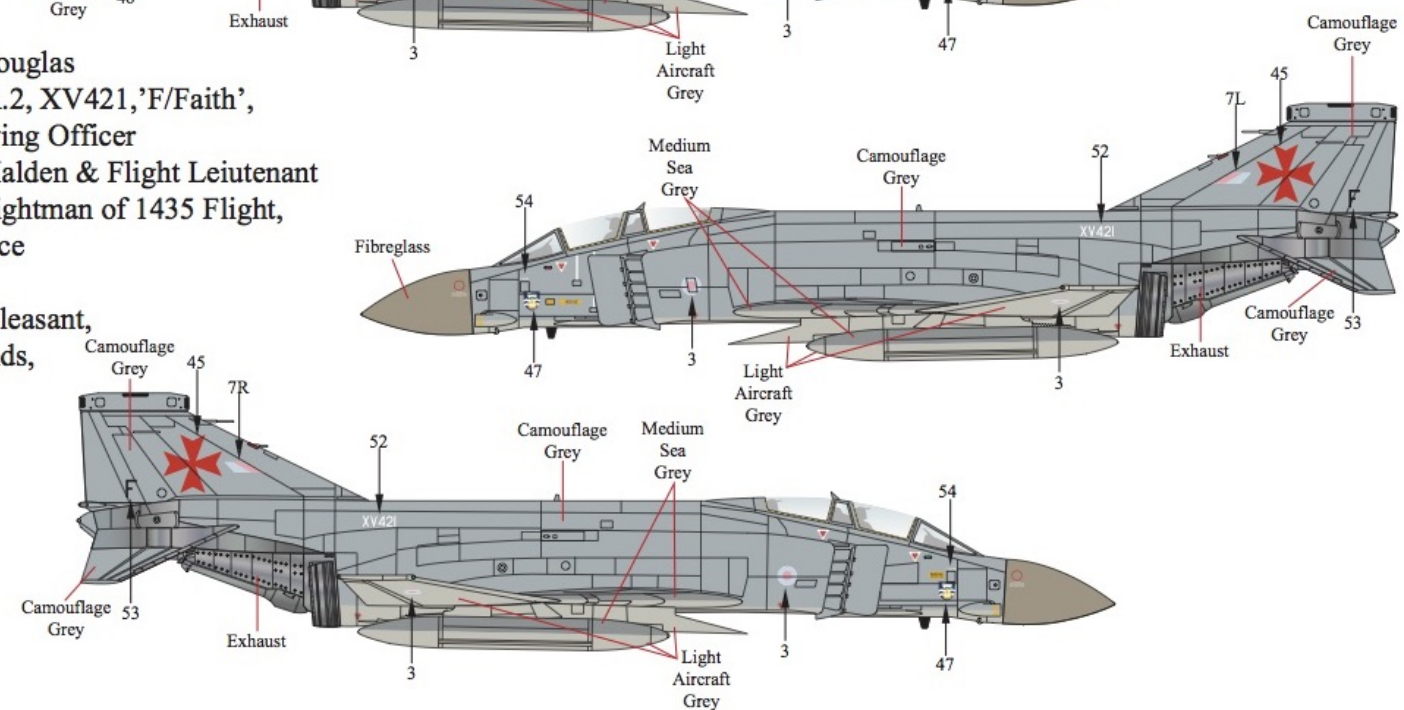
McDonnell Douglas
Phantom FGR.2, XV414, 'N',
of 41 Squadron,
Royal Air Force
based at RAFG Gütersloh,
Germany,
13 September,
1976.

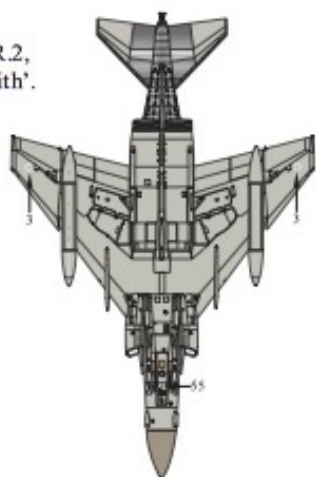
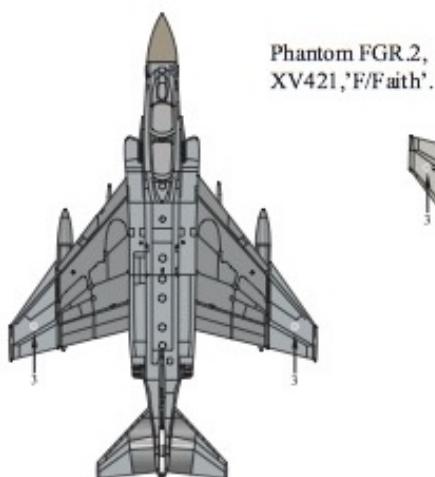
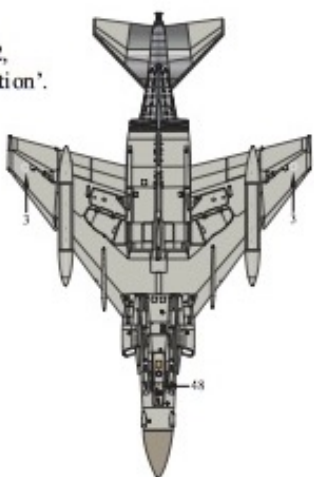
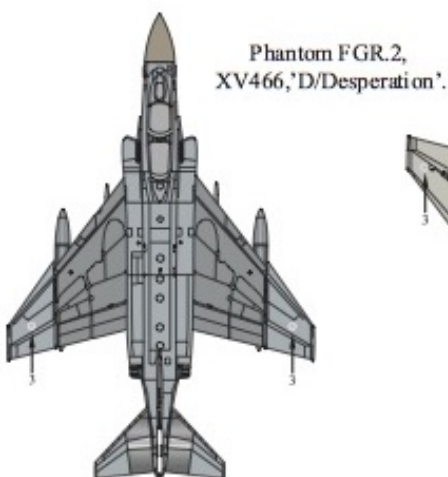
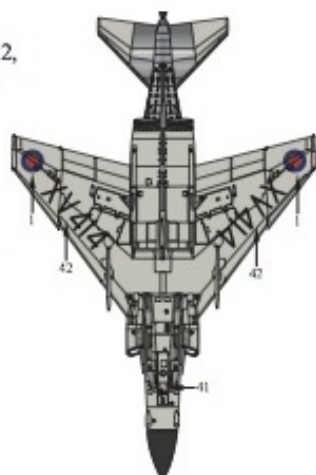
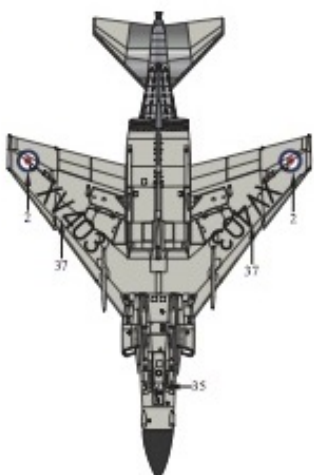
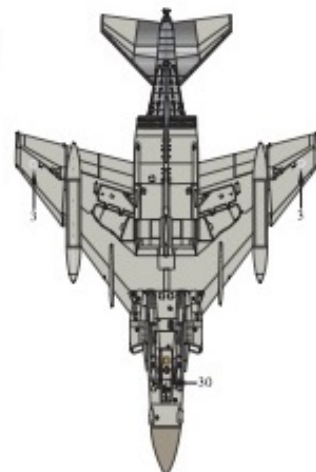
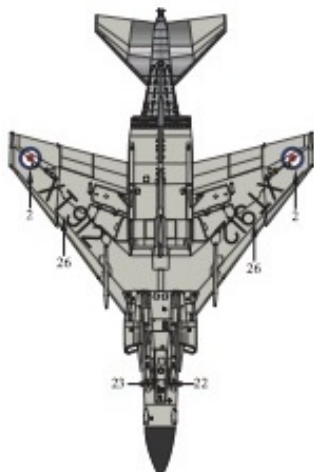



McDonnell Douglas
Phantom FGR.2, XV466, 'D/Desperation',
of 1435 Flight,
Royal Air Force
based at RAF Mount Pleasant,
Falkland Islands,
December,
1991.



McDonnell Douglas
Phantom FGR.2, XV421, 'F/Faith',
crewed by Flying Officer
Ian 'Mongo' Halden & Flight Lieutenant
Chris 'CJ' Weightman of 1435 Flight,
Royal Air Force
based at
RAF Mount Pleasant,
Falkland Islands,
December,
1991.





Xtracolor Paints

- X001 BS381C:241 Dark Green
- X003 BS381C:637 Medium Sea Grey
- X004 BS381C:638 Dark Sea Grey
- X014 BS381C:537 Signal Red
- X015 BS381C:627 Light Aircraft Grey
- X017 BS381C:626 Camouflage Grey
- X032 BS381C:105 Oxford Blue
- X404 Matt Black
- X502 Natural Steel

Paints:

The colours used on these aircraft can be found in the Xtracolor (prefix number with X) and Xtracrylic (prefix number with XA1) range of paints.

Xtracolor Paints

- XA1001 BS381C:241 Dark Green
- XA1003 BS381C:637 Medium Sea Grey
- XA1004 BS381C:638 Dark Sea Grey
- XA1015 BS381C:627 Light Aircraft Grey
- XA1014 BS381C:537 Signal Red
- XA1017 BS381C:626 Camouflage Grey
- XA1032 BS381C:105 Oxford Blue
- XA1141 Insignia White