

USAF / US Coast Guard
ALBATROSS

SA-16A & UF-1G



**6 MARKING OPTIONS FOR USAF & USCG ALBATROSSES
DESIGNED FOR THE TRUMPETER SA-16A KIT**

1/48 SCALE

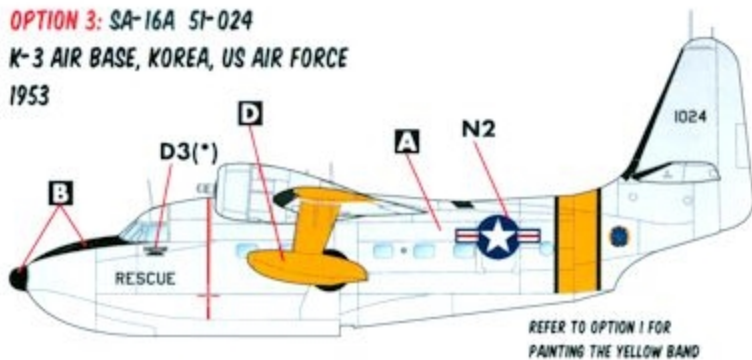
DECALS PRINTED BY



OPTION 3: SA-16A 51-024

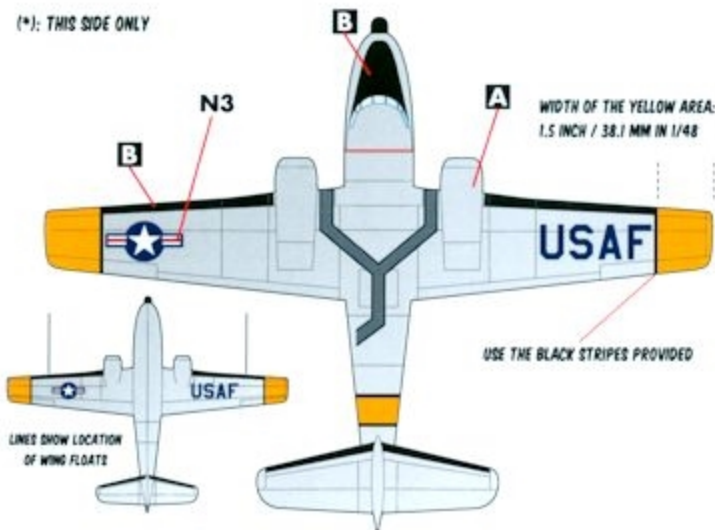
K-3 AIR BASE, KOREA, US AIR FORCE

1953



EARLY MARKINGS TYPICAL OF THE KOREAN WAR ERA. MATS BADGE ON REAR FUSELAGE.
THE ANTI-GLARE PANEL, DE-ICING BOOTS AND RADOME WERE BLACK.

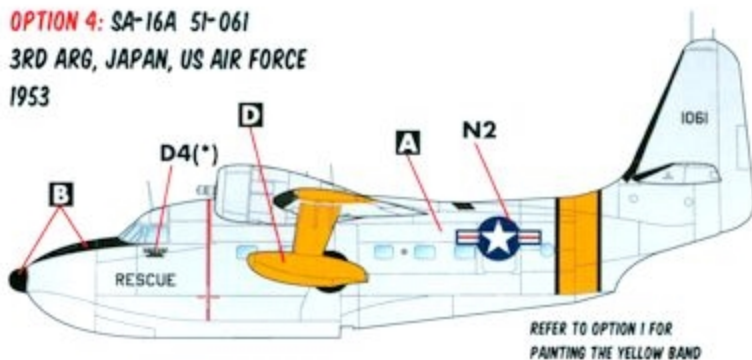
(*): THIS SIDE ONLY



OPTION 4: SA-16A 51-061

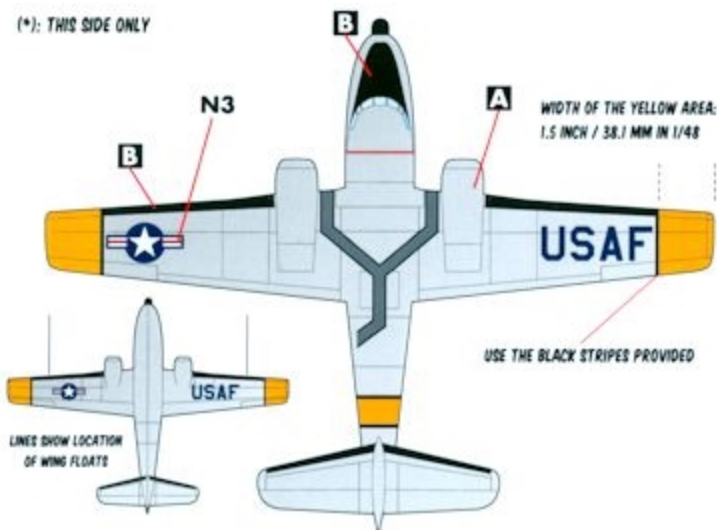
3RD ARG, JAPAN, US AIR FORCE

1953



EARLY MARKINGS TYPICAL OF THE KOREAN WAR ERA. THE MARKINGS AND PAINT SCHEME ARE MOSTLY IDENTICAL TO OPTION 3. NO MATS BADGE ON REAR FUSELAGE.
THE ANTI-GLARE PANEL, DE-ICING BOOTS AND RADOME WERE BLACK.

(*): THIS SIDE ONLY



OPTION 5: SA-16A 51-5296

135TH AIR COMMANDO SQN, MARYLAND AIR NATIONAL GUARD

1963



USE WHITE PROPELLER WARNING STRIPES

NOTE HOW THE "U.S. AIR FORCE" SCRIPT INTERSECTS THE PROPELLER WARNING LINE. CUT THE WHITE PROPELLER WARNING STRIPES AND PLACE ACCORDINGLY.

THE OVERALL BLACK SCHEME WAS USED FOR AIR COMMANDO SQUADRONS DURING THE 1960S.



(*): THIS SIDE ONLY

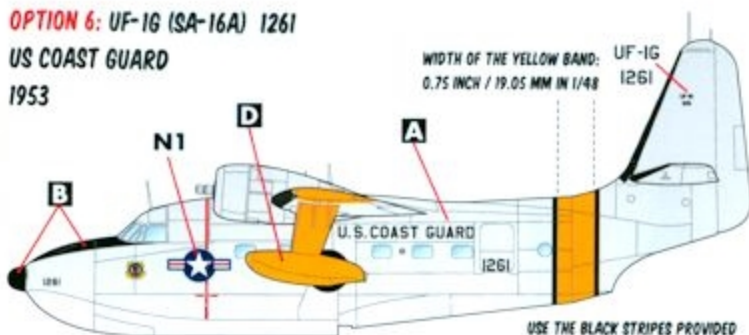


LINE'S SHOW LOCATION OF WING FLOATS

OPTION 6: UF-1G (SA-16A) 1261

US COAST GUARD

1953

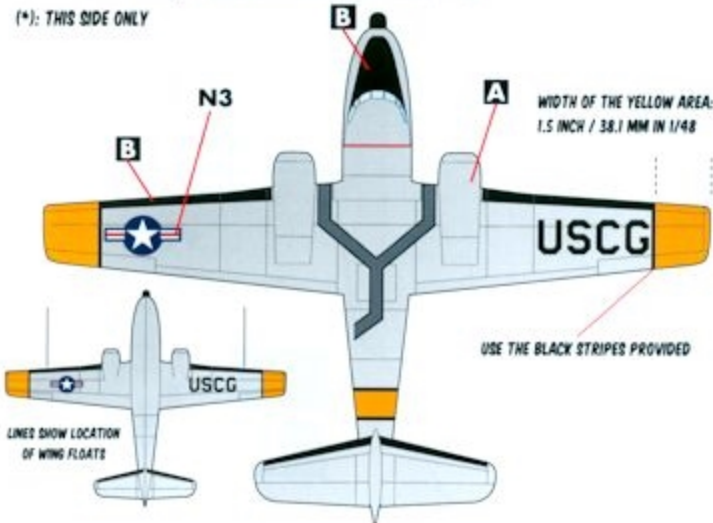


USE THE BLACK STRIPES PROVIDED

THIS AIRCRAFT IS PAINTED IN THE EARLY US COAST GUARD SCHEME THAT WAS BASED ON THE USAF RESCUE SCHEME OF THE PERIOD. THE MORE COLORFUL USCG SCHEMES THAT ARE GENERALLY ASSOCIATED WITH USCG ALBATROSSSES DID NOT APPEAR UNTIL LATER, AFTER MOST AIRFRAMES WERE CONVERTED TO THE SA-16B.

THE ANTI-GLARE PANEL, DE-ICING BOOTS AND RADOME WERE BLACK.

(*): THIS SIDE ONLY



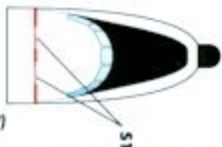
WIDTH OF THE YELLOW AREA: 1.5 INCH / 38.1 MM IN 1/48

LINE'S SHOW LOCATION OF WING FLOATS

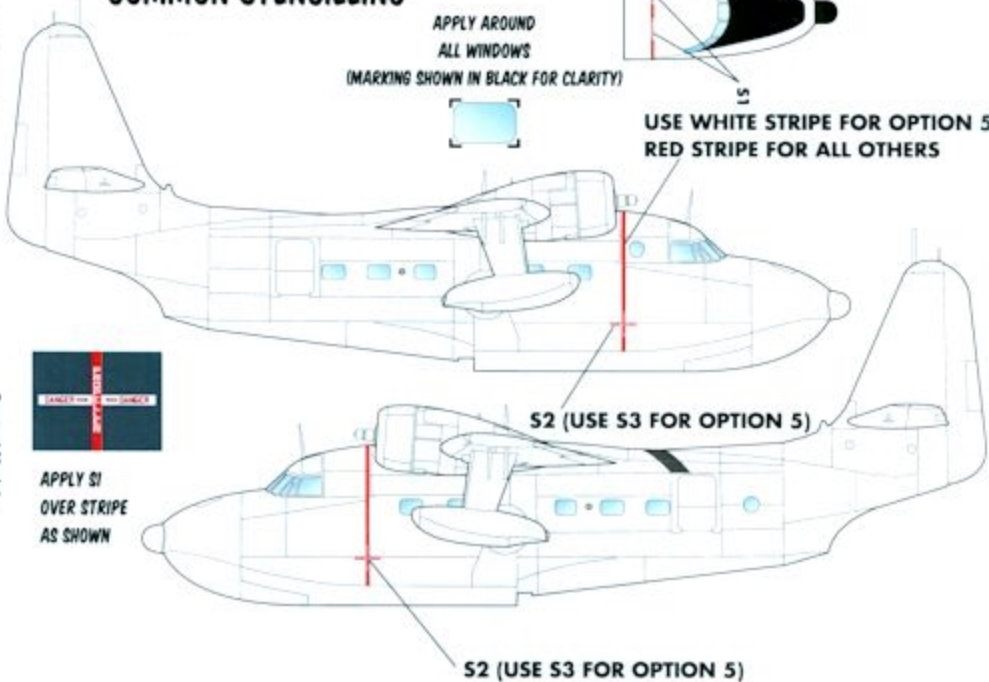
COMMON STENCILLING

- A** ALUMINUM
- B** FLAT BLACK (FS37038)
- C** INT. ORANGE (FS12197)
- D** CHROME YELLOW (FS33538)
- E** GLOSS BLACK (FS17038)

APPLY AROUND
ALL WINDOWS
(MARKING SHOWN IN BLACK FOR CLARITY)



USE WHITE STRIPE FOR OPTION 5
RED STRIPE FOR ALL OTHERS



APPLY S1
OVER STRIPE
AS SHOWN

Caracal Models
PO Box 92141
Austin, TX 78709
info@caracalmodels.com
<http://www.caracalmodels.com>
Decals printed by Cartograf in Italy
and Microscale in the USA.