



Lifelike Decals

48-055

Mitsubishi A5M Part 3


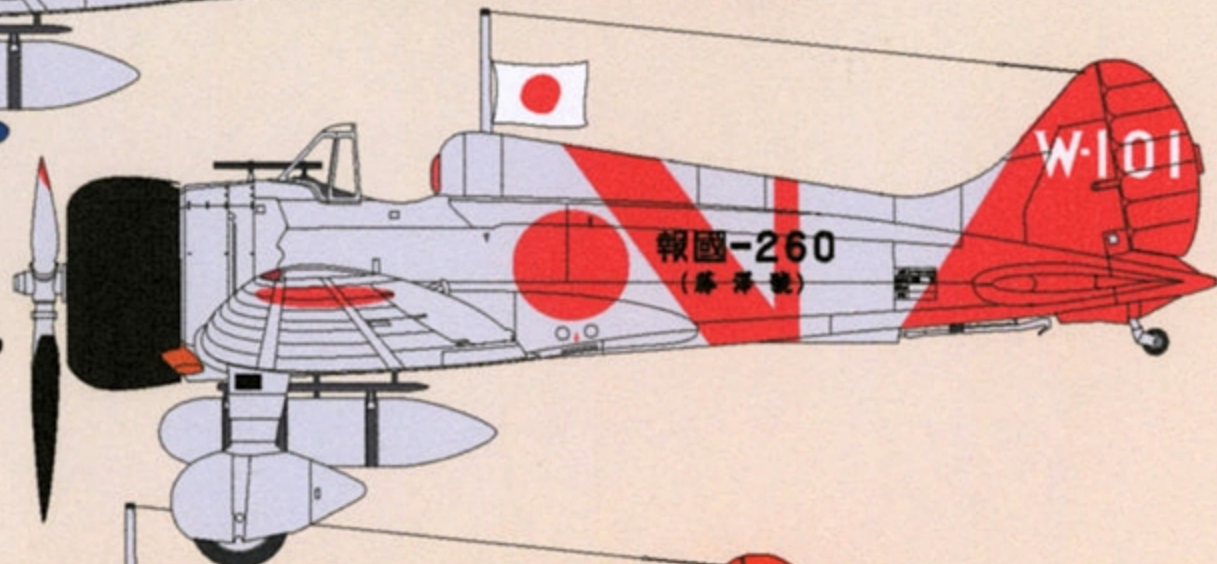
Limited Edition!

A/C #1 (A5M2b early),
12th Kokutai



A/C #7(A5M4),
Sohryu Fighter Group

A/C #3(A5M4),
Sohryu Fighter Group



A/C #8(A5M4),
Sohryu Fighter Group

A total 13 markings are featured herein.

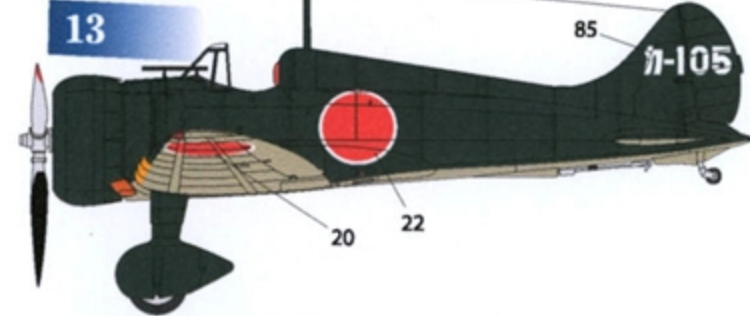
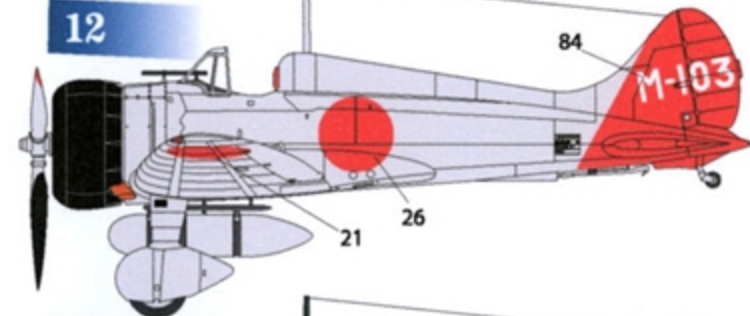
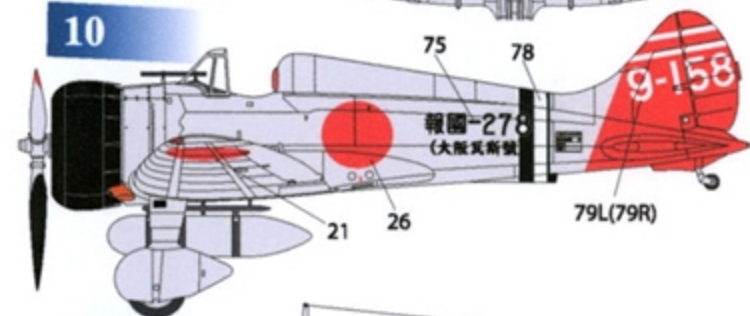
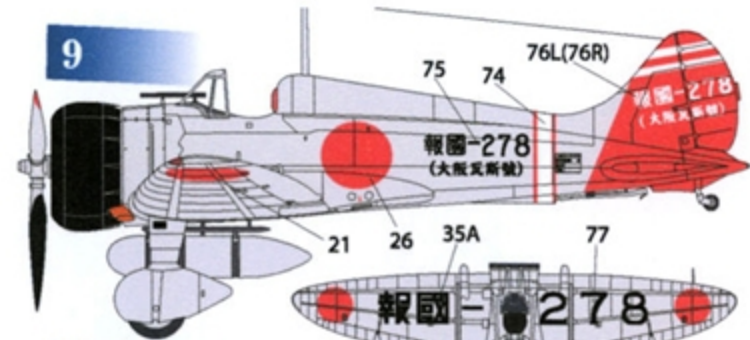
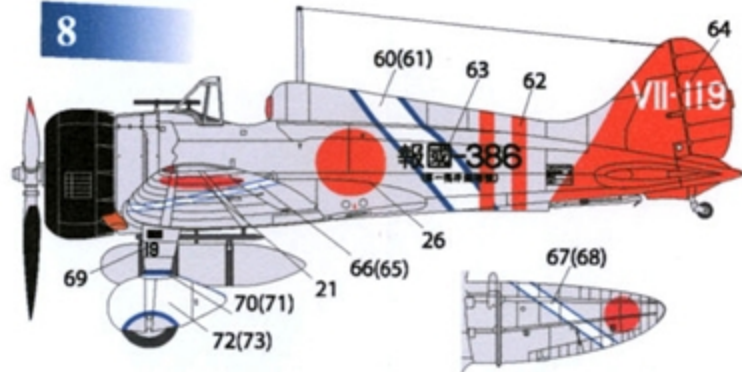
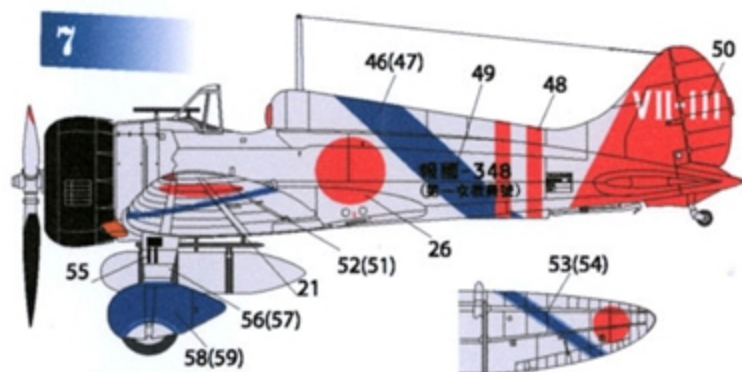
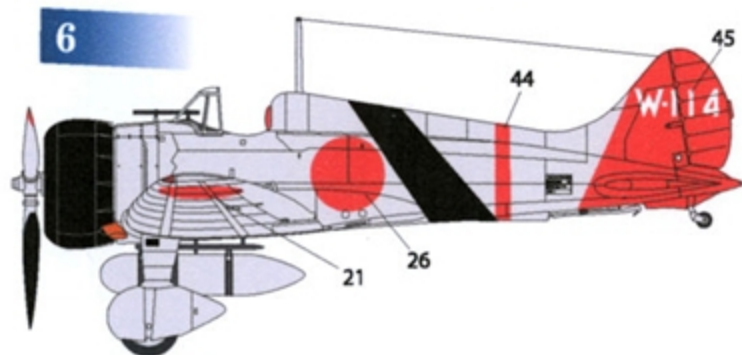
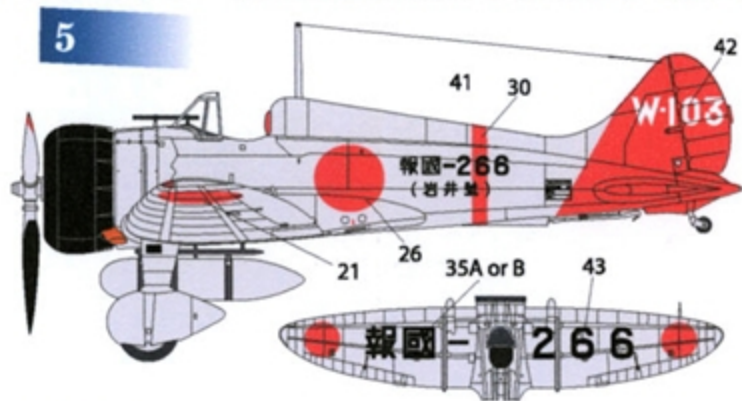
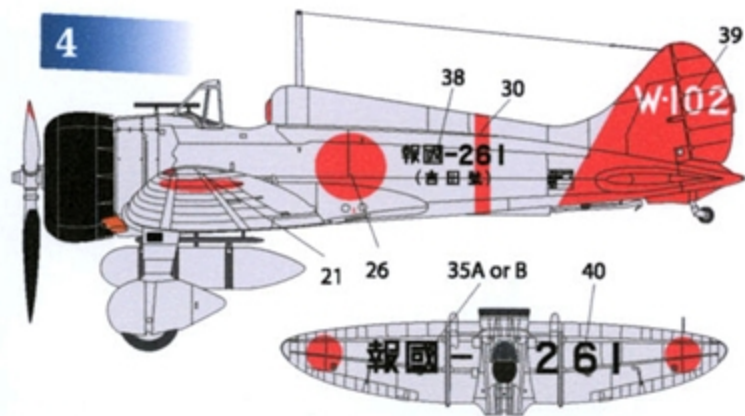
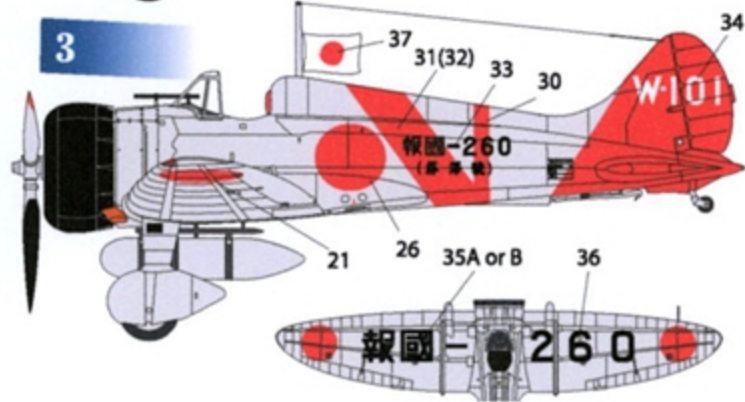
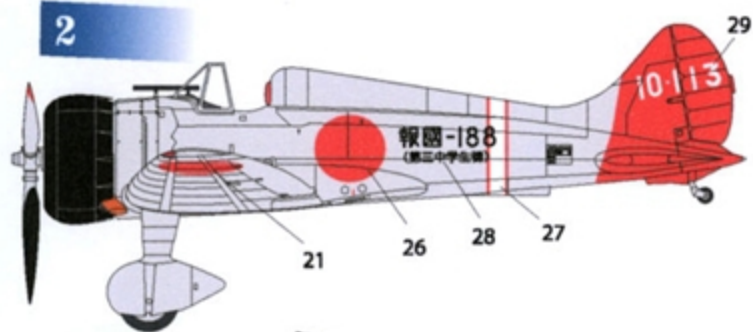
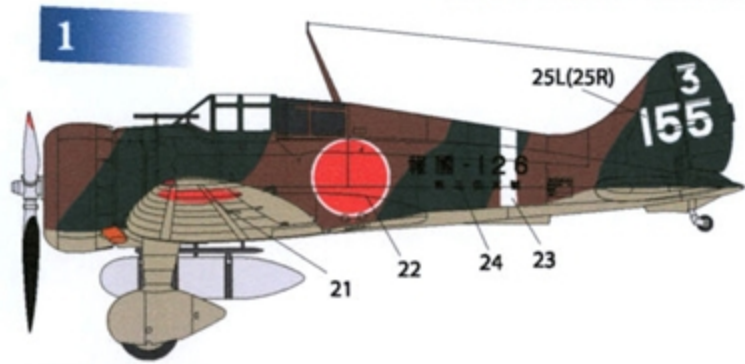
Recommended kits: Fine Molds or Wingsy Kits

Lifelike Decals wants to hear from you and your input.

Fax: +81-743-73-5526, e-mail: lifelike_d@kcn.jp

<http://lifelikedecals.sakura.ne.jp>

Lifelike decals 48-055 Mitsubishi A5M Part 3



Lifelike decals 48-055 Mitsubishi A5M Part 3

A/C #1 A5M2b early, 3-155, Houkoku-126 (Daini Sumitomo Go) of 12th Kokutai, KongDa AB/China, 1938.

Photo/ ref. 1, 7.

*The only photo of this A/C is shown in ref. 1 and 7. It is camouflaged in dark green and brown on upper surface, and gray green on lower surface, and tail code "3" is an angular type. Relatively narrow white outline is attached to Hinomaru, and fuselage white band (indicative of overseas operating unit) is not applied on the bottom of fuselage.

*This photo is not so clear, and the Houkoku Go number can be either 126 or 128. According to the list of Houkoku Go A/C (ref. 15), number 126 is Claude type 2-2 late, Daini Sumitomo Go, and number 128 is a carrier bomber (type no specified), Teima Go, so this A/C is definitely Houkoku-126. But the photo clearly shows Kanji "三" over the white band, not "二" for Daini. This gap is probably understood by thinking in the following way. Originally donated A/C is NMF overall with Houkoku Go mark on the fuselage, but when applying the camouflage paint in the unit, Houkoku Go mark was painted over. After applying white outline on Hinomaru and white fuselage band, ground crew re-applied Houkoku Go mark, but mistook the Kanji number "二" to "三". Kanji "第" is also somewhat distorted. Such distortion or mistake in re-applying the Houkoku Go mark can also be seen of "3-154" (48-053, A/C #1), and should be a mistake by very busy ground crews.

A/C #2 A5M2b late, 10-113 Houkoku-188 (Daisan Chuugakusei Go) flown by NAP 3/C Yukio Aiso, 15th Koktai, Jiujiang AB/China, September to December 1938.

Photo; ref. 1, 7, 16. Illustration/ ref. 1, 7, 17.

*Houkoku-188 was donated at Haneda AB on June 18, 1938.

*The only photo of this A/C (ref. 1, 7 and 16) shows much sun-light reflection around Houkoku Go mark, and the hyphen between "報 国" and "188" is not clearly visible. Thus all the published illustrations do not have this hyphen, but enough space is available between "報 国" and "188". Hyphenated mark is included in this decal, but

if you judge hyphen is not existent, please cut it off.

A/C #3 A5M4, W-101, Houkoku-260 (Fujisawa Go) flown by Lt. Tamotsu Yokoyama of Soryu Fighter Group, Japanese mainland, November 21st, 1939.

Photo/ ref. 1, 7, 9, 10, 14. Illustration/ ref. 1, 2, 3, 4, 6, 7, 9, 10, 12, 17,

*This is a very famous A/C, and two photos (one taking off the deck and another anchored on the deck) as well many illustrations are shown in various references. But when these photos are taken vary from reference to reference. Namely reference 1, 7, 10 and 17 say it is November 1938, while reference 2, 3, 6, 9, 12 and 14 say it is November 1939. Carrier Soryu was deployed to South China Sea in November 1938, but was in Japanese mainland in November 1939.

*Ref. 15 does not show when Houkoku-260 was donated. Houkoku-261 (Yoshida Go) (A/C #4) and Houkoku-266 (Iwai Go) (A/C#5) and this A/C are photographed on the deck of Soryu with almost the same composition. Probably the photographer would not be allowed to be on board Soryu so frequently, so it would be quite reasonable to think that these photos (parked condition) were taken on the same day. Houkoku-261 and Houkoku-266 are donated at Osaka Daini AB on April 16, 1939, and it is quite probable that this A/C (Houkoku-260) with the same "號" Kanji was donated at the same time. All the donators of these three A/C were living in Osaka. Houkoku Go list in ref. 15 shows donation date are not in sequence, but all the known donation date of Houkoku-250 to -265 is December 1938 or later. This supportive evidence strongly suggest that this A/C was probably donated in 1940, and all the photos of W-101~103 parked on the deck of Soryu is photographed in November 1939, and the photo of W-101 taking off with Hinomaru flag was taken, as reference 9 says, on November 21, 1939 in Japan.

*Red diagonal band on fuselage indicates Buntai-cho, and Lt. Yokoyama served this position from December 1937 to December 1939.

*Hinomaru flag on antenna mast is made of cloth, and cannot be reproduced by decal. Only Hinomaru circle is

included in this decal.

A/C #4 A5M4, W-102 Houkoku-261 (Yoshida Go) flown by NAP 1/C Matsuo Hagiri of Soryu Fighter Group, Japanese mainland, November 1939.

Photo/ ref. 1, 7, 8, 9, 10. Illustration/ ref. 1, 7, 9, 10, 12, 17.

*As shown in the caption of A/C #3, this A/C was donated at Osaka Daini AB on April 16, 1939, and was usually flown by NAP 1/C Matsuo Hagiri. A sequence of photos of W-101, 102, and 103 was probably taken in November 1939 in Japan.

*NAP 1/C Hagiri was born in Shizuoka Prefecture in 1913, and lived through Sino-Japanese Conflict and Pacific War with a total score of 13 victories.

A/C #5 A5M4, W-102 Houkoku-266 (Iwai Go) flown by NAP 1/C Hideo Oishi of Soryu Fighter Group, Japanese Mainland, November 1939.

Photo/ ref. 1, 7. Illustration/ ref. 1, 5, 7, 10, 12.

* As shown in the caption of A/C #3, this A/C was donated at Osaka Daini AB on April 16, 1939, and was usually flown by NAP 1/C Hideo Oishi. A sequence of photos of W-101, 102, and 103 was probably taken in November 1939 in Japan.

*Oishi's A/C (㊦-186) in Yokosuka Kokutai is featured in decal 48-053.

A/C #6 A5M4, W-114 of Soryu Fighter Group, East China Sea, November 1938.

Photo/ref. 7, 14. Illustration/ref. 7.

*The only photo of this A/C (while flying over a vast ocean) is shown in ref. 7 and 14, and is said to be taken in November 1938. As nothing is seen in the photo except another Claude (W-113?, seems to be Houkoku Go) behind, photo taken in November 1938 is not contradictory to Soryu's operation in South China Sea.

*The broad diagonal band on fuselage is much darker than Hinomaru red, tail red marking or fuselage band, and almost the same darkness as its cowling, we judge this is black. Due to limited availability of space, this band mark is not included in the decal.

A/C #7 A5M4, VII-111 Houkoku-348 (Daini Jokyojin

Go) of Soryu Fighter Group, Kasanohara AB, early 1941.

Photo/ ref. 1, 7, 9, 10. Illustration/ref. 2, 3, 4, 6, 7, 10, 12, 14.

*Probably this is the most gaudily marked Claude, probably due to less busy days of training in Japan and before transition to Zero, but only one photo is known. It is a Houkoku Go A/C, and number "48" and "第二女教員 驍" mark can be made out of the photo, thus leading to full Houkoku Mark of "Houkoku-348 (Daini Jokyojin Go). Its tail section is out of photo, but it's A/C code is identified as "VII-111", as "11" is clearly seen on the root of landing gear spats. This A/C was donated at Haneda AB on April 7, 1940.

*The diagonal band on fuselage (said to be blue) is much darker than fuselage vertical bands or Hinomaru, and should be much darker blue than was used in 48-054. It is said that the wing bands and landing gear spats are also painted in the same dark blue. Thin white trim is attached to the upper and lower end of blue spats. Please choose the correct one for your Fine Molds (FM) or Wingsy (WK) kit.

A/C #8 A5M4, VII-119, Houkoku 386 (Daiichi Fukui Orimono Go) of Soryu Fighter Group, Kasanohara AB, early 1941.

Photo/ref. 1, 4, 7, 9. Illustration/ ref. 1, 2, 3, 4, 6, 7, 10, 12, 13, 14.

* This A/C is another gaudily marked Claude as A/C #7, and only one photo is known for this A/C, which is said to be taken on the same time and location as the photo of VII-111. Houkoku-386 mark (with "號" Kanji) is evident. Ref. 15 does not show donation time and location, but ref. 10 says it was donated in August 1940 (probably in Fukui Prefecture).

*Both VII-111 and 119 have broad diagonal bands on fuselage, and are said to be the mount of Buntai-cho, but this assertion is quite questionable as TWO more Claude on the left side of VII-119 also have such broad diagonal band (with blue trim). It would be abnormal for Buntai-cho to have two reserve A/C in the calm training days in Japan. So probably such broad diagonal bands are Shotai or Chutai marking, and is not related to

Buntai-cho.

*This A/C as well as the A/C standing left to it has white spats with blue trim. Please choose the correct blue trim mark for your Fine Molds (FM) or Wingsy (WK) kit.

*Though not shown in the photo, it is highly probably that this A/C carried white (with blue trim) diagonal bands on wings like A/C #7.

A/C #9 A5M4, Houkoku 278 (Osaka Gas Go) of 14th Kokutai, Sanzao Dao or Haikou AB/China, summer 1939.

Photo/ ref. 1, 9.

*A/C #9 and #10 are of the same A/C with different marking. The only photo before application of "9-158" is shown in ref. 1 and 9.

*Houkoku-278 was donated at Osaka Daini AB on May 28, 1939, and had Houkoku Go mark on fuselage, upper wing and tail. Two white bands are already applied on tail, so the A/C was already delivered to 14th Kokutai.

A/C #10, A5M4, 9-156 Houkoku 278 (Osaka Gas Go) of 14th Kokutai, Haikou AB/China, summer 1939.

Photo/ ref. 1, 7, 9. Illustration/ ref. 1, 4, 6, 7, 12, 13, 17,

*Two photos of this marking are shown in ref. 1, 7 and 9, and its illustrations are shown in various references. This A/C is said to be the personal mount of Buntai-cho, Lt. Kofukuda.

*All the illustrations show red/white fuselage band with black trim, but scrutiny of in-flight as well as maintenance photo shows that fuselage band is darker than Hinomaru red or tail red marking or Houkoku Go mark (black, indeed darker than Hinomaru red), so it should be black, as claimed by the caption of the photo in ref. 1. Position of fuselage band in this marking is slightly forward than marking #9, and the color of the band seems to be changed to black when repainting it. Part of "報" and "8" over the black band has white background, and the fuselage band extends to arrester hook cover.

*Houkoku Go mark on upper wing is still existent, but at this time the arrester hook is removed.

A/C #11, A5M4, QI-107 Houkoku-295 (Dainippon

Moufu Go) of Soryu Fighter Group, Sanya AB/Hainan Tao, September 15, 1940.

Photo/ref. 1, 7. Illustration/ ref. 1, 10, 17.

*Houkoku-295 was donated at Osaka Daini AB on June 23, 1940.

*Two photos of this A/C are shown in ref. 1 and 7. This A/C belonged to Soryu Fighter Group. When deployed to northern Indo-China (now Vietnam) to support Japanese Army, Soryu Fighter Group was on board Carrier Hiryu (2nd carrier of 2nd Carrier Division), and landed Sanya AB/Hainan Tao on September 15, 1940. These photos were taken on this day. CI indicates Soryu Fighter Group (CII was assigned to Hiryu Fighter Group). The photo taken from the front shows Houkoku Go mark on lower left wing only.

A/C #12, A5M4, M-103 of Miho Kokutai, Miho AB, October 1943 to June 1945.

Illustration/ref. 4.

*Illustration of this A/C is shown in ref. 4, but we could not find the photo. Caption of this illustration shows the period of November 1940 to 1943. Miho Kokutai (a training unit) existed in Miho AB (now Yonago AP) from October 1943 to June 1945, but how long it was equipped with Claude is not known.

A/C #13, A5M4, 力-105 of Kasumigaura Kokutai, Kasumigaura AB, autumn 1943.

Photo/ref. 1, 7. Illustration/ref. 7, 13.

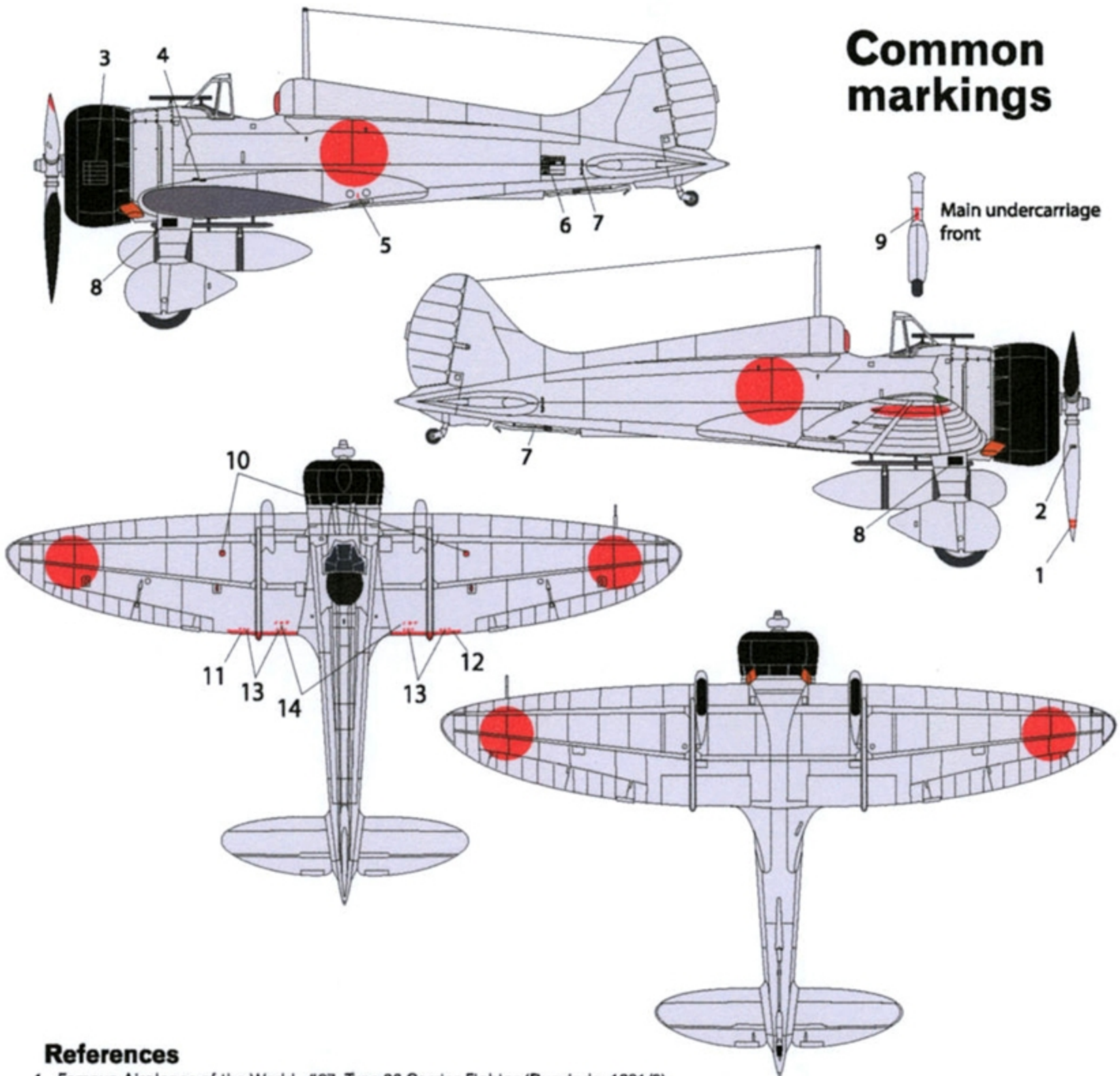
*The only photo of this A/C is shown in ref. 1 and 7, and is said to be taken in the autumn of 1943. The ground crews are wearing relatively thin long sleeve shirt.

*Upper surface (including cowling and landing gear spats) are painted in dark green, and lower surface probably gray green. White outline of Hinomaru is relatively narrow.

(Note)

The letter "報 国" is not always of the same style, and two types of "Go" Kanji, "號" or "驍", were used, so which type of Houkoku Go mark is used should be checked with the photo.

Common markings



References

1. Famous Airplanes of the World, #27, Type 96 Carrier Fighter (Bunrindo, 1991/3)
2. Mechanic of World Aircraft #16, Type 96 Carrier Fighter/Type Zero Carrier Observation Seaplane (Collection Series, Kojin-sha, 1995)
3. Mechanism of Military Aircraft #16, Type 96 Carrier Fighter/Type Zero Carrier Observation Seaplane (Handy version, Kojin-sha, 2001)
4. Koku-Fan Illustrated No. 42, Japanese Imperial Army & Navy Aircraft Color, Marking (Bunrindo, 1988)
5. Osprey Aircraft of the Aces 22, Imperial Japanese Navy Aces 1937-45 (Osprey Publishing Ltd. 1998)
6. Model Art Extra No. 272, Camouflage & Markings of the Imperial Japanese Navy Fighters in WWII (Model Art Co., 1986)
7. Model Art Extra No. 510, Camouflage and Markings of the Imperial Japanese Navy Fighters in WWII (Model Art Co., 1998)
8. The Imperial Japanese Navy Fighter Group 2—Aces (I. Hata, Y. Izawa, Dainippon Kaiga, 2010)
9. The Imperial Japanese Navy Fighter Group Photograph Collection (I. Hata, Y. Izawa, Dainippon Kaiga, 2011)
10. Imperial Japanese Navy Air Service Illustrated—Fighter Edition (N. Nishikawa, Shinkigen-sha, 2016)
11. Japanese Naval Air Force in Action (Y. Watanabe, Bungei Shunju Co., 2005)
12. Koku Johou magazine, September 1971 issue (Kantou-sha publishing)
13. Koku-Fan, August 1998 issue (Bunrin-Do)
14. Koku-Fan, April 1976 issue (Bunrin-Do)
15. http://www.ne.jp/asahi/ai kokuki/ai kokuki-top/Houkokugou_List1.html
16. Model Art #439, Heroes of the Imperial Japanese Navy Air Force in 1937~1945 (Kazuhiko Osuo, Model Art Co., 1994)
17. Aero Military Collections #2 Japanese Navy Fighter part 1 (Koei Co. 2005)
18. The Imperial Japanese Navy Fighter Group (I. Hata/Y. Yazawa, Dainippon Kaiga, 2010)