

## Colour Guide

COLOUR	FS	HU	MM
▲A Light Blue	25352	65	1562
▲B Dark Earth	30219	118	1742
▲C Dark Green	34079	116	1710
▲D Dark Brown	30045	98	-
▲E Green-Grey	36165	92	2071

The flag colours are blue-white-red from top.

### Sources:

Aero magazin / Aeroplan  
YASIG Bulletin  
Lift Here! Team Archive



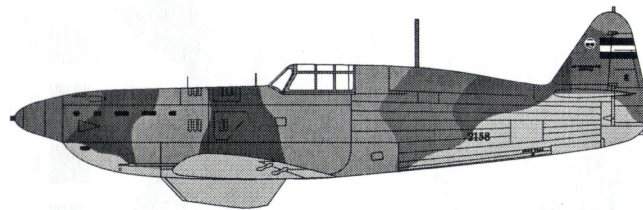
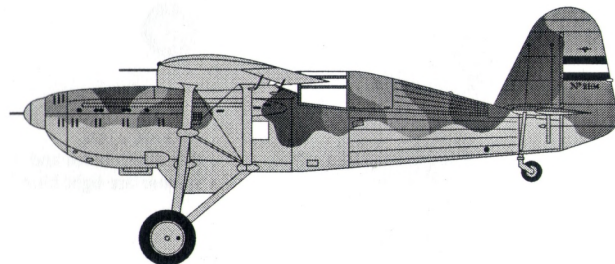
- Apply decals only on smooth and glossy surfaces.
- Carefully cut the decal that you need from the sheet.
- Dip in clean water for about 10s, after that lay it over absorbent paper towel for 30s.
- Apply the setting solution to the desired area.
- Slide the decal from the backing paper using a soft paintbrush.
- After 5min apply the solvent solution and wait overnight.
- Wash the kit and later apply the final coat.

Contact e-mail: [lifthere@eunet.yu](mailto:lifthere@eunet.yu)

For more informations visit: [www.maketorama.co.yu/lifthere](http://www.maketorama.co.yu/lifthere)

# JKRV Set III

RYAF's Ikarus IK-2 & Rogozarski IK-3





**1/48**  
LIMITED  
EDITION

MADE IN SERBIA

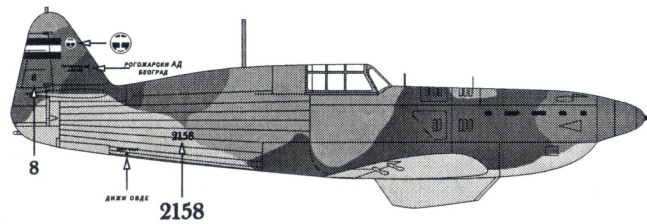


of 100  
R-48LH  
© 2005




IK-2, N°2104  
Propeller blades and  
spinner are light blue.

- A
- B
- C
- D



IK-3, N°2158/8  
Propeller blades are black,  
with two narrow yellow  
stripes.  
Cockpit and undercarriage  
interior is green-grey.



- B
- C
- D
- E