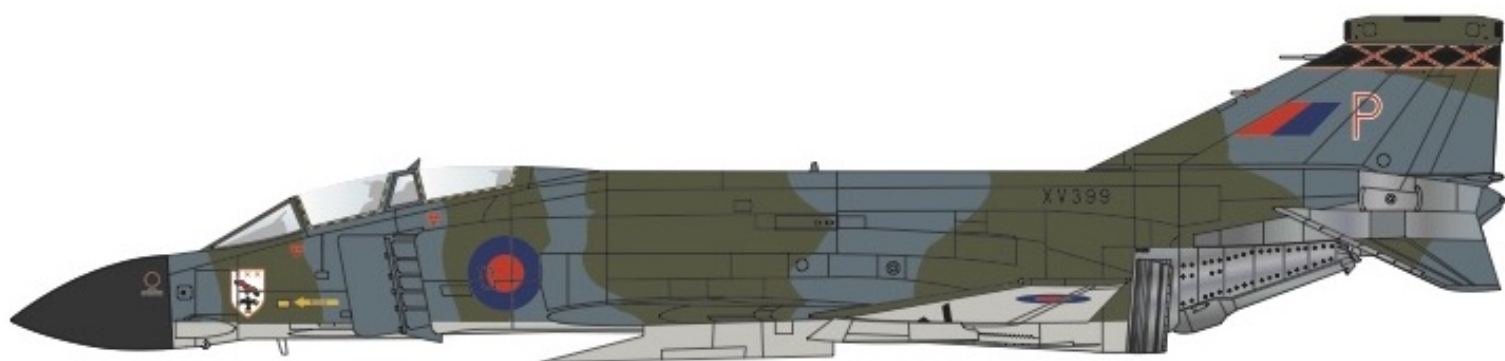


## Royal Air Force McDonnell Douglas FG.1 & FGR.2 Phantom Pt5



For the best results these decals should be applied to a gloss surface such as provided by either Xtracolor or Xtracrylix paints. Cut out the decal required and soak in warm water until the decal is released from the backing paper. Wet the area to be decaled with MICRO SET which will help to eliminate air trapped under the decal and position the decal.

After 5 or 10 minutes wet the decal with MICRO SOL which will soften the decal and ensure that it settles down over any surface detail. Allow the decal to dry for at least 12 hours. During this time some wrinkling of the decal may occur, this is normal. Do not touch the decal at this time.


Carefully check for small air bubbles and if there are any prick with a needle and apply a drop of MICRO SOL. After all air bubbles have been eliminated and the decals are dry wash the entire model with water to remove any excess decal adhesive.

When completely dry the whole model should be sprayed with a coat of Xtracolor or Xtracrylix Flat, Satin or Gloss varnish depending on the finish required.

Store in a cool dry place, avoid sunlight, dampness or extremes of temperature and/or humidity.

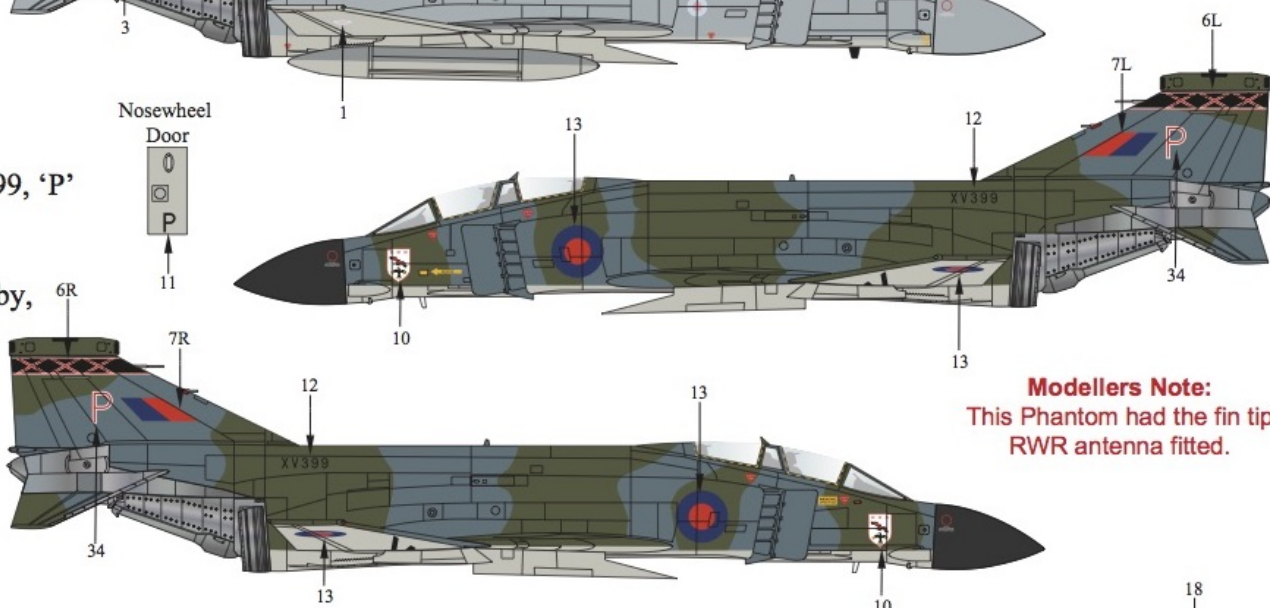


McDonnell Douglas Phantom FGR.2, XV401, 'B' of 228 OCU, 64 Squadron, Royal Air Force, based at RAF Wattisham, UK, August, 1987.



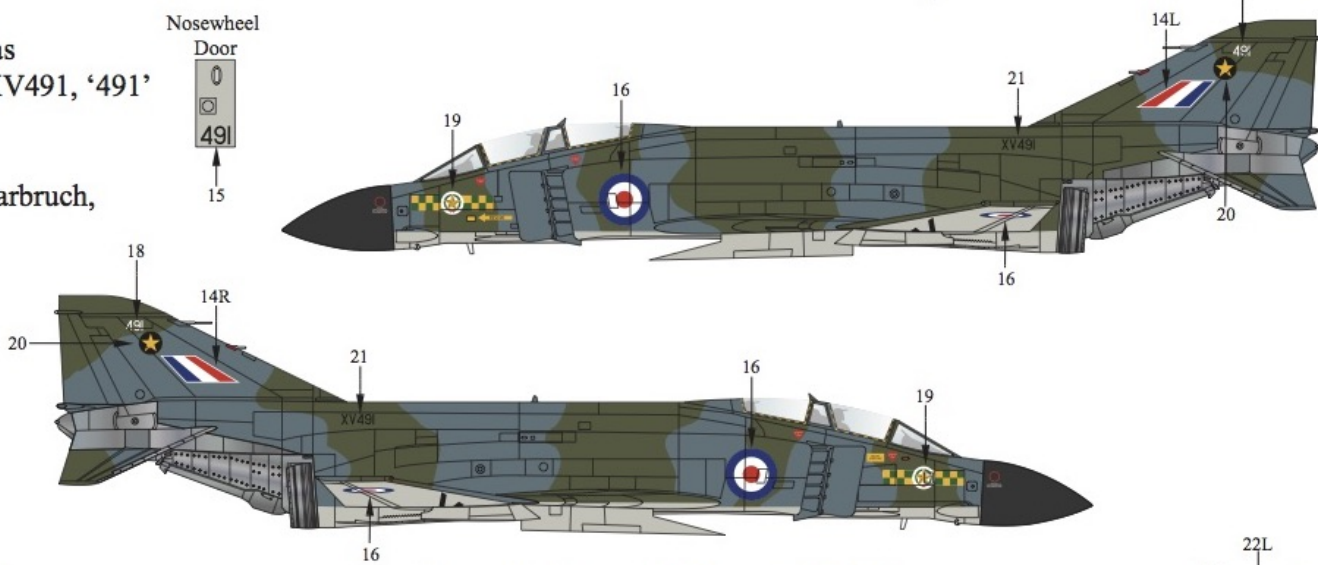
**Modellers Note:**  
This Phantom had the fin tip RWR antenna fitted.

McDonnell Douglas Phantom FGR.2, XV399, 'P' of 29 Squadron, Royal Air Force, based at RAF Coningsby, UK, 9 April, 1980.



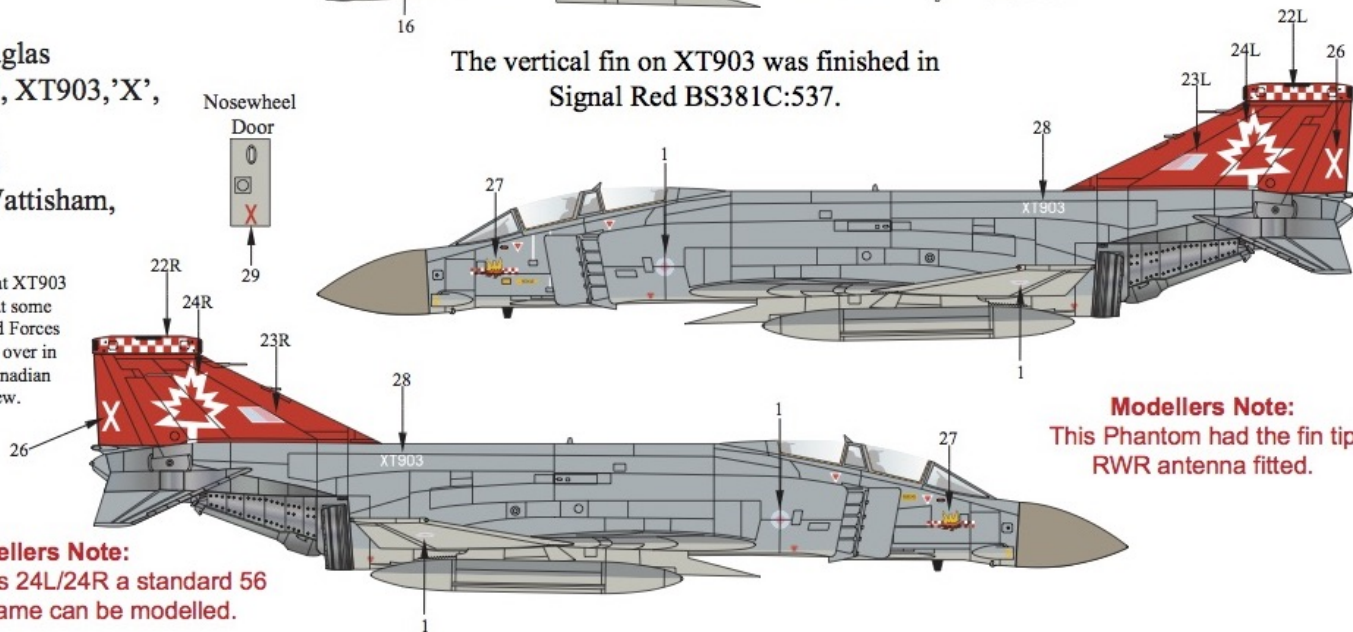
**Modellers Note:**  
This Phantom had the fin tip RWR antenna fitted.

McDonnell Douglas Phantom FGR.2, XV491, '491' of 31 Squadron, Royal Air Force, based at RAFG Laarbruch, Germany, 1971.



McDonnell Douglas Phantom FGR.2, XT903, 'X', of 56 Squadron, Royal Air Force based at RAF Wattisham, UK, 1988.

It can only be assumed that XT903 was possibly 'Zapped' at some point by Canadian Armed Forces whilst either XT903 was over in Canada or by visiting Canadian pilots and groundcrew.



The vertical fin on XT903 was finished in Signal Red BS381C:537.

**Modellers Note:**  
This Phantom had the fin tip RWR antenna fitted.

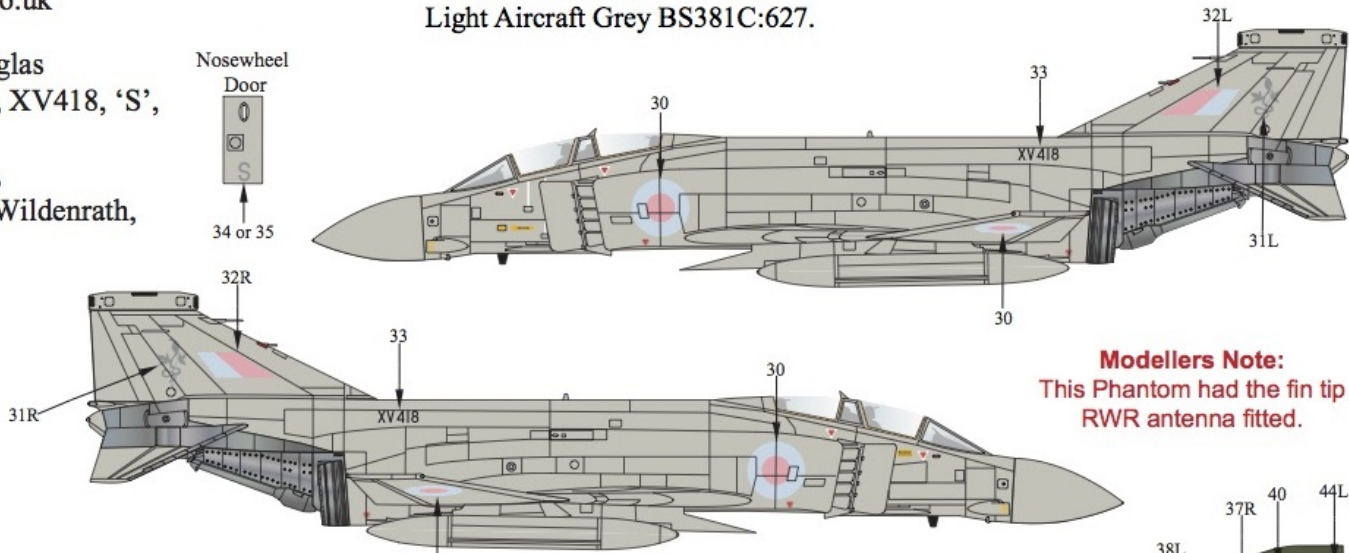
**Modellers Note:**

By omitting decals 24L/24R a standard 56 Squadron airframe can be modelled.

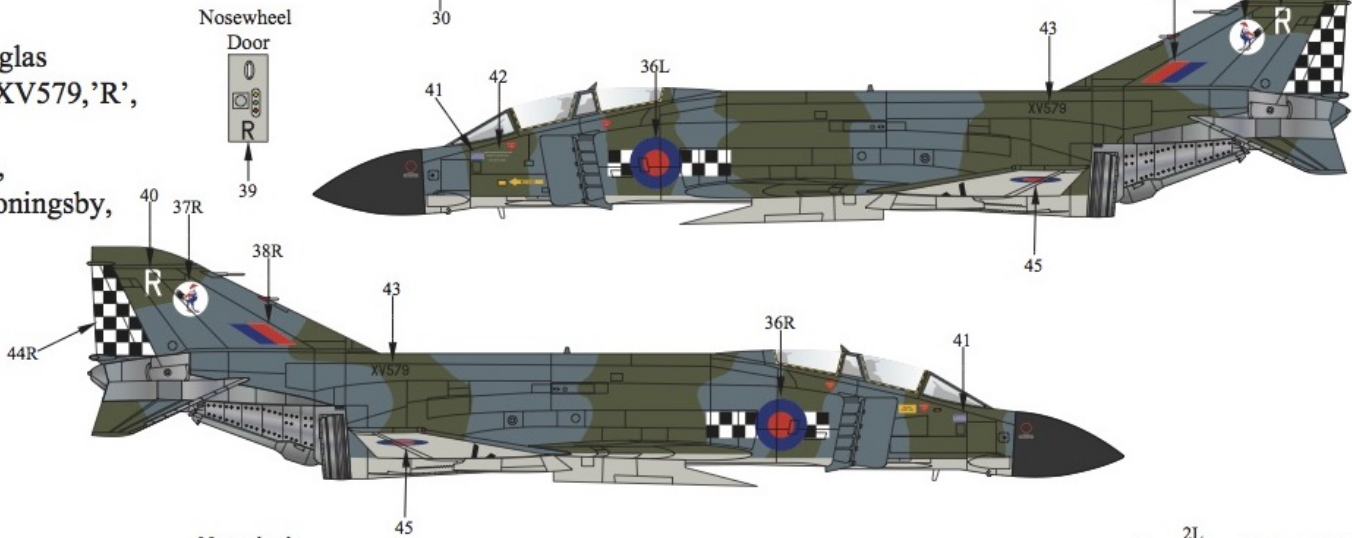


XV418 was finished in overall  
 Light Aircraft Grey BS381C:627.

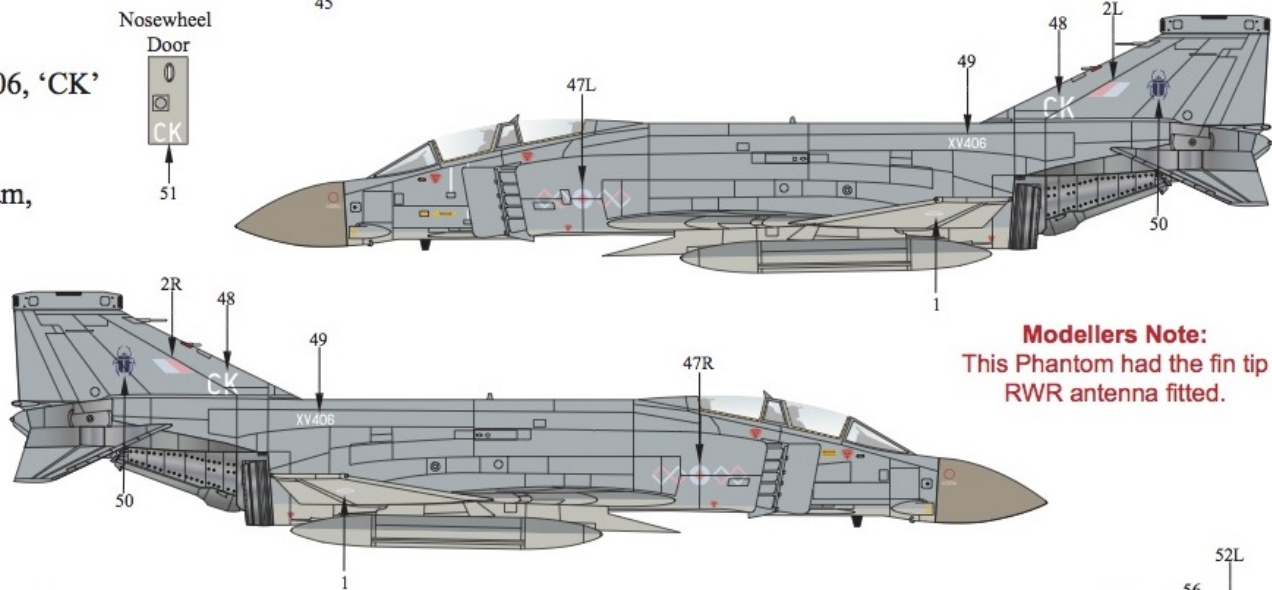
McDonnell Douglas  
 Phantom FGR.2, XV418, 'S',  
 of 92 Squadron,  
 Royal Air Force,  
 based at RAFG Wildenrath,  
 Germany,  
 1979.



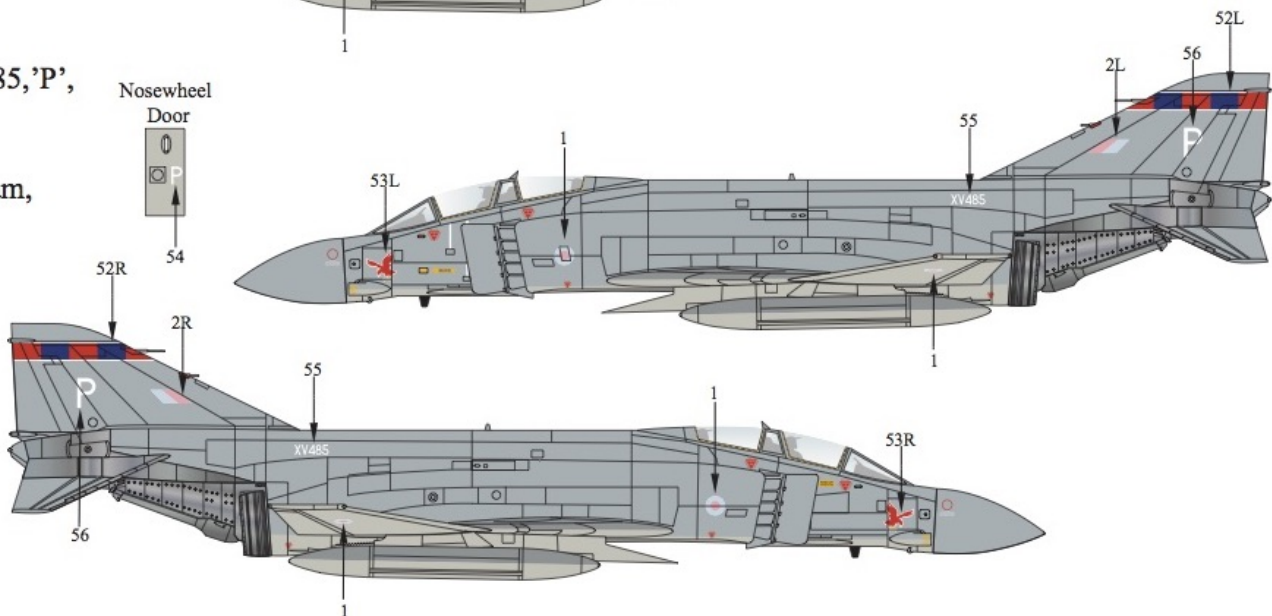
McDonnell Douglas  
 Phantom FG.1, XV579, 'R',  
 of 43 Squadron,  
 Royal Air Force,  
 based at RAF Coningsby,  
 UK,  
 1979.




McDonnell Douglas  
 Phantom FGR.2, XV406, 'CK',  
 of 228 OCU,  
 Royal Air Force,  
 based at RAF Wattisham,  
 UK, August,  
 1987.



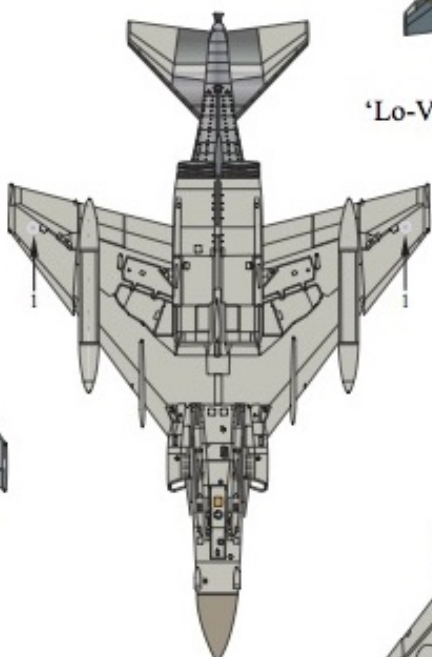
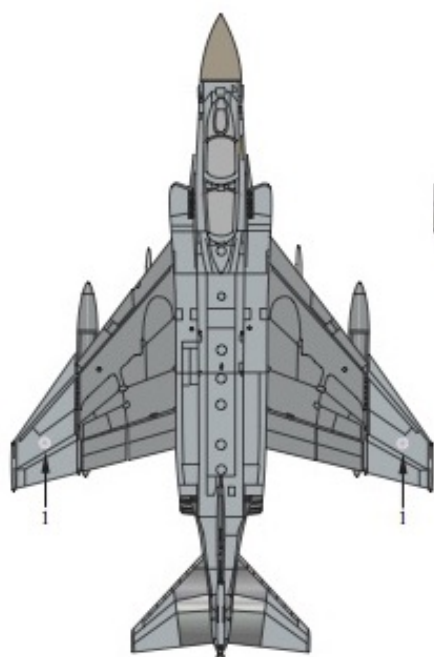
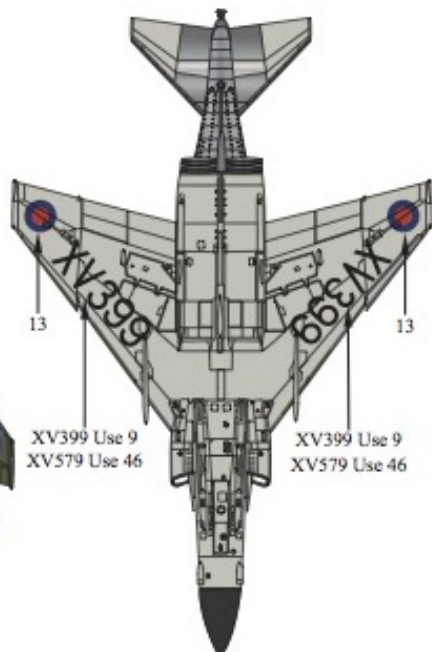
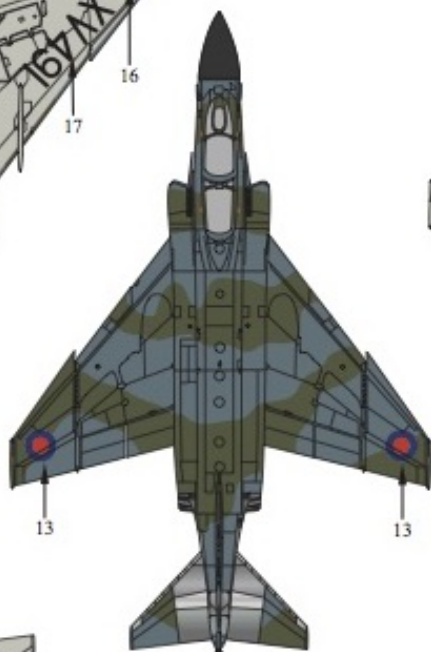
McDonnell Douglas  
 Phantom FGR.2, XV485, 'P',  
 of 23 Squadron,  
 Royal Air Force,  
 based at RAF Wattisham,  
 UK, May,  
 1981.



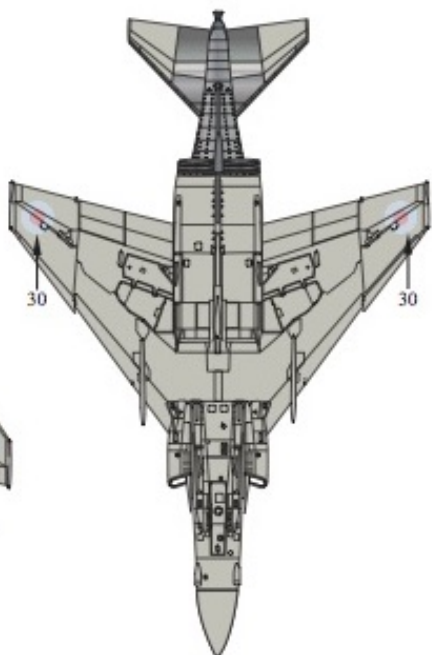
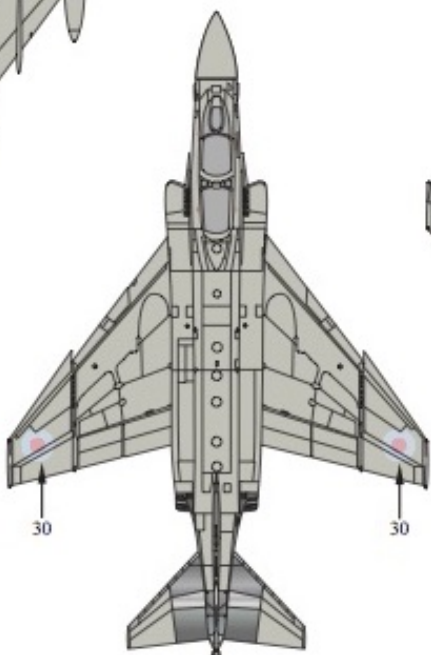




Camouflaged aircraft were finished in Dark Green BS381C:241 and Dark Sea Grey BS381C:638 uppersurfaces over Light Aircraft Grey BS381C:627 undersides.



'Lo-Viz' aircraft were finished in Camouflage Grey BS381C:626 fuselage and outer wingtips with Medium Sea Grey BS381C:637 innerwing areas. Light Aircraft Grey BS381C:627 undersides.



XV418 was finished in overall Light Aircraft Grey BS381C:627.

**Xtracolor Paints**

- X001 BS381C:241 Dark Green
- X003 BS381C:637 Medium Sea Grey
- X004 BS381C:638 Dark Sea Grey
- X015 BS381C:627 Light Aircraft Grey
- X030 BS381C:110 Roundel Blue
- X404 Matt Black
- X502 Natural Steel

**Paints:**

The colours used on these aircraft can be found in the Xtracolor (prefix number with X) and Xtracrylix (prefix number with XA1) range of paints.

**Xtracrylix Paints**

- XA1001 BS381C:241 Dark Green
- XA1003 BS381C:637 Medium Sea Grey
- XA1004 BS381C:638 Dark Sea Grey
- XA1015 BS381C:627 Light Aircraft Grey
- XA1030 BS381C:110 Roundel Blue